


**ROTEC**<sup>®</sup>



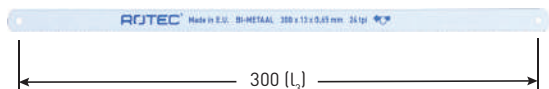
Sawblades



**500**

**Bi-Metal hacksaw blade 12"**

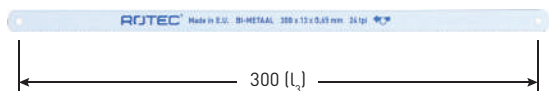
**ROTEC®**



**Execution:** Cobalt-alloyed hack saw blade, wave set teeth for clearance, excellent tool life. Packed per 10 pieces in plastic pack.

**Application:** For sawing the most commonly used materials.

TPI	$l_3$	pcs/PU	Item no.	€ / PU
18	300	10	500.0018	<b>21,74</b>
24	300	10	500.0024	<b>21,74</b>
32	300	10	500.0032	<b>22,59</b>



**Execution:** Cobalt-alloyed hack saw blade, wave set teeth for clearance, excellent tool life. Packed per 50 pieces in plastic pack.

**Application:** For sawing the most commonly used materials.

TPI	$l_3$	pcs/PU	Item no.	€ / PU
18	300	50	500.1018	<b>97,00</b>
24	300	50	500.1024	<b>97,00</b>
32	300	50	500.1032	<b>97,00</b>

**Junior hacksaw blade (baby), in EV-pack**

**ROTEC®**




**Execution:** HSS Junior hacksaw blade, German top quality, in great demand with the professional plumbers and pipe fitters. Long tool life.

TPI	$l_1$	pcs/PU	Item no.	€ / PU
32	150	10	500.0100	<b>5,08</b>


**Hacksaw frame**

**ROTEC®**



**Execution:** Junior hacksaw frame. Ergonomically and low weight designed frame with non-slip handle. Thumb-screw tension adjustment. One hacksaw blade is included.

Type	$l_3$	pcs/PU	Item no.	€ / PU
Junior hacksaw frame	150	1	500.1001	<b>16,42</b>




**Execution:** Light, ergonomically shaped hack saw frame, aluminum alloy. Blade-change mechanism maintains tension setting. Extremely tight blade setting for clean and straight cuts. 0° and 55° blade setting for flush cuts.

Type	$l_3$	pcs/PU	Item no.	€ / PU
Hacksaw frame, curved	300	1	500.1011	<b>26,13</b>


**503**

**Shark-Line hand saws**




**Execution:** D-Type [closed] plastic 2 component (2K) handle with soft-grip pad and exchangeable stainless steel saw blade. Saw blade with hardened and 3-facet ground teeth for precise and clean cuts. Quick-change blade replacement is possible.

Type	TPI	l <sub>3</sub>	pcs/PU	Item no.	€ / PU
SL1	14	300	1	503.0001	<b>35,97</b>




**Execution:** D-Type [closed] plastic 2 component (2K) handle with soft-grip pad and exchangeable stainless steel saw blade. Saw blade with hardened and 3-facet ground teeth for precise and clean cuts. Quick-change blade replacement is possible.

Type	TPI	l <sub>3</sub>	pcs/PU	Item no.	€ / PU
SL2	10	380	1	503.0005	<b>42,83</b>



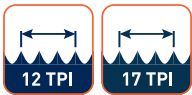
**Execution:** D-Type [closed] plastic 2 component (2K) handle with soft-grip pad and exchangeable stainless steel saw blade. Saw blade with hardened and 3-facet ground teeth for precise and clean cuts. Quick-change blade replacement is possible.

Type	TPI	l <sub>3</sub>	pcs/PU	Item no.	€ / PU
SL3	17	270	1	503.0010	<b>37,00</b>



**Execution:** D-Type [closed] plastic 2 component (2K) handle with soft-grip pad and exchangeable stainless steel saw blade. Saw blade with hardened and 3-facet ground teeth for precise and clean cuts. Quick-change blade replacement is possible.

Type	TPI	l <sub>3</sub>	pcs/PU	Item no.	€ / PU
SL4	9	300	1	503.0015	<b>37,00</b>



**Execution:** Plastic 2 component (2K) handle with soft-grip pad and exchangeable stainless steel saw blade. Double-sided dual-pitch saw blade with induction hardened and 3-facet ground teeth for precise and clean cuts in wood and plastic.

Type	TPI	l <sub>3</sub>	pcs/PU	Item no.	€ / PU
SL5	12+17	240	1	503.0020	<b>46,25</b>



**Execution:** Folding knife with plastic handle and exchangeable stainless steel saw blade. Induction hardened and 3-facet ground teeth for precise and clean cuts in (garden) wood and plastic.

Type	TPI	l <sub>3</sub>	pcs/PU	Item no.	€ / PU
SL6	9	210	1	503.0025	<b>41,11</b>

**Shark-Line hand saw set**

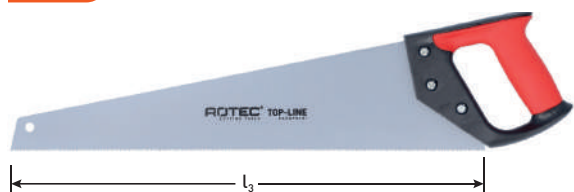


**Execution:** Affordable set of 1 plastic 2 component (2K) handle with the 3 most popular saw blades (SL1, SL3 and SL4).

Type	Description	Content	pcs/PU	Item no.	€ / PU
SD 134	Shark-Line set	Blades: SL1, SL3 and SL4 / 1 pc each. Handle: 2K Handle / 1 pc.	1	503.9001	<b>90,78</b>

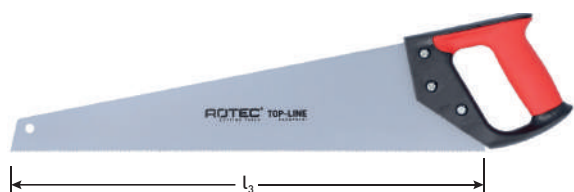
**504**

**Top-Line Hand saws**



**Execution:** High quality classical handsaw. Less friction, more sawing comfort and longer tool life due to wave-set teeth and special coating. Ergonomical handle with cork inlay is suitable for both right- and left-hand use. Tool life increased 6-8 times due to induction hardened teeth.

Type	TPI	l <sub>3</sub>	Execution	pcs/PU	Item no.	€ / PU
TL1/500	7	500	Coated	1	504.0005	<b>30,83</b>



**Execution:** High quality classical handsaw. Less friction, more sawing comfort and longer tool life due to wave-set teeth and special coating. Ergonomical handle with cork inlay is suitable for both right- and left-hand use. Tool life increased 6-8 times due to induction hardened teeth.

Type	TPI	l <sub>3</sub>	Execution	pcs/PU	Item no.	€ / PU
TL5/500	11	500	Coated	1	504.0010	<b>32,54</b>



**Execution:** High quality classical handsaw. Less friction, more sawing comfort and longer tool life due to wave-set teeth. Ergonomical handle with cork inlay is suitable for both right- and left-hand use. Tool life increased 6-8 times due to induction hardened teeth.

Type	TPI	l <sub>3</sub>	Execution	pcs/PU	Item no.	€ / PU
TL5/500	7	500	Uncoated	1	504.0015	<b>23,64</b>



**Execution:** High quality handsaw for insulation materials like styrofoam, rockwool, etc. Special grouped toothing. Ergonomical handle with cork inlay is suitable for both right- and left-hand use.

Type	TPI	l <sub>3</sub>	Execution	pcs/PU	Item no.	€ / PU
TL10/500	14/16	500	Insulation	1	504.0030	<b>18,84</b>



**ROTEC Jigsaw blades**

**Rotec jig saw and reciprocating saw blades**

Swiss precision ground blades for the most diversified rang of applications.

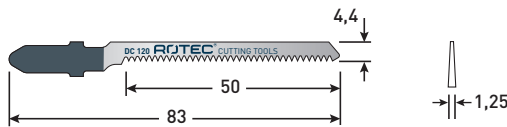


In handy reclosable packaging

Packed in clear plastic reclosable packages with hanging eye for display systems. Compact packaging for easy storing in the saw casing. Every label is showing clear application pictures for quick and easy reference.

**520**

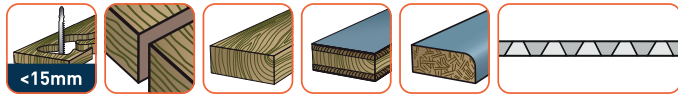
**Jigsaw blade | Wood | Clean Line**



**HCS**

1,3mm

20 TPI

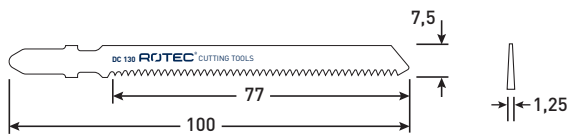


**DC120**

**Execution:** HCS (High-carbon steel), taper ground blade, teeth diagonally sharpened.

**Application:** For precise, fine and clean cuts in softwood, glued wood, plastic laminated wood (1,5-15mm), etc. Specifically for sawing curved contours.

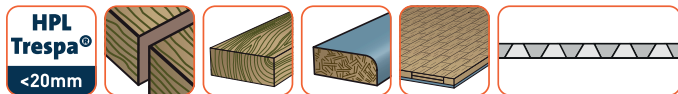
Type	Bosch	Wipru	pcs/PU	Item no.	€ / PU
DC120	T101A0	HC 12K	5	520.0120	<b>7,97</b>



**BiM**

1,6mm

16 TPI

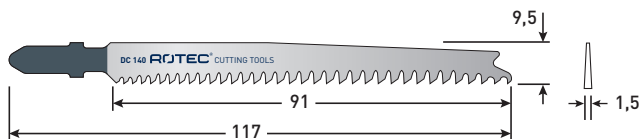


**DC130**

**Execution:** BiM (Bi-metal), taper ground blade, teeth diagonally sharpened.

**Application:** For precise, fine and clean cuts in hardwood, Trespa®, laminated floor boards, coated sheets/HPL (2-20mm), fibre reinforced plastics / epoxy (ø<20mm), free of splinters.

Type	Bosch	Wipru	pcs/PU	Item no.	€ / PU
DC130	T101AIF	HC 19RBi	2	520.0132	<b>6,99</b>
DC130	T101AIF	HC 19RBi	5	520.0130	<b>13,74</b>
DC130	T101AIF	HC 19RBi	25	520.0135	<b>69,18</b>



**HCS**

2-3mm

8-12 TPI

SPEED

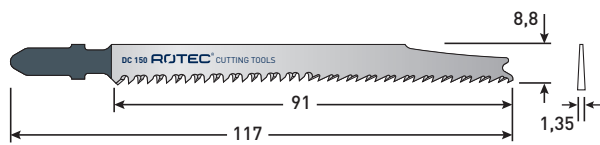


**DC140**

**Execution:** HCS (High-carbon steel), taper ground blade, teeth diagonally sharpened, variable pitch.

**Application:** For precise, fine and clean cuts in softwood (2-60mm), particle-, furniture- and fibreboards.

Type	Bosch	Wipru	pcs/PU	Item no.	€ / PU
DC140	T234X	HC 123	2	520.0142	<b>6,79</b>
DC140	T234X	HC 123	5	520.0140	<b>12,88</b>
DC140	T234X	HC 123	25	520.0145	<b>62,90</b>



**HCS**



**EXTRA CLEAN**  
<30mm

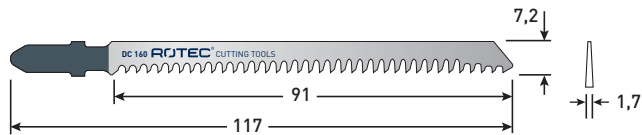


**DC150**

**Execution:** HCS (High-carbon steel), taper ground blade, teeth diagonally sharpened.

**Application:** For precise, fine and clean cuts in softwood and non-abrasive materials.

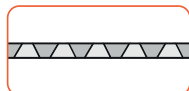
Type	Bosch	Wilpu	pcs/PU	Item no.	€ / PU
DC150	T308B	-	5	520.0150	<b>14,88</b>



**HCS**



**<60mm**

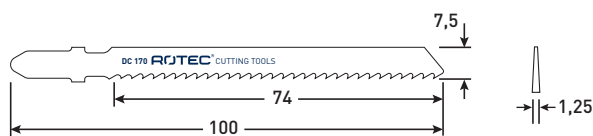


**DC160**

**Execution:** HCS (High-carbon steel), taper ground blade, teeth diagonally sharpened.

**Application:** For precise, fine and clean cuts in softwood, particle-, furniture- and fibreboards (3-60mm), doors, kitchen countertops (-50mm).

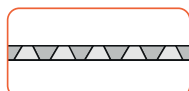
Type	Bosch	Wilpu	pcs/PU	Item no.	€ / PU
DC160	T301BCP	HC 123	5	520.0160	<b>17,20</b>
DC160	T301BCP	HC 123	25	520.0165	<b>83,69</b>



**BiM**



**<30mm**




**DC170**

**Execution:** BiM (Bi-Metal), taper ground blade, teeth diagonally sharpened.

**Application:** For precise, fine and clean cuts in hardwood, laminated floor boards, coated sheets/HPL (3-30mm), fibre reinforced plastics / epoxy (ø<30mm), free of splinters.

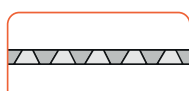
Type	Bosch	Wilpu	pcs/PU	Item no.	€ / PU
DC170	T101BF	HC 12Bi	5	520.0170	<b>13,74</b>



**HCS**



**<30mm**

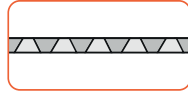
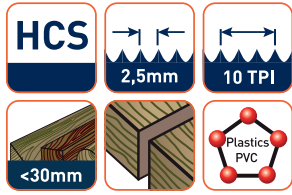
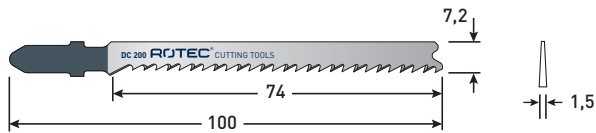


**DC190**

**Execution:** HCS (High-carbon steel), taper ground blade, teeth diagonally sharpened.

**Application:** For precise, fine and clean cuts in softwood, particle-, furniture- and fibreboards (3-30mm), plastic laminated boards. Clean and burr free surface.

Type	Bosch	Wilpu	pcs/PU	Item no.	€ / PU
DC190	T101BR	HC 12R	2	520.0192	<b>4,90</b>
DC190	T101BR	HC 12R	5	520.0190	<b>8,99</b>

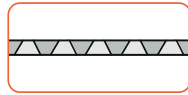
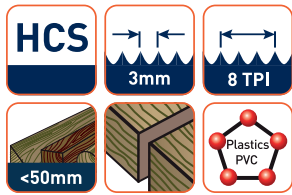
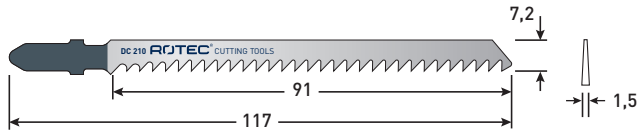


**DC200**

**Execution:** HCS (High-carbon steel), taper ground blade, teeth diagonally sharpened.

**Application:** For precise, fine and clean cuts in softwood, particle-, furniture- and fibreboards [3-30mm], plastics (ø<30mm).

Type	Bosch	Wilpu	pcs/PU	Item no.	€ / PU
DC200	T101B	HC 12	2	520.0202	<b>4,73</b>
DC200	T101B	HC 12	5	520.0200	<b>8,59</b>
DC200	T101B	HC 12	25	520.0205	<b>40,84</b>

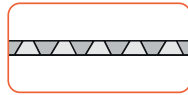
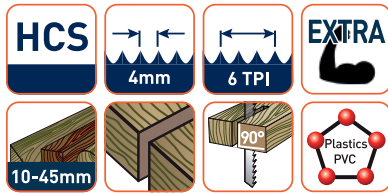
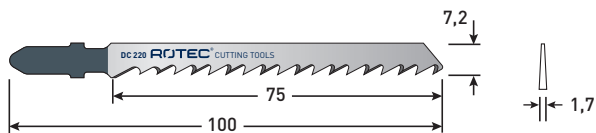


**DC210**

**Execution:** HCS (High-carbon steel), taper ground blade, teeth diagonally sharpened.

**Application:** For precise, fine and clean cuts in softwood, particle-, furniture- and fibreboards (10-50mm).

Type	Bosch	Wilpu	pcs/PU	Item no.	€ / PU
DC210	T301CD	HC 33	2	520.0212	<b>6,57</b>
DC210	T301CD	HC 33	5	520.0210	<b>12,50</b>

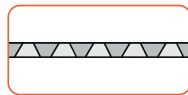
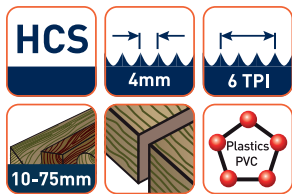
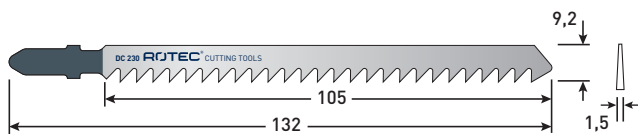


**DC220**

**Execution:** HCS (High-carbon steel), taper ground blade, teeth diagonally sharpened.

**Application:** For fast and clean cuts in all kinds of wood and plastics up to 45mm.

Type	Bosch	Wilpu	pcs/PU	Item no.	€ / PU
DC220	T101DP	HC 14D	5	520.0220	<b>9,65</b>



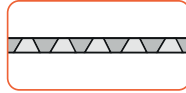
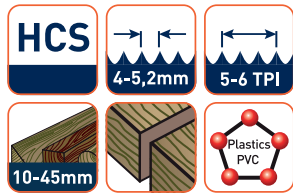
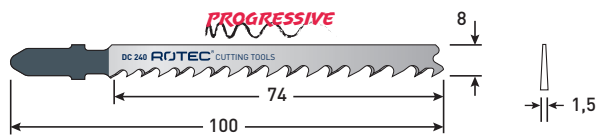
**DC230**

**Execution:** HCS (High-carbon steel), taper ground blade, teeth diagonally sharpened.

**Application:** For fast and clean cuts in all kinds of wood and plastics up to 75mm.

Type	Bosch	Wilpu	pcs/PU	Item no.	€ / PU
DC230	-	HC 34	2	520.0232	<b>6,48</b>
DC230	-	HC 34	5	520.0230	<b>12,54</b>





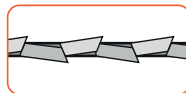
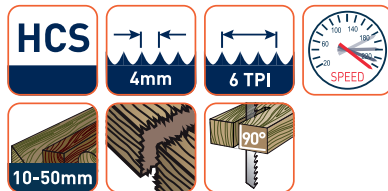
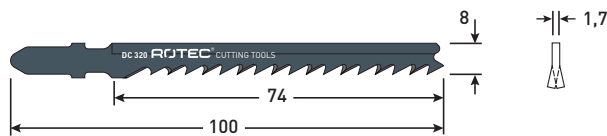
**DC240**

**Execution:** HCS (High-carbon steel), taper ground blade, teeth diagonally sharpened, variable pitch.

**Application:** For precise, fine and clean cuts in softwood, particle-, furniture- and fibreboards (10-45mm).

Type	Bosch	Wilpu	pcs/PU	Item no.	€ / PU
DC240	T101D	HC 14	2	520.0242	<b>4,24</b>
DC240	T101D	HC 14	5	520.0240	<b>7,78</b>
DC240	T101D	HC 14	25	520.0245	<b>36,92</b>

**Jigsaw blade | Wood | Speed Line**

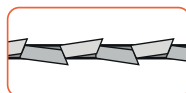
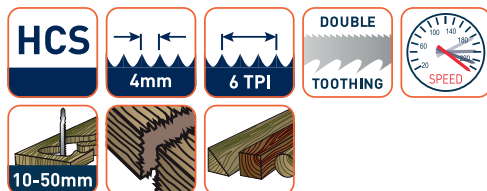
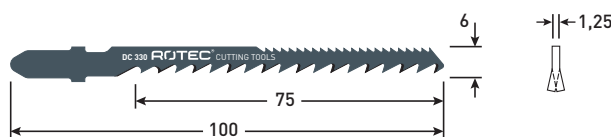


**DC320**

**Execution:** HCS (High-carbon steel), side set, teeth diagonally sharpened.

**Application:** For fast and clean cuts in softwood, particle-, furniture- and fibreboards (10-50mm), doors, kitchen countertops (-50mm).

Type	Bosch	Wilpu	pcs/PU	Item no.	€ / PU
DC320	T144DP	HCGS 14D	5	520.0320	<b>12,23</b>

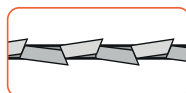
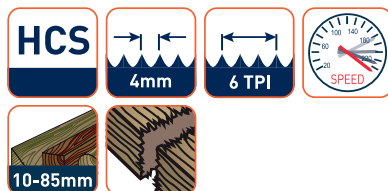



**DC330**

**Execution:** HCS (High-carbon steel), side set, teeth diagonally sharpened. Saw blade with back cut.

**Application:** For fast and clean cuts in all kinds of wood. Specifically for sawing curved contours.

Type	Bosch	Wilpu	pcs/PU	Item no.	€ / PU
DC330	-	HGS 24DV	5	520.0330	<b>9,84</b>

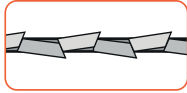

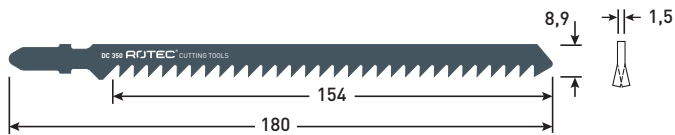


**DC340**

**Execution:** HCS (High-carbon steel), side set, teeth diagonally sharpened, long.

**Application:** For fast and clean cuts in thick construction wood, softwood (5-85mm), particle-, furniture- and fibreboards.

Type	Bosch	Wilpu	pcs/PU	Item no.	€ / PU
DC340	T344D	HGS 34	2	520.0342	<b>5,72</b>
DC340	T344D	HGS 34	5	520.0340	<b>10,85</b>

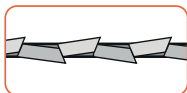



**DC350**

**Execution:** HCS (High-carbon steel), side set, teeth diagonally sharpened, extra long.

**Application:** For fast and clean cuts in thick construction wood, softwood and sandwich panels.

Type	Bosch	Wipac	pcs/PU	Item no.	€ / PU
DC350	T744D	HGS 54	5	520.0350	18,81

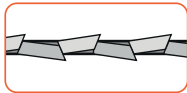



**DC355**

**Execution:** HCS (High-carbon steel), side set, teeth diagonally sharpened, variable pitch.

**Application:** For fast and clean cuts in softwood (10-175mm), particle-, furniture- and fibreboards. Specifically for sawing curved contours.

Type	Bosch	Wipac	pcs/PU	Item no.	€ / PU
DC355	T1044DP	-	2	520.0355	30,22

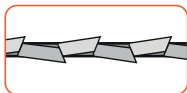




**DC360**

**Execution:** HCS (High-carbon steel), side set, teeth diagonally sharpened, variable pitch.

**Application:** For fast and clean cuts in softwood (10-50mm), particle-, furniture- and fibreboards.

Type	Bosch	Wipac	pcs/PU	Item no.	€ / PU
DC360	T144D	HGS 14	5	520.0360	6,49
DC365	T144D	HGS 14	25	520.0365	30,85

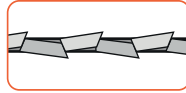
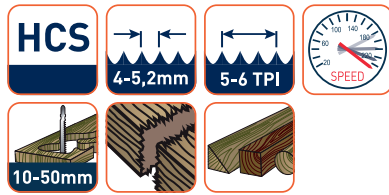


**DC370**

**Execution:** BiM (Bi-metal), side set, teeth diagonally sharpened, variable pitch.

**Application:** For fast and clean cuts in hard- and softwood (10-50mm), all types of boards including plastic laminated boards.

Type	Bosch	Wipac	pcs/PU	Item no.	€ / PU
DC370	T144DF	HGS 14Bi	5	520.0370	13,18


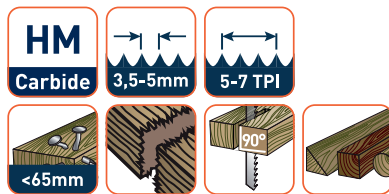
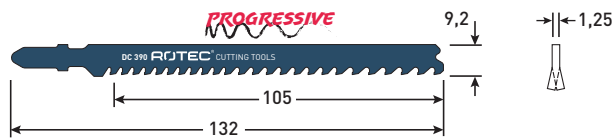


**DC380**

**Execution:** HCS (High-carbon steel), side set, teeth diagonally sharpened, variable pitch.

**Application:** For fast and clean cuts in softwood (10-50mm), particle-, furniture- and fibreboards. Specifically for sawing curved contours.

Type	Bosch	Wilpu	pcs/PU	Item no.	€ / PU
DC380	T244D	HGS 24	5	520.0380	<b>7,60</b>
DC385	T244D	HGS 24	25	520.0385	<b>36,08</b>



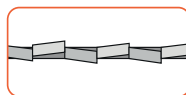
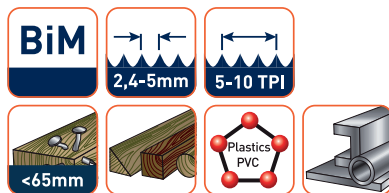

**DC390**

**Execution:** Blank with carbide tipped teeth, side set.

**Application:** For fast straight cuts in robust woods up to 65mm with included metal parts (for example hardened nails or screws).

Type	Bosch	Wilpu	pcs/PU	Item no.	€ / PU
DC390	T 367 XHM	-	3	520.0390	<b>58,58</b>

**Jigsaw blade | Multi Line**



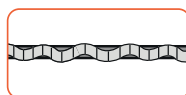

**DC420**

**Execution:** BIM (Bi-metal), teeth milled, side set, variable pitch.

**Application:** For rough and quick cuts in construction wood with lodged nails (-65mm), wood, plastics, steel tubes/profiles and aluminium (3-10mm)

Type	Bosch	Wilpu	pcs/PU	Item no.	€ / PU
DC420	T345XF	-	5	520.0420	<b>19,74</b>

**Jigsaw blade | Metal | Basic Bi-metal**

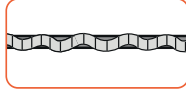




**DC510**

**Execution:** BIM (Bi-metal), teeth milled, wave set, variable pitch.

**Application:** For fine and clean cuts in sheet steel (0,5-1,5mm).

Type	Bosch	Wilpu	pcs/PU	Item no.	€ / PU
DC510	T 121 GF	-	5	520.0510	<b>11,62</b>

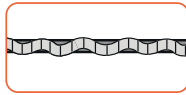
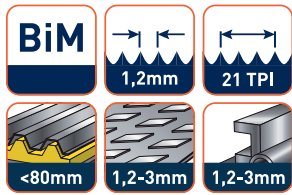
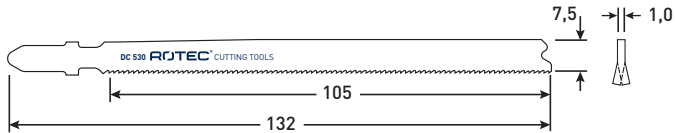


**DC520**

**Execution:** BIM (Bi-metal), teeth milled, wave set, variable pitch.

**Application:** For fine and clean cuts in sheet steel (1,2-3mm).

Type	Bosch	Wilpu	pcs/PU	Item no.	€ / PU
DC520	T118AF	MG 11Bi	2	520.0522	<b>5,37</b>
DC520	T118AF	MG 11Bi	5	520.0520	<b>10,10</b>

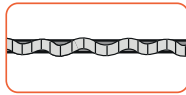
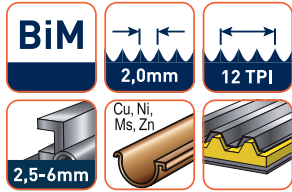
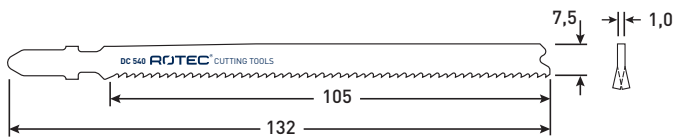


**DC530**

**Execution:** BIM (Bi-metal), teeth milled, wave set.

**Application:** For fine and clean cuts in sheet steel (1,2-3mm), sandwich panels (-65mm), steel or aluminium tubes and open profiles (-65mm)

Type	Bosch	Wilpu	pcs/PU	Item no.	€ / PU
DC530	T321AF	MG 31Bi	5	520.0530	<b>15,63</b>

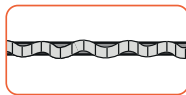
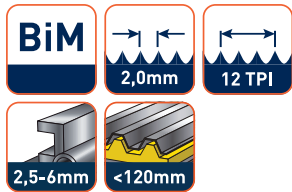
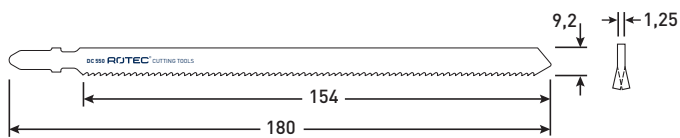


**DC540**

**Execution:** BIM (Bi-metal), teeth milled, wave set.

**Application:** For fine and clean cuts in sheet steel (2.5-6mm), sandwich panels (-65mm), steel or aluminium tubes and open profiles (-65mm)

Type	Bosch	Wilpu	pcs/PU	Item no.	€ / PU
DC540	T321BF	MG 32Bi	5	520.0540	<b>15,93</b>

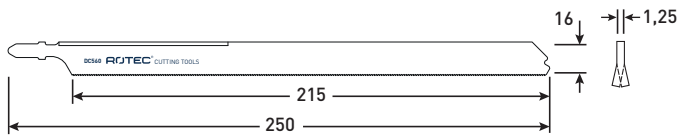


**DC550**

**Execution:** BIM (Bi-metal), teeth milled, wave set, extra long.

**Application:** For fine and clean cuts in sandwich panels (-120mm).

Type	Bosch	Wilpu	pcs/PU	Item no.	€ / PU
DC550	T718BF	MG 52Bi	2	520.0552	<b>11,73</b>
DC550	T718BF	MG 52Bi	5	520.0550	<b>23,60</b>



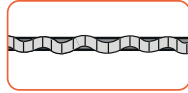
**BIM**

2,0mm

12 TPI

**XL**

<150mm

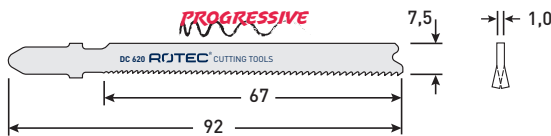


**DC560**

**Execution:** BIM (Bi-metal), teeth milled, wave set, extra long.  
**Application:** For fine and clean cuts in sandwich panels (-150mm).

Type	Bosch	Wilpu	pcs/PU	Item no.	€ / PU
DC560	T1018AFP	-	2	520.0560	<b>34,87</b>

**Jigsaw blade | Metal | Speed-Line HSS**

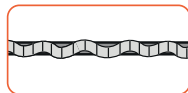


**HSS**

1,1-1,5mm

17-24 TPI

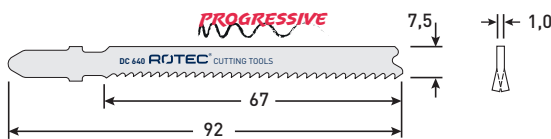
1,2-3mm



**DC620**

**Execution:** HSS (High Speed Steel), teeth milled, wave set, variable pitch.  
**Application:** For fine and clean cuts in sheet steel (1,2-3mm).

Type	Bosch	Wilpu	pcs/PU	Item no.	€ / PU
DC620	T118A	MG 11	5	520.0620	<b>8,17</b>
DC625	T118A	MG 11	25	520.0625	<b>38,85</b>



**HSS**

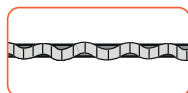
1,9-2,3mm

11-14 TPI

ALU

2,5-6mm

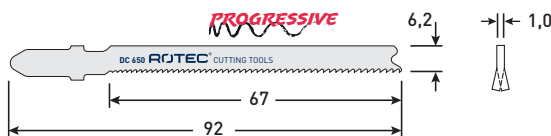
Cu, Ni, Ms, Zn



**DC640**

**Execution:** HSS (High Speed Steel), teeth milled, wave set, variable pitch  
**Application:** For fine and clean cuts in sheet steel (2.5-6mm).

Type	Bosch	Wilpu	pcs/PU	Item no.	€ / PU
DC640	T118B	MG 12	5	520.0640	<b>8,17</b>

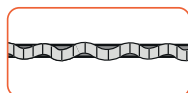


**HSS**

1,1-1,5mm

17-24 TPI

1,2-3mm

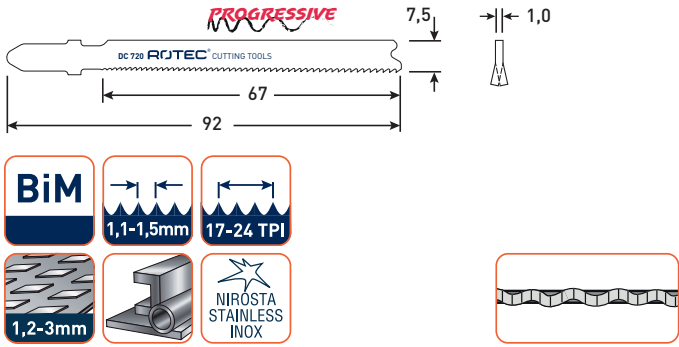


**DC650**

**Execution:** HSS (High Speed Steel), teeth milled, wave set, variable pitch.  
**Application:** For fine and clean cuts in sheet steel (1,2-3mm). Specifically for sawing curved contours.

Type	Bosch	Wilpu	pcs/PU	Item no.	€ / PU
DC650	T218A	MG 21	5	520.0650	<b>8,94</b>

**Jigsaw blade | Metal | Speed-Line Bi-Metal**

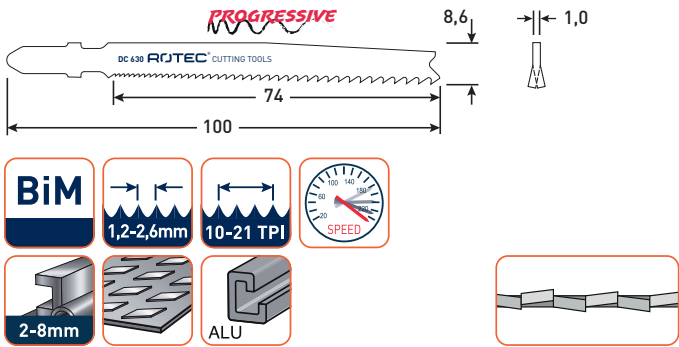


**DC720**

**Execution:** BIM (Bi-metal), teeth milled, wave set, variable pitch.

**Application:** For fine and clean cuts in (perforated) sheet steel (1,2-3mm).

Type	Bosch	Witpu	pcs/PU	Item no.	€ / PU
DC720	T118AF	MG 11Bi	5	520.0720	<b>10,97</b>
DC720	T118AF	MG 11Bi	25	520.0725	<b>53,05</b>

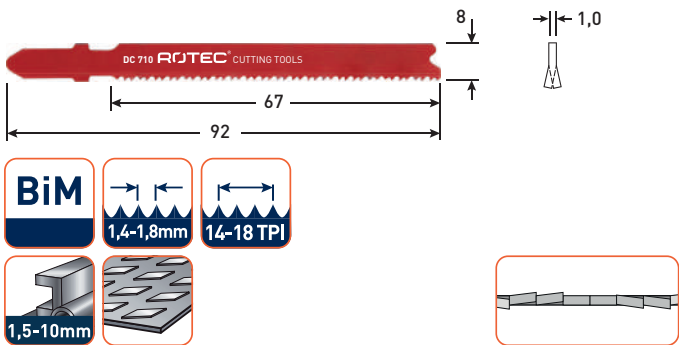


**DC630**

**Execution:** BIM (Bi-metal), teeth milled, side set, variable pitch.

**Application:** Rough and quick cuts in steel (2-8mm), steel and aluminium tubes and profiles (-30mm)

Type	Bosch	Witpu	pcs/PU	Item no.	€ / PU
DC630	T123XF	-	5	520.0630	<b>12,61</b>
DC630	T123XF	-	25	520.0635	<b>61,69</b>

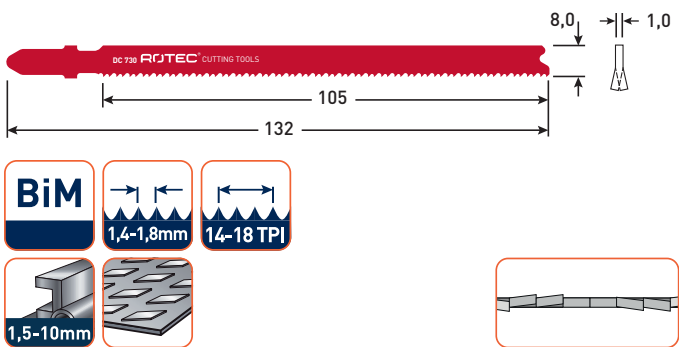


**DC710**

**Execution:** BIM (Bi-metal), teeth milled, grouped side set (patented toothing), variable pitch. Very aggressive and fast type of toothing!

**Application:** For rough and quick cuts in thin and thick (sheet) metals (1-10mm!)

Type	Bosch	Witpu	pcs/PU	Item no.	€ / PU
DC710	-	-	5	520.0710	<b>13,02</b>

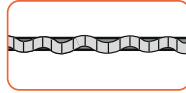
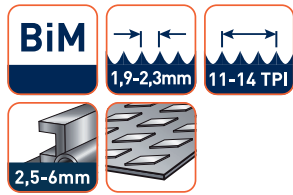
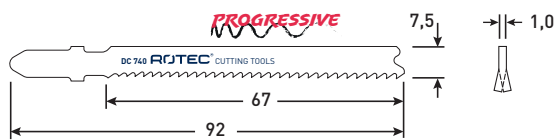


**DC730**

**Execution:** BIM (Bi-metal), teeth milled, grouped side set (patented toothing), variable pitch. Very aggressive and fast type of toothing!

**Application:** For rough and quick cuts in thin and thick (sheet) metals (1-10mm!)

Type	Bosch	Witpu	pcs/PU	Item no.	€ / PU
DC730	-	-	5	520.0730	<b>18,04</b>

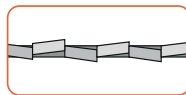
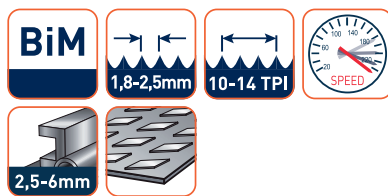
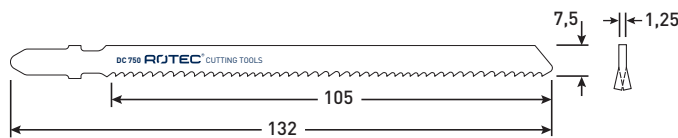


**DC740**

**Execution:** BIM (Bi-metal), teeth milled, wave set, variable pitch.

**Application:** For fine and clean cuts in (perforated) sheet steel (2.5-6mm).

Type	Bosch	Wilpu	pcs/PU	Item no.	€ / PU
DC740	T118BF	-	5	520.0740	<b>10,62</b>



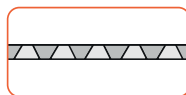
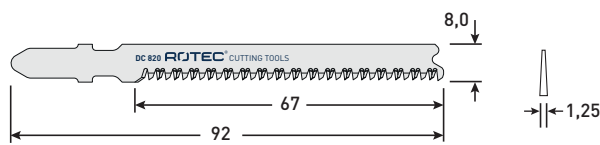
**DC750**

**Execution:** BIM (Bi-metal), teeth milled, side set, variable pitch.

**Application:** For rough and quick cuts in steel (2.5-6mm).

Type	Bosch	Wilpu	pcs/PU	Item no.	€ / PU
DC750	-	-	5	520.0750	<b>16,89</b>

**Jigsaw blade | Special-Line**

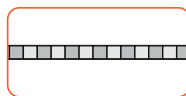
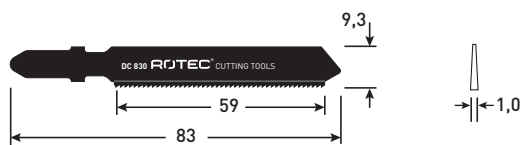


**DC820**

**Execution:** HSS (High Speed Steel), taper ground blade, teeth diagonally sharpened.

**Application:** For precise, fine and clean cuts in acrylic glass and polycarbonate (2-20mm).

Type	Bosch	Wilpu	pcs/PU	Item no.	€ / PU
DC820	T102BF	-	5	520.0820	<b>13,25</b>

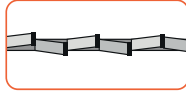
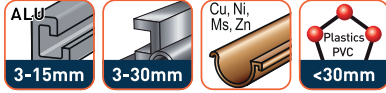
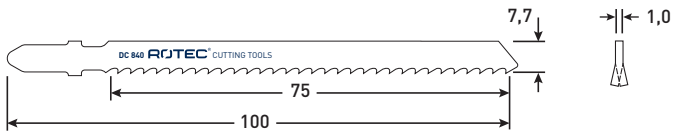


**DC830**

**Execution:** Brazed carbide strip with ground teeth.

**Application:** For precise, fine and clean cuts in thin stainless steel sheets (1.5-3mm).

Type	Bosch	Wilpu	pcs/PU	Item no.	€ / PU
DC830	T118AHM	HM 11	3	520.0830	<b>36,14</b>


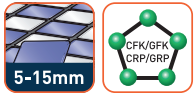
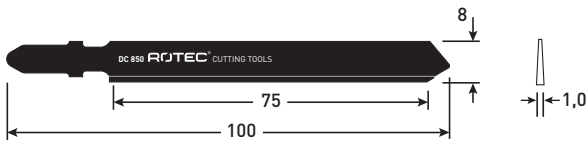


**DC840**

**Execution:** BIM (Bi-metal), teeth milled, side set.

**Application:** For rough and quick cuts in plastics, steel and non-ferrous metals like aluminium (<30mm).

Type	Bosch	Wilpu	pcs/PU	Item no.	€ / PU
DC840	-	K 14Bi	5	520.0840	<b>11,34</b>

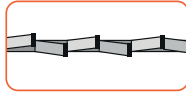
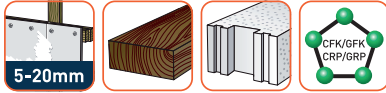
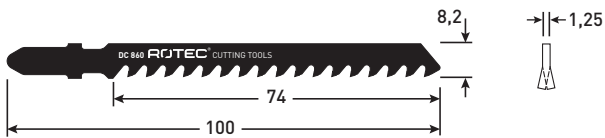


**DC850**

**Execution:** Plated with tungsten carbide granulate, grit #30.

**Application:** For rough and quick cuts in soft tiles or cast iron (5-15mm).

Type	Bosch	Wilpu	pcs/PU	Item no.	€ / PU
DC850	T130 Riff	-	3	520.0850	<b>18,81</b>

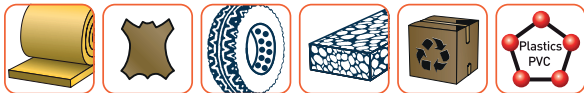
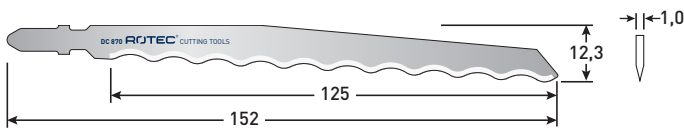


**DC860**

**Execution:** Blank with carbide tipped teeth, side set.

**Application:** For rough and quick cuts in fibre reinforced plastics (epoxy) (5-20mm), gypsum boards and fibre cement boards (5-50mm).

Type	Bosch	Wilpu	pcs/PU	Item no.	€ / PU
DC860	T141HM	HM 100	3	520.0860	<b>42,87</b>

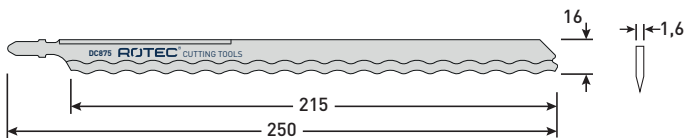


**DC870**

**Execution:** HCS (High-carbon steel), ground knife.

**Application:** For clean cuts of cardboard, styrofoam, carpet, leather and rubber (<10mm).

Type	Bosch	Wilpu	pcs/PU	Item no.	€ / PU
DC870	T313AW	-	3	520.0870	<b>19,27</b>



**DC875**

**Execution:** HCS (High-carbon steel), ground knife.

**Application:** For clean cuts of cardboard, styrofoam, carpet, leather and rubber (<150mm).

Type	Bosch	Wilpu	pcs/PU	Item no.	€ / PU
DC875	T1013AWP	-	2	520.0875	<b>36,73</b>





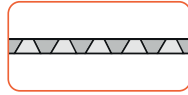
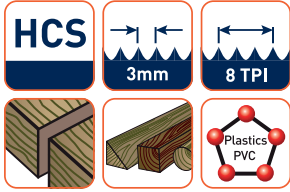
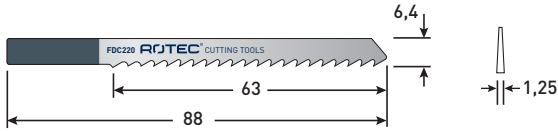
**DC900**

**Execution:** Brazed carbide strip with ground teeth. Tool life up to 20x longer compared to a BiM-blade.

**Application:** For very hard laminates, glass fibre-reinforced vinyl and HPL, e.g. Trespa® (2-15mm)

Type	Bosch	Wilpu	pcs/PU	Item no.	€ / PU
DC900	T 128 BHM	-	3	520.0900	<b>48,12</b>

**Jig saw blade FDC220**



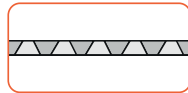
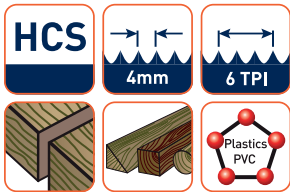
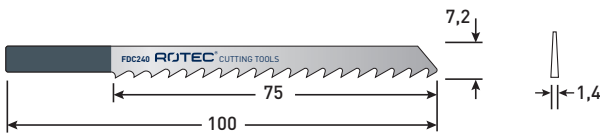
**FDC220**

**Execution:** HCS (High-carbon steel), taper ground blade, teeth diagonally sharpened.

**Application:** For precise, fine and clean cuts in wood, laminated flooring (floating wood tiles), parquetry and plastics.

Type	Fein	Witpu	pcs/PU	Item no.	€ / PU
FDC220	63503037018	37	5	523.0220	9,34

**Jig saw blade FDC240**



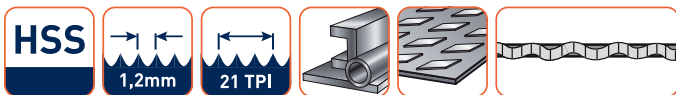
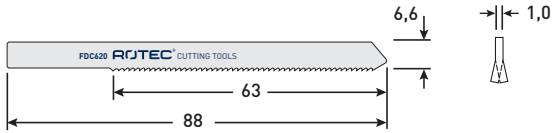
**FDC240**

**Execution:** HCS (High-carbon steel), taper ground blade, teeth diagonally sharpened.

**Application:** For precise, fine and clean cuts in wood, laminated flooring (floating wood tiles), parquetry and plastics.

Type	Fein	Witpu	pcs/PU	Item no.	€ / PU
FDC240	63503082010	38	5	523.0240	9,34

**Jigsaw blade | Metal | Speed-Line HSS**



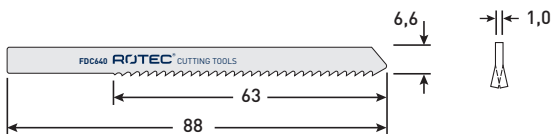
**FDC620**

**Execution:** HSS (High Speed Steel), teeth milled, wave set.

**Application:** For fine and clean cuts in sheet metals and profiles (1-3mm), ferrous or non-ferrous.

Type	Fein	Witpu	pcs/PU	Item no.	€ / PU
FDC620	63503035011	35	5	523.0620	9,83

**Jig saw blade FDC640**



**FDC640**

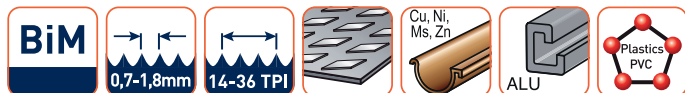
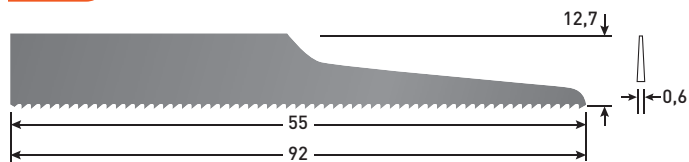
**Execution:** HSS (High Speed Steel), teeth milled, wave set.

**Application:** For fine and clean cuts in sheet metals and profiles (2.5-6mm), ferrous or non-ferrous.

Type	Fein	Witpu	pcs/PU	Item no.	€ / PU
FDC640	63503036014	36	5	523.0640	9,83

524

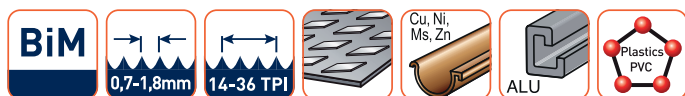
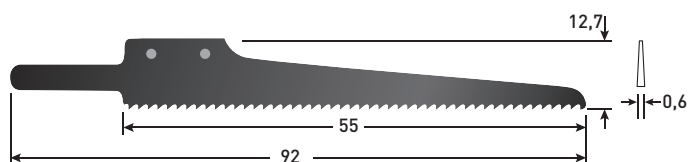
**Jig saw blades for Pneutec, Ober and Shinano**



**Fits Pneutec, Ober, Shinano**

**Execution:** Bi-metalen zaagblad.  
**Application:** Voor pneumatische en elektrische carrosserie-zaagmachines.

Wilpu	TPI	Dimensions	pcs/PU	Item no.	€ / PU
L2024	24	92x12,7x0,6	5	524.0024	<b>11,77</b>
L2032	32	92x12,7x0,6	5	524.0032	<b>11,77</b>

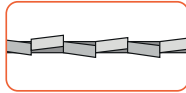
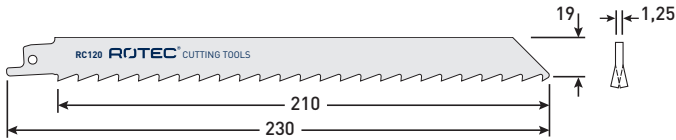


**Fits SIG, Flex**

**Execution:** Bi-metal saw blade.  
**Application:** For pneumatic and electric car body saws.

Wilpu	TPI	Dimensions	pcs/PU	Item no.	€ / PU
LS2014 *	14	92x12,7x0,6	5	524.0114	<b>13,55</b>
LS2018	18	92x12,7x0,6	5	524.0118	<b>13,55</b>
LS2024	24	92x12,7x0,6	5	524.0124	<b>13,55</b>
LS2032	32	92x12,7x0,6	5	524.0132	<b>13,55</b>

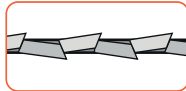
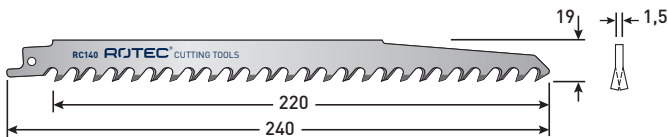
\* Phase-out item, available until stock has depleted



**RC120**

**Execution:** HCS (High-carbon steel), teeth milled, side set.  
**Application:** Coarse wood and firewood.  
 All free of nails and up to 175mm.

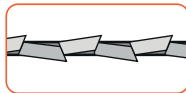
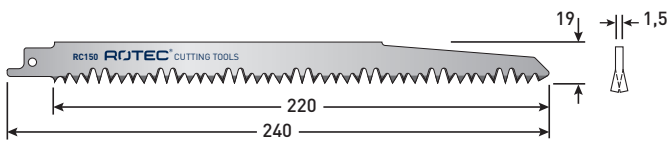
Type	Bosch	Wilpu	pcs/PU	Item no.	€ / PU
RC120	S1111K	3030/225	5	525.0120	<b>21,46</b>



**RC140**

**Execution:** HCS (High-carbon steel), induction hardened and ground teeth, side set.  
**Application:** Firewood and damp wood.  
 All free of nails and up to 190mm.

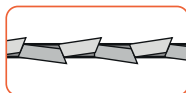
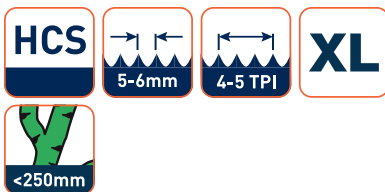
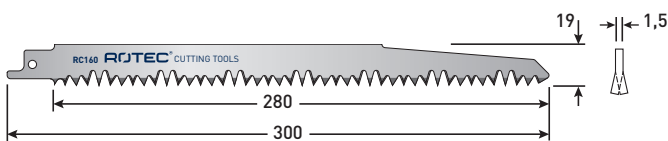
Type	Bosch	Wilpu	pcs/PU	Item no.	€ / PU
RC140	S1542K	3035/240	5	525.0140	<b>27,88</b>



**RC150**

**Execution:** HCS (High-carbon steel), induction hardened and ground teeth, side set.  
**Application:** Coarse wood, pruning green wood and firewood.  
 All free of nails and up to 190mm.

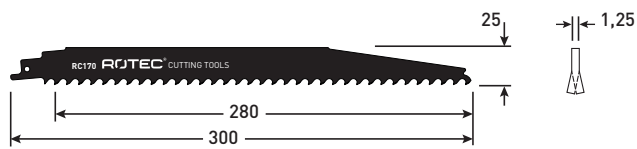
Type	Bosch	Wilpu	pcs/PU	Item no.	€ / PU
RC150	S1531L	3029/240	2	525.0152	<b>12,42</b>
RC150	S1531L	3029/240	5	525.0150	<b>24,30</b>
RC150	S1531L	3029/240	25	525.0155	<b>115,43</b>



**RC160**

**Execution:** HCS (High-carbon steel), induction hardened and ground teeth, side set.  
**Application:** Coarse wood, pruning green wood and firewood.  
 All free of nails and up to 250mm.

Type	Bosch	Wilpu	pcs/PU	Item no.	€ / PU
RC160	-	-	5	525.0160	<b>36,20</b>



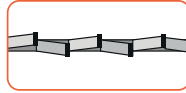
**HM**  
Carbide

3 TPI

8,5mm

SPEED

<250mm

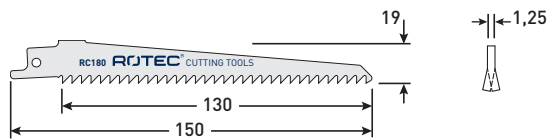


**RC170**

**Application:** For faster cuts in hard wood, fresh wood and for tree and bush root removal.

Type	Bosch	Wilpu	pcs/PU	Item no.	€ / PU
RC170	S 1242 KHM	-	2	525.0170	<b>80,84</b>

**Reciprocating saw blade | Wood, boards & plastics**



**HCS**

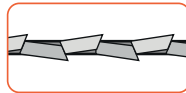
4,3mm

6 TPI

SPEED

<100mm

Plastics PVC

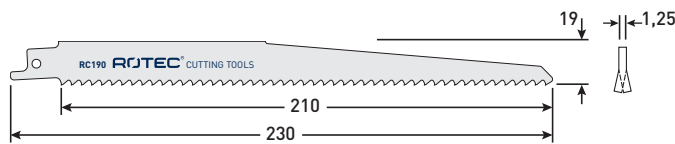


**RC180**

**Execution:** HCS (High-carbon steel), teeth ground, side set.

**Application:** Construction wood, wooden wall cut outs, chipboard, MDF, plywood and plastics. Especially designed for plunge cuts and curved contours. All up to 100mm (boards 6 to 60mm).

Type	Bosch	Wilpu	pcs/PU	Item no.	€ / PU
RC180	S644D	3021/150	5	525.0180	<b>15,05</b>



**HCS**

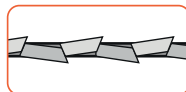
4,3mm

6 TPI

SPEED

<190mm

Plastics PVC

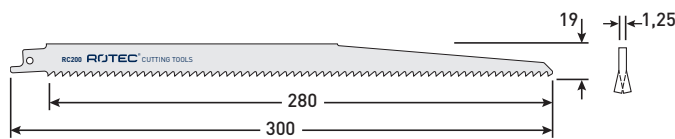


**RC190**

**Execution:** HCS (High-carbon steel), teeth ground, side set.

**Application:** Construction wood, chipboard, plywood and plastics. All up to 180mm.

Type	Bosch	Wilpu	pcs/PU	Item no.	€ / PU
RC190	-	3021/225	2	525.0192	<b>10,43</b>
RC190	-	3021/225	5	525.0190	<b>20,04</b>



**HCS**

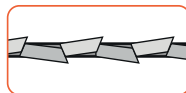
4,3mm

6 TPI

SPEED

<250mm

Plastics PVC

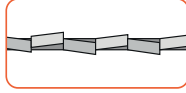
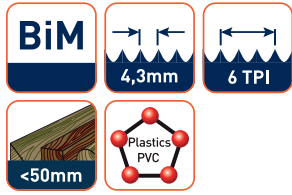
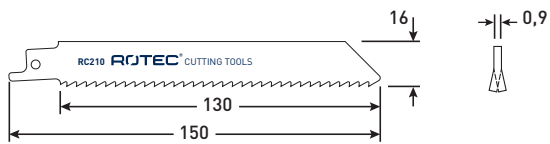


**RC200**

**Execution:** HCS (High-carbon steel), teeth ground, side set.

**Application:** Construction wood, chipboard, plywood and plastics. All up to 250mm.

Type	Bosch	Wilpu	pcs/PU	Item no.	€ / PU
RC200	S1344D	3021/300	5	525.0200	<b>24,11</b>

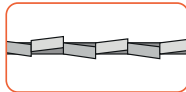
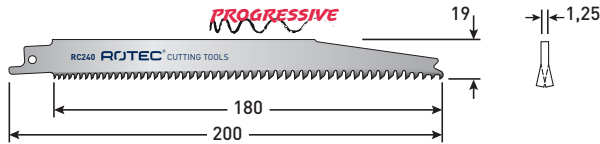


**RC210**

**Execution:** BIM (Bi-metal), teeth ground, side set.

**Application:** Fast cuts in all kinds of wood and plastics. All up to 100mm.

Type	Bosch	Wilpu	pcs/PU	Item no.	€ / PU
RC210	-	-	5	525.0210	<b>14,03</b>



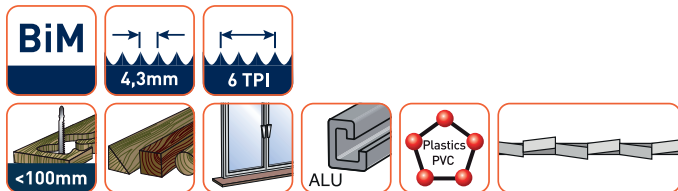
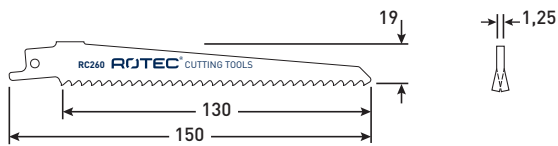
**RC240**

**Execution:** HCS (High-carbon steel), induction hardened and ground teeth, side set, variable pitch.

**Application:** For an effortless, clean and fine cut in construction wood, wooden wall cut outs, chipboard, MDF, plywood and plastics. Especially designed for plunge cuts and curved contours. All up to 150mm (boards 6 to 60mm).

Type	Bosch	Wilpu	pcs/PU	Item no.	€ / PU
RC240	S2345X	-	5	525.0240	<b>34,04</b>

**Reciprocating saw blade | Wood with metals, window-frame demolition**

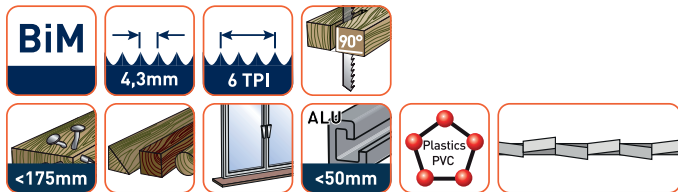
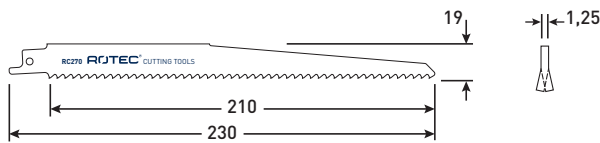


**RC260**

**Execution:** BIMCO (Bi-metal wit 8%Co alloy), teeth milled, side set.

**Application:** Wood with nails/metal and chipboard (<100mm), plastic profiles (100mm), glass fibre reinforced plastics/epoxy (<50m), window frames: wood + metal. Especially designed for plunge cuts and curved contours

Type	Bosch	Wilpu	pcs/PU	Item no.	€ / PU
RC260	S611DF	3021/150Bi	5	525.0260	<b>24,14</b>

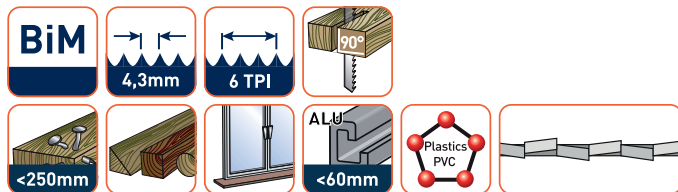
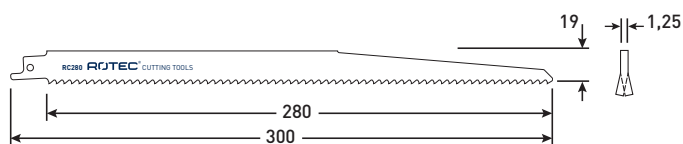


**RC270**

**Execution:** BIMCO (Bi-metal wit 8%Co alloy), teeth milled, side set.

**Application:** Wood with nails/metal and chipboard (<175mm), plastic profiles (175mm), glass fibre reinforced plastics/epoxy (<50m).

Type	Bosch	Wilpu	pcs/PU	Item no.	€ / PU
RC270	S1111DF	3021/225Bi	2	525.0272	<b>14,49</b>
RC270	S1111DF	3021/225Bi	5	525.0270	<b>28,59</b>

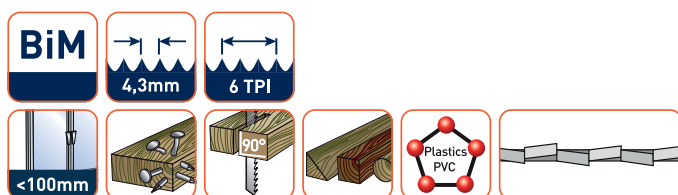
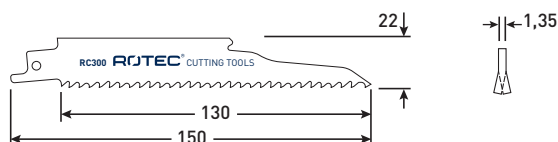


**RC280**

**Execution:** BIMCO (Bi-metal wit 8%Co alloy), teeth milled, side set.

**Application:** Wood with nails/metal and chipboard (<250mm), glass fibre reinforced plastics/epoxy (<60m).

Type	Bosch	Wilpu	pcs/PU	Item no.	€ / PU
RC280	S1411DF	3021/300Bi	2	525.0282	<b>18,50</b>
RC280	S1411DF	3021/300Bi	5	525.0280	<b>37,26</b>

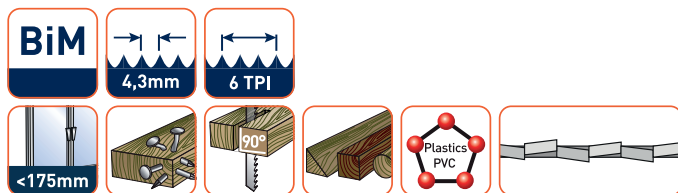
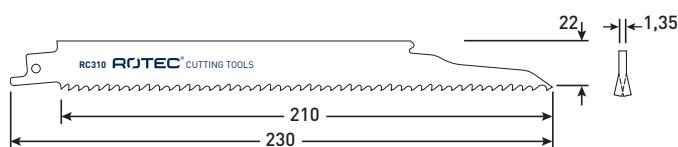


**RC300**

**Execution:** BIMCO (Bi-metal wit 8%Co alloy), teeth milled, side set. Stabilized blade with new tothing geometry for aggressive cutting and plunge cutting.

**Application:** Ideal for fast and aggressive cuts due to new and innovative design specifically for window frame demolitions.

Type	Bosch	Wilpu	pcs/PU	Item no.	€ / PU
RC300	-	-	5	525.0300	<b>27,58</b>
RC300	-	-	25	525.0305	<b>134,64</b>

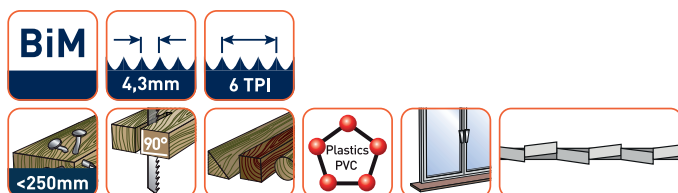
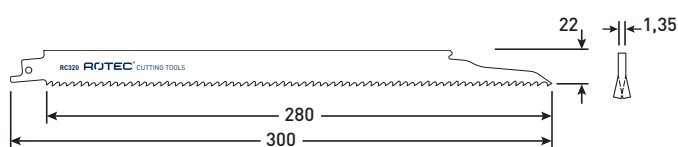


**RC310**

**Execution:** BIMCO (Bi-metal wit 8%Co alloy), teeth milled, side set. Stabilized blade with new tothing geometry for aggressive cutting and plunge cutting.

**Application:** Ideal for fast and aggressive cuts due to new and innovative design specifically for window frame demolitions.

Type	Bosch	Wilpu	pcs/PU	Item no.	€ / PU
RC310	-	-	5	525.0310	<b>37,70</b>



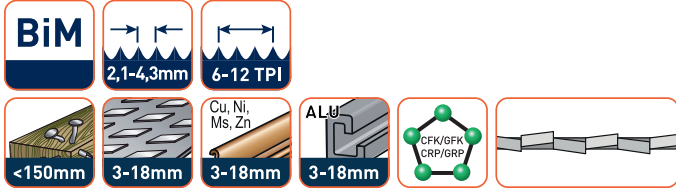
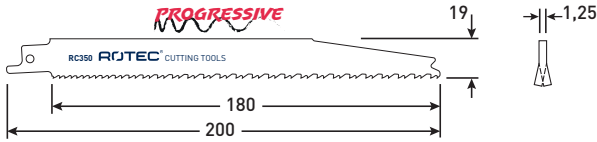
**RC320**

**Execution:** BIMCO (Bi-metal wit 8%Co alloy), teeth milled, side set. Stabilized blade with new tothing geometry for aggressive cutting and plunge cutting.

**Application:** Ideal for fast and aggressive cuts due to new and innovative design specifically for window frame demolitions.

Type	Bosch	Wilpu	pcs/PU	Item no.	€ / PU
RC320	-	-	5	525.0320	<b>48,66</b>


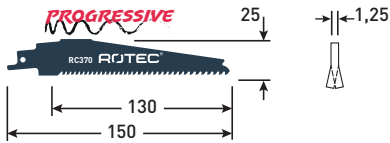
**Reciprocating saw blade | Wood with metals, non-ferrous metals**



**RC350**

**Execution:** BIMCO (Bi-metal with 8%Co alloy), teeth milled, side set, variable pitch.  
**Application:** Wood with nails/metal and chipboard (<150mm), glass fibre reinforced plastics/epoxy (<150mm), sheet metals, aluminium profiles and non-ferrous metals (3-20mm (wall) thickness).


Type	Bosch	Wilpu	pcs/PU	Item no.	€ / PU
RC350	S3456XF	-	5	525.0350	<b>42,17</b>
RC350	S3456XF	-	25	525.0355	<b>215,12</b>



**RC370**

**Execution:** Blank with carbide tipped teeth, side set.  
**Application:** For fast straight cuts in robust woods up to 100mm with included metal parts (for example hardened nails or screws).



Type	Bosch	Wilpu	pcs/PU	Item no.	€ / PU
RC370	S 956 XHM	-	2	525.0370	<b>58,00</b>



**RC380**

**Execution:** Blank with carbide tipped teeth, side set.  
**Application:** For fast straight cuts in robust woods up to 175mm with included metal parts (for example hardened nails or screws).

Type	Bosch	Wilpu	pcs/PU	Item no.	€ / PU
RC380	S 1156 XHM	-	2	525.0380	<b>79,97</b>



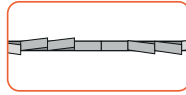
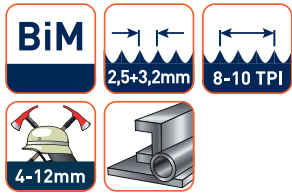
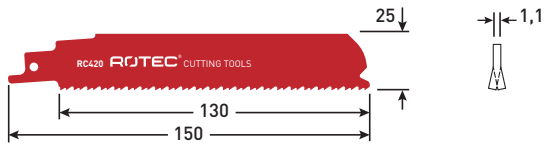
**RC390**

**Execution:** Blank with carbide tipped teeth, side set.  
**Application:** For fast straight cuts in robust woods up to 250mm with included metal parts (for example hardened nails or screws).

Type	Bosch	Wilpu	pcs/PU	Item no.	€ / PU
RC390	S 1256 XHM	-	2	525.0390	<b>101,92</b>



**Reciprocating saw blade | Demolition and rescue operations**

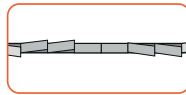
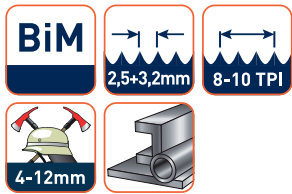



**RC420**

**Execution:** BIMCO (Bi-metal wit 8%Co alloy), stabilized blade, teeth milled, side set, variable pitch, patented "2x2 Tooth Geometry".

**Application:** For fast and straight cuts in thick steel (4-12mm), thick walled (open and closed) profiles and tubes (<100mm).

Type	Bosch	Wilpu	pcs/PU	Item no.	€ / PU
RC420	S926CHF	-	5	525.0420	<b>37,81</b>

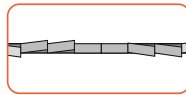
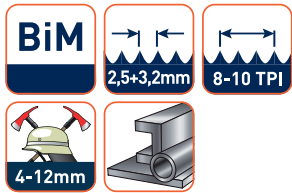



**RC430**

**Execution:** BIMCO (Bi-metal wit 8%Co alloy), stabilized blade, teeth milled, side set, variable pitch, patented "2x2 Tooth Geometry".

**Application:** For fast and straight cuts in thick steel (4-12mm), thick walled (open and closed) profiles and tubes (<175mm).

Type	Bosch	Wilpu	pcs/PU	Item no.	€ / PU
RC430	S1126CHF	-	2	525.0432	<b>24,54</b>
RC430	S1126CHF	-	5	525.0430	<b>49,60</b>

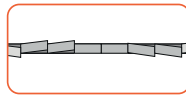
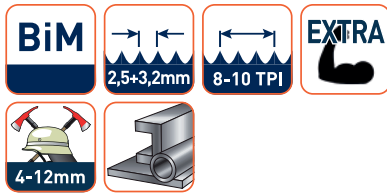
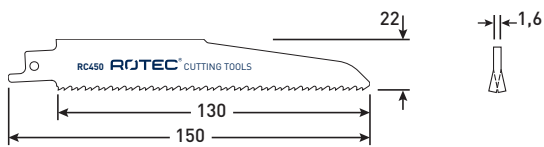


**RC440**

**Execution:** BIMCO (Bi-metal wit 8%Co alloy), stabilized blade, teeth milled, side set, variable pitch, patented "2x2 Tooth Geometry".

**Application:** For fast and straight cuts in thick steel (4-12mm), thick walled (open and closed) profiles and tubes (<250mm).

Type	Bosch	Wilpu	pcs/PU	Item no.	€ / PU
RC440	S1226CHF	-	5	525.0440	<b>61,45</b>

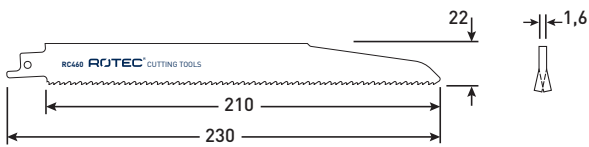


**RC450**

**Execution:** BIMCO (Bi-metal wit 8%Co alloy), extreme robust blade, teeth milled, side set, variable pitch, patented "2x2 Tooth Geometry".

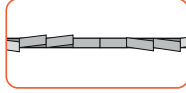
**Application:** For fast and accurate straight cuts in thick steel (4-12mm), thick walled profiles and tubes (<100mm), ideal for pipe cutters, demolitions and rescue operations.

Type	Bosch	Wilpu	pcs/PU	Item no.	€ / PU
RC450	S920CF	3050/150	5	525.0450	<b>44,51</b>



**BIM**  
2,5+3,2mm  
8-10 TPI  
**EXTRA**

4-12mm



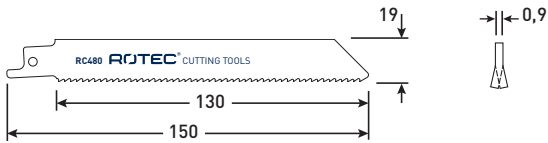
**RC460**

**Execution:** BIMCO (Bi-metal wit 8%Co alloy), extreme robust blade, teeth milled, side set, variable pitch, patented "2x2 Tooth Geometry".

**Application:** For fast and accurate straight cuts in thick steel (4-12mm), thick walled profiles and tubes (<175mm), ideal for pipe cutters, demolitions and rescue operations.

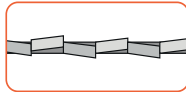
Type	Bosch	Wilpu	pcs/PU	Item no.	€ / PU
RC460	S1120CF	3050/225	5	525.0460	<b>57,10</b>

**Reciprocating saw blade | Wood with metal, steel (3-8mm)**



**BiM**  
2,5mm  
10 TPI

4-8mm  
Cu, Ni, Ms, Zn  
**NIROSTA STAINLESS INOX**

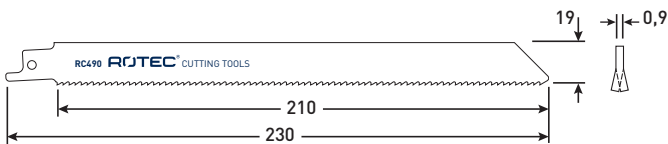


**RC480**

**Execution:** BIMCO (Bi-metal wit 8%Co alloy), teeth milled, side set.

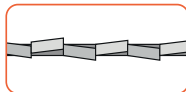
**Application:** For pallet repair, wood with nails/metal (<100mm), sheet metals, pipes, aluminium profiles (4-8 mm).

Type	Bosch	Wilpu	pcs/PU	Item no.	€ / PU
RC480	S922HF	3018/150	5	525.0480	<b>19,67</b>



**BiM**  
2,5mm  
10 TPI

4-8mm  
Cu, Ni, Ms, Zn  
**NIROSTA STAINLESS INOX**

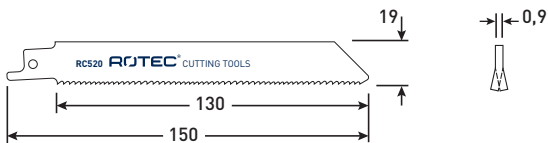


**RC490**

**Execution:** BIMCO (Bi-metal wit 8%Co alloy), teeth milled, side set.

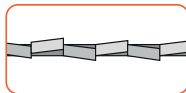
**Application:** For pallet repair, wood with nails/metal (<175mm), sheet metals, pipes, aluminium profiles (4-8 mm), flexible flush cut.

Type	Bosch	Wilpu	pcs/PU	Item no.	€ / PU
RC490	S1122HF	3018/200	5	525.0490	<b>27,84</b>



**BiM**  
1,8-2,6mm  
10-14 TPI

<100mm  
3-10mm




**RC520**

**Execution:** BIMCO (Bi-metal wit 8%Co alloy), teeth milled, side set, variable pitch.

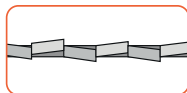
**Application:** Wood with nails/metal (<100mm), sheet metals, pipes, aluminium profiles (3-10mm), glass fibre reinforced plastic/epoxy (<100mm).

Type	Bosch	Wilpu	pcs/PU	Item no.	€ / PU
RC520	S922VF	1014C/150	5	525.0520	<b>20,94</b>



**BiM**

1,8-2,6mm 10-14 TPI




**RC530**

**Execution:** BIMCO (Bi-metal wit 8%Co alloy), teeth milled, side set, variable pitch.

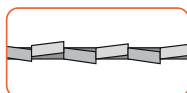
**Application:** For pallet repair, wood with nails/metal (<150mm), sheet metals, aluminium profiles (3-10mm), glass fibre reinforced plastic/epoxy (<150mm), flexible flush cut.

Type	Bosch	Wilpu	pcs/PU	Item no.	€ / PU
RC530	-	1014C/200	2	525.0532	<b>13,24</b>
RC530	-	1014C/200	5	525.0530	<b>26,53</b>



**BiM**

1,8-2,6mm 10-14 TPI

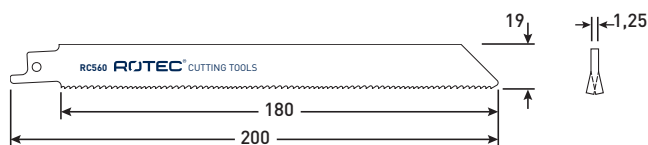


**RC550**

**Execution:** BIMCO (Bi-metal wit 8%Co alloy), teeth milled, side set, variable pitch.

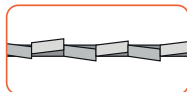
**Application:** Wood with nails/metal (<250mm), sheet metals, aluminium profiles (3-10mm), glass fibre reinforced plastic/epoxy (<250mm), flexible flush cut.

Type	Bosch	Wilpu	pcs/PU	Item no.	€ / PU
RC550	S1222VF	1014C/280	2	525.0552	<b>17,86</b>
RC550	S1222VF	1014C/280	5	525.0550	<b>35,76</b>



**BiM**

1,8-2,6mm 10-14 TPI

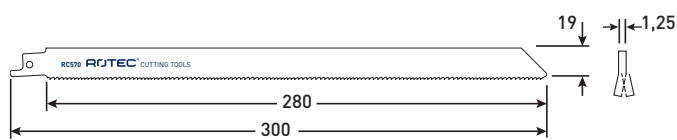


**RC560**

**Execution:** BIMCO (Bi-metal wit 8%Co alloy), teeth milled, side set, variable pitch.

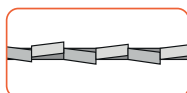
**Application:** For an effortless, fine cut in medium-thick to thick sheet metals (2-10mm), thin-walled and thick-walled pipes and profiles (<150mm). Ideal for demolition work in metal.

Type	Bosch	Wilpu	pcs/PU	Item no.	€ / PU
RC560	S1025VF	1014CD/200	5	525.0560	<b>30,69</b>



**BiM**

1,8-2,6mm 10-14 TPI



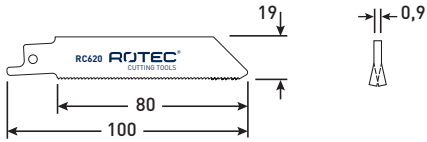
**RC570**

**Execution:** BIMCO (Bi-metal wit 8%Co alloy), teeth milled, side set, variable pitch.

**Application:** For an effortless, fine cut in medium-thick to thick sheet metals (2-10mm), thin-walled and thick-walled pipes and profiles (<250mm). Ideal for demolition work in metal.

Type	Bosch	Wilpu	pcs/PU	Item no.	€ / PU
RC570	S1225VF	-	5	525.0570	<b>43,47</b>

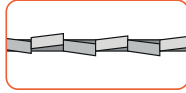
**Reciprocating saw blade | Steel (2.5-5mm), non-ferrous metals**



**BiM**

1,8mm 14 TPI

2,5-8mm Cu, Ni, Ms, Zn NIROSTA STAINLESS INOX

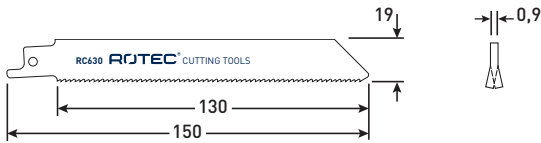


**RC620**

**Execution:** BIMCO (Bi-metal wit 8%Co alloy), teeth milled, side set.

**Application:** For thick sheet metals (2,5-8 mm), quick cut.

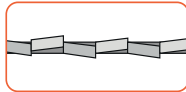
Type	Bosch	Wilpu	pcs/PU	Item no.	€ / PU
RC620	S522BF	3013/100	5	525.0620	<b>16,28</b>



**BiM**

1,8mm 14 TPI

2,5-8mm Cu, Ni, Ms, Zn NIROSTA STAINLESS INOX

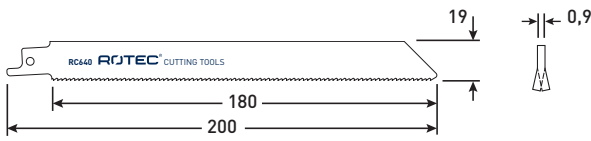


**RC630**

**Execution:** BIMCO (Bi-metal wit 8%Co alloy), teeth milled, side set.

**Application:** For thick sheet metals (2,5-8 mm), solid pipes/profiles (diameter <100mm), quick cut.

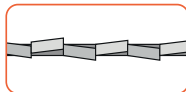
Type	Bosch	Wilpu	pcs/PU	Item no.	€ / PU
RC630	S922BF	3013/150	2	525.0632	<b>10,11</b>
RC630	S922BF	3013/150	5	525.0630	<b>19,81</b>
RC630	S922BF	3013/150	25	525.0635	<b>94,12</b>



**BiM**

1,8mm 14 TPI

2,5-8mm Cu, Ni, Ms, Zn NIROSTA STAINLESS INOX

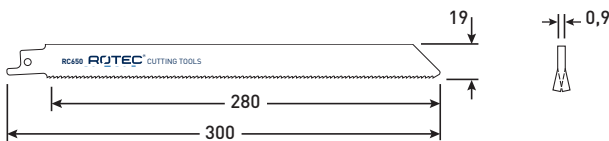


**RC640**

**Execution:** BIMCO (Bi-metal wit 8%Co alloy), teeth milled, side set.

**Application:** For thick sheet metals (2,5-8 mm), solid pipes/profiles (diameter <175mm), flexible flush cut, quick cut

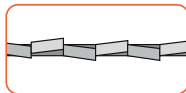
Type	Bosch	Wilpu	pcs/PU	Item no.	€ / PU
RC640	S1122BF	3013/200	2	525.0642	<b>11,91</b>
RC640	S1122BF	3013/200	5	525.0640	<b>23,80</b>
RC640	S1122BF	3013/200	25	525.0645	<b>118,79</b>



**BiM**

1,8mm 14 TPI

2,5-8mm Cu, Ni, Ms, Zn NIROSTA STAINLESS INOX



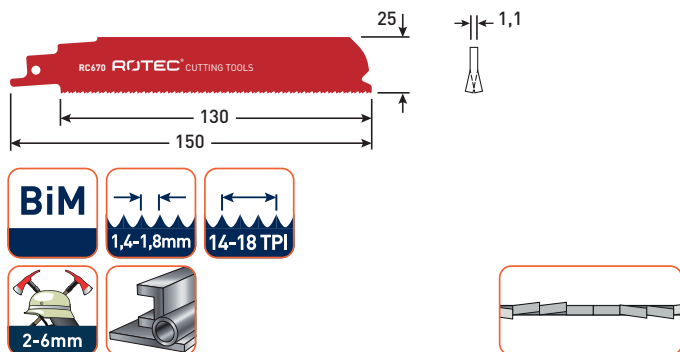
**RC650**

**Execution:** BIMCO (Bi-metal wit 8%Co alloy), teeth milled, side set.

**Application:** For thick sheet metals (2,5-8 mm), solid pipes/profiles (diameter <250mm), flexible flush cut, quick cut.

Type	Bosch	Wilpu	pcs/PU	Item no.	€ / PU
RC650	-	-	5	525.0650	<b>33,74</b>

**Reciprocating saw blade | Demolition and rescue operations (fine)**

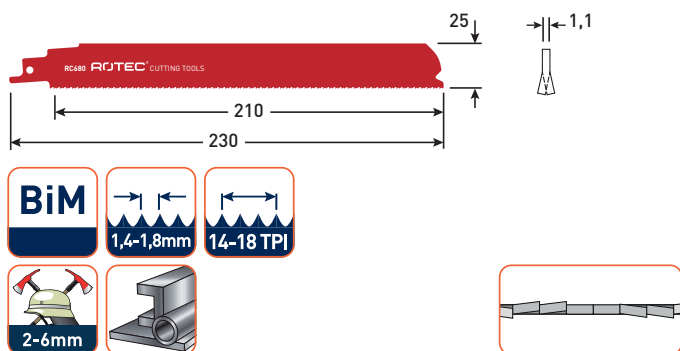


**RC670**

**Execution:** BIMCO (Bi-metal wit 8%Co alloy), stabilized blade, teeth milled, side set, variable pitch, patented "2x2 Tooth Geometry".

**Application:** For medium-thick to thick sheet metals (2-6 mm), thin-walled closed and open profiles and pipes (<100mm). Fine, precise cuts at accurate angles.

Type	Bosch	Wilpu	pcs/PU	Item no.	€ / PU
RC670	S926BEF	-	5	525.0670	<b>37,81</b>



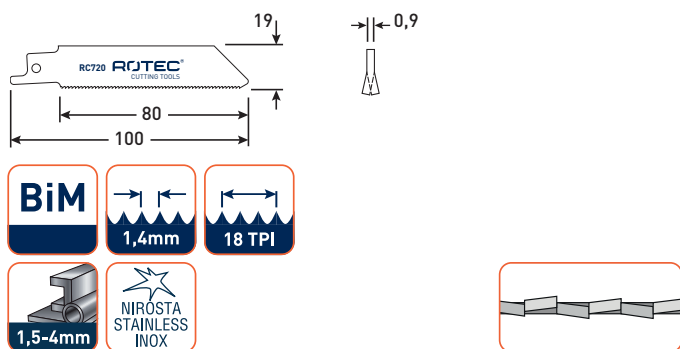
**RC680**

**Execution:** BIMCO (Bi-metal wit 8%Co alloy), stabilized blade, teeth milled, side set, variable pitch, patented "2x2 Tooth Geometry".

**Application:** For medium-thick to thick sheet metals (2-6 mm), thin-walled closed and open profiles and pipes (<175mm). Fine, precise cuts at accurate angles.

Type	Bosch	Wilpu	pcs/PU	Item no.	€ / PU
RC680	S1126BEF	-	5	525.0680	<b>49,60</b>

**Reciprocating saw blade | Steel (1.5-4mm), non-ferrous metals**

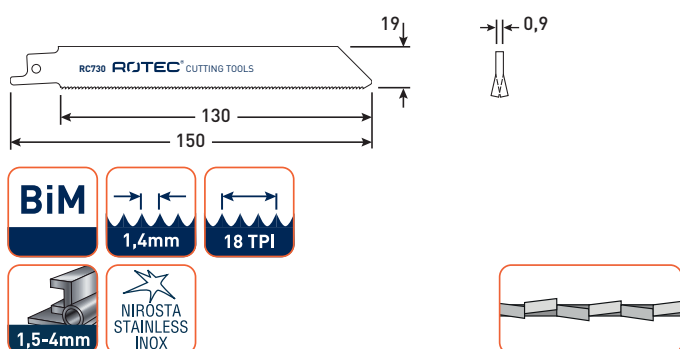


**RC720**

**Execution:** BIM (Bi-metal), teeth milled, side set.

**Application:** For thin sheet metals (1.5-4 mm).

Type	Bosch	Wilpu	pcs/PU	Item no.	€ / PU
RC720	S522EF	3014/100	5	525.0720	<b>16,64</b>

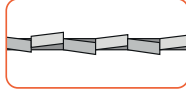

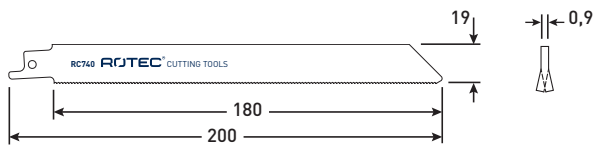


**RC730**

**Execution:** BIM (Bi-metal), teeth milled, side set.

**Application:** For thin sheet metals (1.5-4 mm), pipes/profiles (diameter <100mm).

Type	Bosch	Wilpu	pcs/PU	Item no.	€ / PU
RC730	S922EF	3014/150	5	525.0730	<b>18,95</b>
RC730	S922EF	3014/150	25	525.0735	<b>90,04</b>

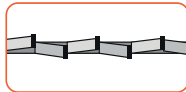

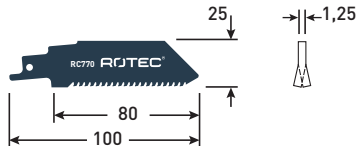


**RC740**

**Execution:** BIM (Bi-metal), teeth milled, side set.

**Application:** For thin sheet metals (1.5-4 mm), pipes/profiles (diameter <175mm), flexible flush cut.

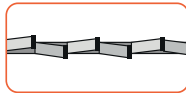


Type	Bosch	Wilpu	pcs/PU	Item no.	€ / PU
RC740	S1022EF	3014/200	2	525.0742	<b>11,34</b>
RC740	S1022EF	3014/200	5	525.0740	<b>22,67</b>
RC740	S1022EF	3014/200	25	525.0745	<b>115,72</b>



**RC770**

**Application:** For steel pipes and profiles with a wall thickness from 4-12mm.

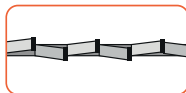


Type	Bosch	Wilpu	pcs/PU	Item no.	€ / PU
RC770	S 555 CHM	-	2	525.0770	<b>40,20</b>



**RC775**

**Application:** For steel pipes and profiles with a wall thickness from 4-12mm.

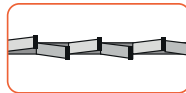

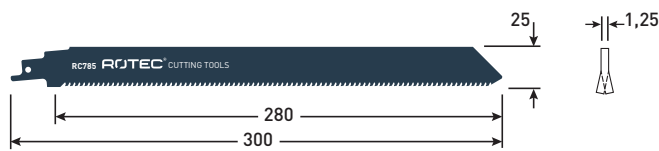
Type	Bosch	Wilpu	pcs/PU	Item no.	€ / PU
RC775	S 955 CHM	-	2	525.0775	<b>58,58</b>



**RC780**

**Application:** For steel pipes and profiles with a wall thickness from 4-12mm.

Type	Bosch	Wilpu	pcs/PU	Item no.	€ / PU
RC780	S 1155 CHM	-	2	525.0780	<b>83,48</b>

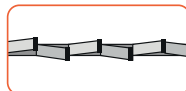
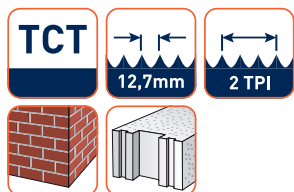



**RC785**

**Application:** For steel pipes and profiles with a wall thickness from 4-12mm.

Type	Bosch	Wilpu	pcs/PU	Item no.	€ / PU
RC785	S 1255 CHM	-	2	525.0785	<b>105,44</b>

**Reciprocating saw blade | Aerated concrete**

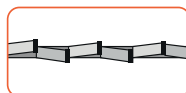
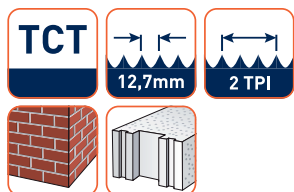
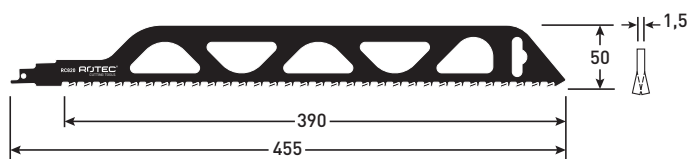


**RC810**

**Execution:** Blade with carbide tipped teeth, ground and side set.

**Application:** For medium-sized bricks up to a material thickness of 215mm.

Type	Bosch	Wilpu	pcs/PU	Item no.	€ / PU
RC810	S1243HM	3043/300H	1	525.0810	<b>46,14</b>



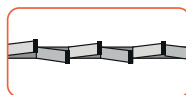
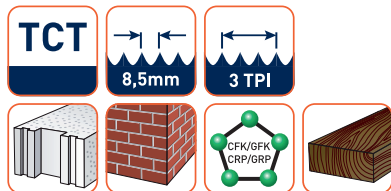
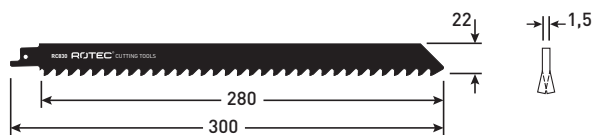
**RC820**

**Execution:** Blade with carbide tipped teeth, ground and side set.

**Application:** For large-sized bricks up to a material thickness of 370mm.

Type	Bosch	Wilpu	pcs/PU	Item no.	€ / PU
RC820	S2243HM	-	1	525.0820	<b>51,98</b>

**Reciprocating saw blade SPECIAL | Fibre reinforced plastics, hard wood**



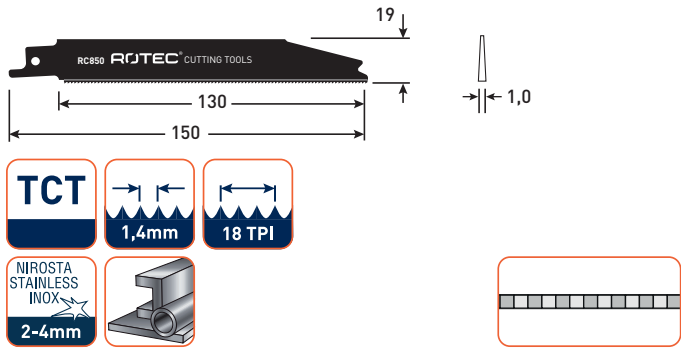
**RC830**

**Execution:** Blade with carbide tipped teeth, ground and side set.

**Application:** For porous concrete, red brick, fibre cement (<250mm), glass fibre reinforced plastic/epoxy (<150mm) and abrasive materials.

Type	Bosch	Wilpu	pcs/PU	Item no.	€ / PU
RC830	S1241HM	-	1	525.0830	<b>39,75</b>

**Reciprocating saw blade SPECIAL | INOX (Stainless steel)**



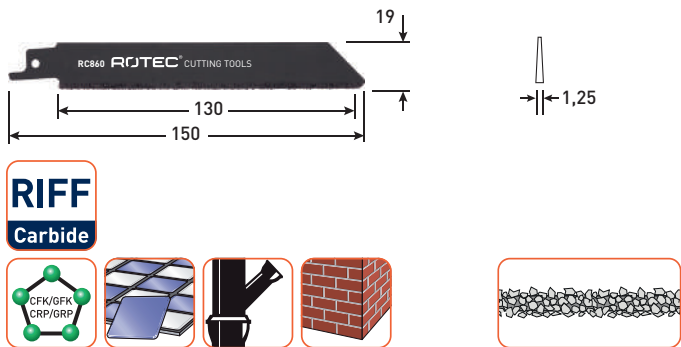
**RC850**

**Execution:** Blade with carbide tipped teeth, straight ground.

**Application:** For stainless steel sheets (2-4 mm), stainless steel profiles (diameter <100mm), glass fibre reinforced plastic/epoxy (<100mm). Reduce the stroke rate, work without pendulum action. Use coolant!

Type	Bosch	Wilpu	pcs/PU	Item no.	€ / PU
RC850	S922EHM	-	3	525.0850	<b>73,25</b>

**Reciprocating saw blade SPECIAL | FRP, cast-steel**

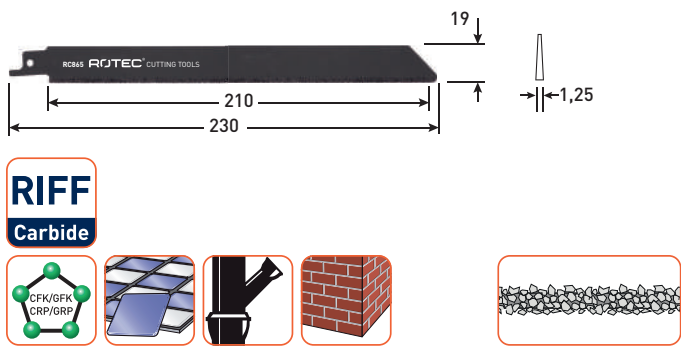


**RC860**

**Execution:** Blade plated with tungsten carbide granulate, grit #30.

**Application:** For cast-steel pipes (diameter < 100mm), red brick (<100mm), glass fibre reinforced plastic/epoxy (<100mm).

Type	Bosch	Wilpu	pcs/PU	Item no.	€ / PU
RC860	-	D12/150	1	525.0860	<b>10,93</b>



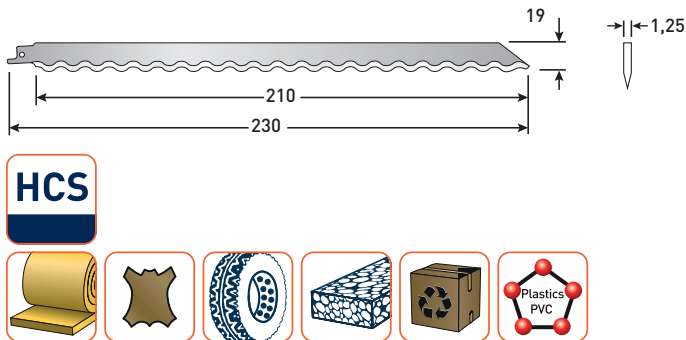
**RC865**

**Execution:** Blade plated with tungsten carbide granulate, grit #30.

**Application:** For cast-steel pipes (diameter < 175mm), red brick (<175mm), glass fibre reinforced plastic/epoxy (<175mm).

Type	Bosch	Wilpu	pcs/PU	Item no.	€ / PU
RC865	S1130 Riff	D12/230	1	525.0865	<b>15,54</b>

**Reciprocating saw blade SPECIAL | Knife**



**RC870**

**Execution:** HCS (High-carbon steel), ground knife.

**Application:** For clean cuts of cardboard, styrofoam, carpet, leather and rubber (<175mm).

Type	Bosch	Wilpu	pcs/PU	Item no.	€ / PU
RC870	S1113AWP	RWM 225	2	525.0870	<b>31,43</b>



**Reciprocating saw blade set**

**Execution:** Set with various types of reciprocating saw blades for a large and diverse range of uses packed in a convenient plastic case.



Description	Type	Content	pcs/PU	Item no.	€ / PU
25 pc reciprocating saw blade set	525	5x 525.0150 (RC 150) 5x 525.0180 (RC 180) 5x 525.0270 (RC 270) 5x 525.0640 (RC 640) 5x 525.0740 (RC 740)	1	525.9000	<b>125,00</b>

**526**

**Reciprocating saw blade, bulk packs**



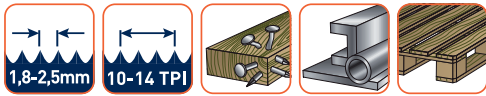
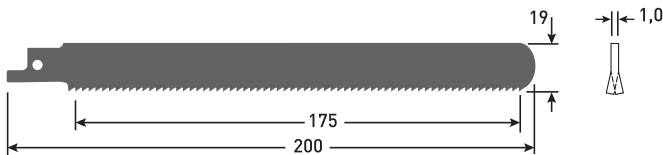
**Execution:** Reciprocating saw blades, neutral blades (unbranded and unmarked), neutrally packed. Prices per piece (blade).  
**Only sold in full packs!**

Type	Bosch	pcs/PU	Item no.	€ / PU
RC150	S1531L	200	526.1150	<b>958,24</b>
RC190	-	200	526.1190	<b>746,00</b>
RC200	S1344D	200	526.1200	<b>898,00</b>
RC270	S1111DF	200	526.1270	<b>1.066,00</b>
RC280	S1411DF	200	526.1280	<b>1.386,00</b>
RC350	S3456XF	200	526.1350	<b>1.581,52</b>
RC430	S1126CHF	200	526.1430	<b>1.846,00</b>
RC440	S1226CHF	250	526.1440	<b>2.852,50</b>

Type	Bosch	pcs/PU	Item no.	€ / PU
RC460	S1120CF	200	526.1460	<b>2.024,00</b>
RC490	S1122HF	200	526.1490	<b>990,00</b>
RC560	S1025VF	200	526.1560	<b>1.140,00</b>
RC630	S922BF	500	526.1630	<b>1.845,00</b>
RC640	S1122BF	200	526.1640	<b>884,00</b>
RC670	S926BEF	250	526.1670	<b>1.757,50</b>
RC680	S1126BEF	200	526.1680	<b>1.846,00</b>
RC740	S1122EF	200	526.1740	<b>844,00</b>

**526**

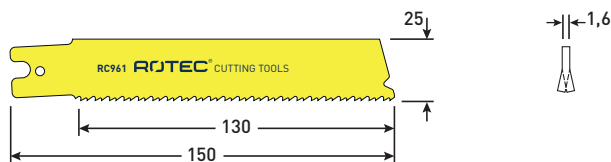
**Reciprocating saw blade, for pallets, bulk packs**



**Execution:** Reciprocating saw blades, neutral blades (unbranded and unmarked), neutrally packed. Prices per piece (blade).  
**Only sold in full packs!**

**Application:** Affordable reciprocating saw blade for pallet-repairs.

Type	Bosch	pcs/PU	Item no.	€ / PU
RC999	-	200	526.9990	<b>584,00</b>




**RC961**

**Execution:** BiMCO (bi-metal, cobalt alloyed), patented '2x2 Toot Geometry'. Extra stable execution.

**Application:** For fast and accurate straight cuts in wood with metal, thick steel (4-12mm), thick walled profiles and tubes (<100mm). Ideal for pipe cutters.

Type	pcs/PU	Item no.	€ / PU
RC961	5	525.9961	<b>54,85</b>

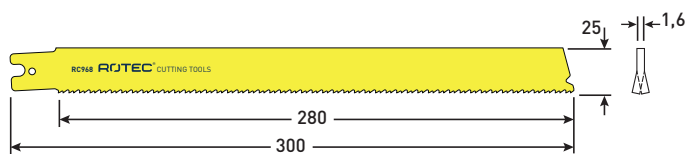


**RC962**

**Execution:** BiMCO (bi-metal, cobalt alloyed), patented '2x2 Toot Geometry'. Extra stable execution.

**Application:** For fast and accurate straight cuts in wood with metal, thick steel (4-12mm), thick walled profiles and tubes (<150mm). Ideal for pipe cutters.

Type	pcs/PU	Item no.	€ / PU
RC962	5	525.9962	<b>69,06</b>


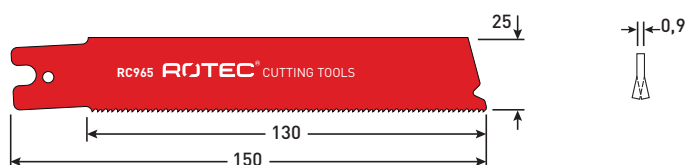


**RC968**

**Execution:** BiMCO (bi-metal, cobalt alloyed), patented '2x2 Toot Geometry'. Extra stable execution.

**Application:** For fast and accurate straight cuts in wood with metal, thick steel (4-12mm), thick walled profiles and tubes (<200mm). Ideal for pipe cutters.

Type	pcs/PU	Item no.	€ / PU
RC968	5	525.9968	<b>95,98</b>




**RC965**

**Execution:** BiMCO (bi-metal, cobalt alloyed), patented '2x2 Toot Geometry'.

**Application:** For wood with metal, steel (3-8mm), thick walled profiles and tubes (<100mm). Ideal for pipe cutters.

Type	pcs/PU	Item no.	€ / PU
RC965	5	525.9965	<b>44,19</b>




**RC963**

**Execution:** BiMCO (bi-metal, cobalt alloyed), patented '2x2 Toot Geometry'.

**Application:** For wood with metal, steel (3-8mm), thick walled profiles and tubes (<150mm). Ideal for pipe cutters.

Type	pcs/PU	Item no.	€ / PU
RC963	5	525.9963	<b>51,29</b>



**RC964**

**Execution:** BiMCO (bi-metal, cobalt alloyed), patented '2x2 Toot Geometry'.

**Application:** For wood with metal, steel (3-8mm), thick walled profiles and tubes (<200mm). Ideal for pipe cutters.

Type	pcs/PU	Item no.	€ / PU
RC964	5	525.9964	<b>69,06</b>

**517**

**Hacksaw blade, HSS**




**Fits FEIN | SPITZNAS**

**Remark:** Suitable for machines from:  
- FEIN; models ASSt(e), 649(-1) and STS 325 R  
- SPITZNAS

l <sub>1</sub>	H (mm)	b	TPI	pcs/PU	Item no.	€ / PU
300	25	1,5	16	1	517.0015	<b>14,87</b>
400	25	1,5	18	1	517.0020	<b>20,94</b>
500	25	1,5	14	1	517.0030	<b>25,71</b>
500	25	2,0	14	1	517.0035	<b>30,88</b>
530	28	1,5	14	1	517.0040	<b>28,19</b>
600	28	2,0	14	1	517.0045	<b>37,56</b>

**Hacksaw blade, carbide granulate plated**



**Fits FEIN | SPITZNAS**

**Execution:** Carbide granulate plated hacksaw blades for machines from:  
- Fein, models ASSt(e) 649(-1) and STS 325 R  
- SPITZNAS

l <sub>1</sub>	H (mm)	b	pcs/PU	Item no.	€ / PU
300	25	2,0	1	517.0130	<b>87,16</b>
400	25	2,0	1	517.0140	<b>114,04</b>
500	32	2,5	1	517.0150	<b>178,98</b>

**519**

**Carbide blade for electrical hand planer**



l <sub>1</sub>	H (mm)	B (mm)	pcs/PU	Item no.	€ / PU
82	5,5	1,1	10	519.0030	<b>45,76</b>
82	5,5	1,1	2	519.0031	<b>11,00</b>



**STARLOCK**



**STARLOCK PLUS**



**STARLOCK MAX**



**Rotec multitools** are fitted with the universal STARLOCK interface system that fits on all commonly used professional multifunctional oscillating machines.

Simple and efficient:  
Each application with its own color!



Simple and efficient:  
each application with its own color!

- WOOD
- WOOD/METAL
- SPECIALS/MULTI




MULTITOOLS	STARLOCK	STARLOCK PLUS	STARLOCK MAX
STARLOCK	●	—	—
STARLOCK PLUS	●	●	—
STARLOCK MAX	●	●	●
OTHERS	●	—	—

● Suited for — Not suited for

**519**

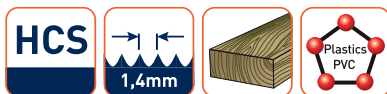
**Starlock multitools for wood**



**Execution:** Starlock HCS plunge-cutting saw blade Wood

**Application:** Plunge cutting in softwood (e.g. for installing a ventilation grille). Cutting a recess in furniture components (e.g. to enable access to a mains socket). Flush cutting wooden components (e.g. dowels, tenons) to length


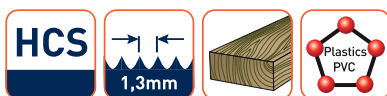
Type	Bosch	pcs/PU	Item no.	€ / PU
OTK 14/32	AIZ 32 EPC	1	519.0110	<b>11,23</b>
OTK 14/32	AIZ 32 EPC	5	519.0113	<b>48,54</b>



**Execution:** Starlock HCS plunge-cutting saw blade Wood

**Application:** Plunge cutting in softwood (e.g. for installing a ventilation grille). Cutting a door frame to length on the floor. Cutting a recess in furniture components (e.g. to enable access to a mains socket)

Type	Bosch	pcs/PU	Item no.	€ / PU
OTK 13/65	All 65 APC	1	519.0114	<b>14,44</b>




**Execution:** Starlock HCS plunge-cutting saw blade Hard Wood

**Application:** Precise plunge cuts in hardwood (e.g. for installing a display). Precise cut-outs in furniture components (e.g. to enable access to a mains sockets). Sawing wood panels (e.g. for the installation of skylights)

Type	Bosch	pcs/PU	Item no.	€ / PU
OTKJ 18/32	AIZ 32 BSPC	1	519.0116	<b>11,80</b>
OTKJ 18/32	AIZ 32 BSPC	5	519.0117	<b>52,92</b>

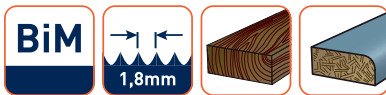





**Execution:** Starlock HCS plunge-cutting saw blade Hard Wood

**Application:** Plunge cuts in hardwood (e.g. for installing a ventilation grille). Plunge cuts in wooden boards (e.g. for installing a shelf). Sawing in wooden panels (e.g. for installing a skylight)

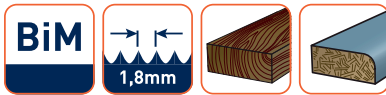
Type	Bosch	pcs/PU	Item no.	€ / PU
OTKJ 18/65	All 65 BSPC	1	519.0118	<b>14,72</b>
OTKJ 18/65	All 65 BSPC	5	519.0119	<b>64,43</b>



**Execution:** Starlock BiM plunge-cutting saw blade Hard Wood

**Application:** Plunge cutting in laminated panels or hardwood (e.g. for installing a ventilation grille). Cutting a recess in furniture components (e.g. to enable access to a mains socket). Flush cutting wooden components (e.g. dowels, tenons made of hardwood) to length

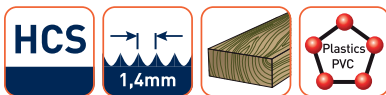

Type	Bosch	pcs/PU	Item no.	€ / PU
OTKJ 18/32bi	AIZ 32 BSPB	1	519.0166	<b>15,90</b>
OTKJ 18/32bi	AIZ 32 BSPB	5	519.0167	<b>68,72</b>



**Execution:** Starlock BiM plunge-cutting saw blade Hard Wood

**Application:** Plunge cutting in laminated panels or hardwood (e.g. for installing a ventilation grille). Cutting a recess in furniture components (e.g. to enable access to a mains socket). Flush cutting wooden components (e.g. dowels, tenons made of hardwood) to length

Type	Bosch	pcs/PU	Item no.	€ / PU
OTKJ 18/65bi	All 65 BSPB	1	519.0172	<b>19,97</b>
OTKJ 18/65bi	All 65 BSPB	5	519.0173	<b>86,34</b>




**Execution:** Starlock HCS segment saw blade Wood, depressed centre

**Application:** Plunge cutting in solid wood (e.g. to install a ventilation grille). Flush cutting wood (e.g. a protruding tenon on a wood joint). Cutting a plastic pipe (PVC) to length

Type	Bosch	pcs/PU	Item no.	€ / PU
OS14/85	ACZ 85 EC	1	519.0220	<b>17,78</b>


**Starlock multitools for wood and metal**



**Execution:** Starlock BIM plunge-cutting saw blade Wood/Metal  
**Application:** Filigree adjustment work on non-ferrous profiles. Filigree adjustment work in wood (e.g. subsequently sawing recesses for locks and fittings). Plunge cuts in plasterboard



Type	Bosch	pcs/PU	Item no.	€ / PU
OT 13/10bi	AIZ 10 AB	1	519.0120	<b>10,52</b>



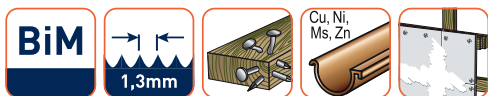
**Execution:** Starlock BIM plunge-cutting saw blade Wood/Metal  
**Application:** Cutting a recess in furniture components (e.g. to enable access to a mains socket). Flush cutting a copper pipe. Plunge cuts in plasterboard



Type	Bosch	pcs/PU	Item no.	€ / PU
OT 13/20bi	AIZ 20 AB	1	519.0130	<b>11,23</b>
OT 13/20bi	AIZ 20 AB	5	519.0133	<b>48,54</b>



**Execution:** Starlock BIM plunge-cutting saw blade Metal  
**Application:** Flush cutting nails. Flush cutting a copper pipe. Plunge cuts in plasterboard



Type	Bosch	pcs/PU	Item no.	€ / PU
OT 13/32bi	AIZ 32 AB	1	519.0140	<b>13,13</b>
OT 13/32bi	AIZ 32 AB	5	519.0143	<b>56,72</b>



**Execution:** Starlock BIM plunge-cutting saw blade Wood/Abrasive materials  
**Application:** Ideal for sawing wood, plasterboard, chipboard and sandwich materials.




Type	Bosch	pcs/PU	Item no.	€ / PU
OT 18/53bi	AYZ 53 BPB	1	519.0154	<b>17,64</b>



**Execution:** Starlock BIM plunge-cutting saw blade Wood/Metal  
**Application:** Deep plunge cut in wood, abrasive wooden materials, plastics. Cutting non-ferrous pipes and profiles with smaller dimensions. Cutting non-hardened nails, screws and steel profiles with smaller dimensions




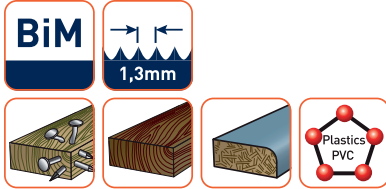
Type	Bosch	pcs/PU	Item no.	€ / PU
OTK 13/32bi	AIZ 32 APB	1	519.0156	<b>16,32</b>
OTK 13/32bi	AIZ 32 APB	5	519.0157	<b>70,61</b>



**Execution:** Starlock BIM plunge-cutting saw blade Wood/Metal

**Application:** Cutting wood with nails. Cutting a door frame to length on the floor (softwood, hardwood, veneered panels, plastic-laminated panels). Plunge cuts in laminated panels (e.g. recesses for a shelf board)


Type	Bosch	pcs/PU	Item no.	€ / PU
OTK 13/65bi	All 65 APB	1	519.0158	<b>18,95</b>
OTK 13/65bi	All 65 APB	5	519.0159	<b>82,49</b>



**Execution:** Starlock Carbide plunge-cutting saw blade Metal/Stainless

**Application:** Cutting hardened screws and nails. Cutting inox/stainless steel (e.g. kitchen front cover). Plunge cuts in severely abrasive materials (e.g. fibreglass, plasterboard, cement bonded fibre boards, etc...)

Type	Bosch	pcs/PU	Item no.	€ / PU
OT 11/20HM	AIZ 20 AT	1	519.0176	<b>22,74</b>



**Execution:** Starlock Carbide plunge-cutting saw blade Metal/Stainless

**Application:** Cutting hardened screws and nails. Cutting inox/stainless steel (e.g. kitchen front cover). Plunge cuts in severely abrasive materials (e.g. fibreglass, plasterboard, cement bonded fibre boards, etc...)

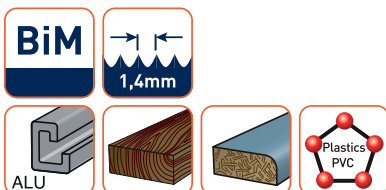
Type	Bosch	pcs/PU	Item no.	€ / PU
OT 11/32HM	AIZ 32 AT	1	519.0178	<b>25,94</b>
OT 11/32HM	AIZ 32 AT	3	519.0179	<b>68,51</b>




**Execution:** Starlock BIM segment saw blade Wood/Metal, depressed centre

**Application:** Cutting a door frame to length on the floor (softwood, hardwood, veneered panels, plastic-laminated panels). Cutting out laminate/parquet (e.g. for installing a partition wall). Cutting smaller mouldings to length (e.g. aluminium floor cover strips)

Type	Bosch	pcs/PU	Item no.	€ / PU
OS 14/85bi	ACZ 85 EB	1	519.0230	<b>21,57</b>




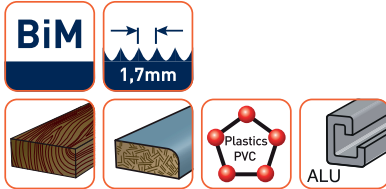




**Execution:** Starlock BIM segment saw blade Wood/Metal, depressed centre

**Application:** Cutting a door frame to length on the floor (softwood, hardwood, veneered panels, plastic-laminated panels). Cutting out laminate/parquet (e.g. for installing a partition wall). Cutting smaller mouldings to length (e.g. aluminium floor cover strips)

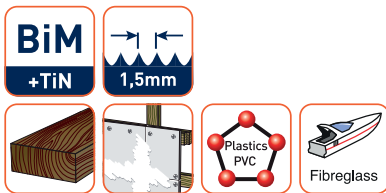
Type	Bosch	pcs/PU	Item no.	€ / PU
OS 17/100bi	ACZ 100 BB	1	519.0240	<b>29,50</b>




**Execution:** Starlock BIM-TiN segment saw blade Multi Material, depressed centre

**Application:** Plunge cutting in plasterboard or cement-bonded fibre boards (e.g. for installing a ventilator). Cutting smaller mouldings to length (e.g. aluminium floor cover strips). Cutting recesses in epoxy/glass fibre reinforced plastic (e.g. dashboard in a boat)

Type	Bosch	pcs/PU	Item no.	€ / PU
OS 15/85bit	ACZ 85 EIB	1	519.0190	<b>30,65</b>




**Starlock multitools for specific applications**



**Execution:** Starlock Carbide-RIFF plunge-cutting saw blade

**Application:** Plunge cuts in strongly abrasive materials (e.g. fibreglass). Rasping/filing functionality (e.g. deburring plunge cuts in fibreglass). Also excellent for removing mortar right into the most remote corners

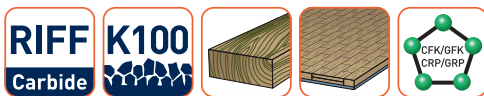
Type	Bosch	pcs/PU	Item no.	€ / PU
OTK 32K5	AIZ 32 RT5	1	519.0146	<b>27,73</b>




**Execution:** Starlock Carbide-RIFF sanding finger, fine sanding

**Application:** Sanding wood in tight gaps (e.g. shutter louvres). Sanding parquet in hard-to-reach areas (e.g. between heating pipes). Sanding wood, wood-plastic composite and epoxy (e.g. decking)

Type	Bosch	pcs/PU	Item no.	€ / PU
OTS 32K10	AVZ 32 RT10	1	519.0235	<b>23,33</b>







**Execution:** Starlock Carbide-RIFF sanding finger, coarse sanding

**Application:** Sanding paint in tight gaps (e.g. shutter louvres). Sanding parquet varnish in hard-to-reach areas (e.g. between heating pipes). Sanding wood, wood-plastic composite and epoxy (e.g. decking)

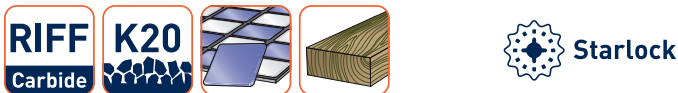
Type	Bosch	pcs/PU	Item no.	€ / PU
OTS 32K4	AVZ 32 RT4	1	519.0237	<b>23,33</b>



**Execution:** Starlock Carbide-RIFF sanding plate

**Application:** Removing mortar or tile adhesive (e.g. when replacing damaged tiles). Removing carpet adhesive residues from a mineral surface. Rasping wood for rough adaptations


Type	Bosch	pcs/PU	Item no.	€ / PU
OF 78K2	AVZ 78 RT2	1	519.0280	<b>26,33</b>



**Execution:** Starlock Carbide-RIFF grout and mortar remover

**Application:** Routing joints on wall and floor tiles. Removing mortar or tile adhesive (e.g. when replacing damaged tiles). Removing joints in the smallest of corners with the tungsten carbide tip (sanding and rasping finger)


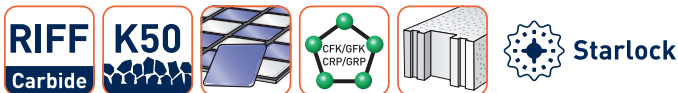
Type	Bosch	pcs/PU	Item no.	€ / PU
OX 70K4	AVZ 70 RT4	1	519.0250	<b>47,70</b>



**Execution:** Starlock Carbide-RIFF thin-kerf segment saw blade

**Application:** Routing extra-thin 1/16" joints on wall tiles. Routing recesses in epoxy/glass fibre reinforced plastic (e.g. dashboard). Routing grooves in porous concrete, for laying concealed cables and pipes

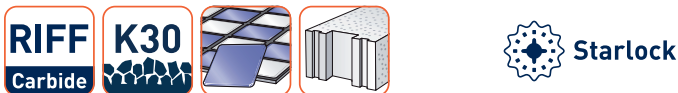
Type	Bosch	pcs/PU	Item no.	€ / PU
OS 70K5	ACZ 70 RT5	1	519.0260	<b>27,22</b>



**Execution:** Starlock Carbide-RIFF segment saw blade

**Application:** Routing joints on wall and floor tiles. Routing smaller cutouts in soft wall tiles. Routing grooves in porous concrete, for laying concealed cables and pipes

Type	Bosch	pcs/PU	Item no.	€ / PU
OS 85K3	ACZ 85 RT3	1	519.0270	<b>32,94</b>






**Execution:** Starlock Diamond-RIFF segment saw blade

**Application:** Routing smaller cutouts in soft wall tiles. Routing recesses in epoxy/glass fibre reinforced plastic (e.g. in a boat's hull). Routing joints on wall tiles


Type	Bosch	pcs/PU	Item no.	€ / PU
OS 85D4	ACZ 85 RD4	1	519.0290	<b>53,40</b>



**Execution:** Starlock BIM serrated segment blade

**Application:** Flush cutting to length of protruding insulation material, especially polystyrene. Cutting insulation panels to size (e.g. Flumroc floor panel/sound insulation panel). Cutting soft materials (e.g. cardboard, carpet, rubber, leather...)


Type	Bosch	pcs/PU	Item no.	€ / PU
OSW 100Bi	ACZ 100 SWB	1	519.0320	<b>31,47</b>



**Execution:** Starlock HCS universal joint cutter

**Application:** Cutting soft expansion joints. Cutting window putty (sealing compound). Cutting insulation materials (e.g. Flumroc rockwool)


Type	Bosch	pcs/PU	Item no.	€ / PU
OFM28	AIZ 28 SC	1	519.0310	<b>17,64</b>



**Execution:** Starlock HCS scraper, rigid

**Application:** Removing mortar or tile adhesive (e.g. when replacing damaged tiles). Removing mortar and concrete residues. Removing hard, brittle carpet adhesive residues


Type	Bosch	pcs/PU	Item no.	€ / PU
OK 52	ATZ 52 SC	1	519.0300	<b>10,52</b>



**Execution:** Starlock HCS Multi-blade

**Application:** Cutting flexible abrasive materials (e.g. roofing felt, bitumen shingles). Cutting soft materials (e.g. carpet, cardboard, PVC floor). Cutting artificial turf

Type	Bosch	pcs/PU	Item no.	€ / PU
OHM 32	ASZ 32 SC	1	519.0315	<b>20,41</b>
OHM 32	ASZ 32 SC	5	519.0316	<b>94,56</b>



**Execution:** Starlock Sanding plate  
**Application:** Sanding plate with micro Velcro-type fastening system. Quick, easy sanding sheet changes

Type	Bosch	pcs/PU	Item no.	€ / PU
OP 93	AVZ 93 G	1	519.0330	<b>10,80</b>

**PREMIUM Starlock multitools set, in case** **ROTEC®**



519.9000

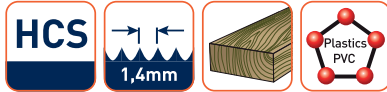



519.9010

**Execution:** Sets of multi-tools with Starlock interface.

Description	Type	Content	pcs/PU	Item no.	€ / PU
4 pc set Starlock plunge saw blades (wood and metal)	519	1x 519.0156 OTK 13/32bi 1x 519.0178 OT 11/32HM 1x 519.0158 OTK 13/65bi 1x 519.0166 OTKJ 18/32bi	1	519.9000	<b>78,11</b>
4 pc Starlock tilers set "Professional" (Carbide-RIFF)	519	1x 519.0280 OF 78K2 1x 519.0146 OTK 32K5 1x 519.0260 OS 70K5 1x 519.0270 OS 85K3	1	519.9010	<b>112,08</b>


**Starlock-Plus multitools for wood**



**Execution:** Starlock-Plus HCS plunge-cutting saw blade Wood  
**Application:** Deep 60 mm plunge cut in softwood (e.g. for installing a ventilation grille). Cutting a recess in furniture components (e.g. to enable access to a mains socket). Flush cutting wooden components (e.g. dowels, tenons) to length

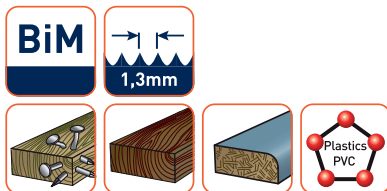

Type	Bosch	pcs/PU	Item no.	€ / PU
PTK 14/32	PAIZ 32 EPC	1	519.3110	<b>15,45</b>

**Starlock-Plus multitools for wood and metal**




**Execution:** Starlock-Plus BIM plunge-cutting saw blade Wood/Metal  
**Application:** Deep 60 mm plunge cut in wood, abrasive wooden materials, plastics. Cutting non-ferrous pipes and profiles with smaller dimensions. Cutting non-hardened nails, screws and steel profiles with smaller dimensions

Type	Bosch	pcs/PU	Item no.	€ / PU
PTK 13/32bi	PAIZ 32APB	1	519.3156	<b>19,97</b>




**Execution:** Starlock-Plus BIM plunge-cutting saw blade Wood/Metal  
**Application:** Cutting wood with nails. Cutting a door frame to length on the floor (softwood, hardwood, veneered panels, plastic-laminated panels). Plunge cuts in laminated panels (e.g. recesses for a shelf board)

Type	Bosch	pcs/PU	Item no.	€ / PU
PTK 13/65bi	PAII 65 APB	1	519.3158	<b>23,61</b>




**Execution:** Starlock-Plus Carbide plunge-cutting saw blade Metal/Stainless  
**Application:** Cutting hardened screws and nails. Cutting inox/stainless steel (e.g. kitchen front cover). Plunge cuts in severely abrasive materials (epoxy, glass fibre reinforced plastic, fibreglass, plasterboard, porous concrete, cement bonded fibre boards)

Type	Bosch	pcs/PU	Item no.	€ / PU
PT 11/32HM	PAIZ 32 AT	1	519.3178	<b>32,07</b>



**Execution:** Starlock-Plus Carbide plunge-cutting saw blade Metal/Stainless  
**Application:** Cutting hardened screws and nails, metal sheets, abrasive materials such as epoxy, GFK, CFK, plasterboard, cement-bonded fibreboards and fibre-reinforced plastic.

Type	Bosch	pcs/PU	Item no.	€ / PU
PTK 13/32HM	PAIZ 32 APT	1	519.3185	<b>31,89</b>



**Execution:** Starlock-Plus Carbide plunge-cutting saw blade Metal/Stainless  
**Application:** Cutting hardened screws and nails, metal sheets, abrasive materials such as epoxy, GFK, CFK, plasterboard, cement-bonded fibreboards and fibre-reinforced plastic.

Type	Bosch	pcs/PU	Item no.	€ / PU
PTK 13/52HM	PAII 52 APT	1	519.3190	<b>33,37</b>

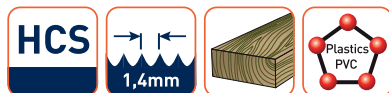
**Starlock-Plus multitools for specific applications**



**Execution:** Starlock-Plus Carbide-RIFF plunge-cutting saw blade  
**Application:** Precise plunge and straight cuts in highly abrasive materials such as epoxy, GFK, CFK, grouts, aerated concrete and cement-bonded fibre boards.

Type	Bosch	pcs/PU	Item no.	€ / PU
POT 53K4	PAYZ 53 MT4	1	519.3300	<b>23,08</b>


**Starlock-Max multitools for wood**



**Execution:** Starlock-Max HCS plunge-cutting saw blade Wood  
**Application:** Fast and deep plunge cuts in wood (e.g. 80 mm window frames). Fast and deep plunge cuts in wooden beams (e.g. skylight beams). Subsequently making recesses for tenons and connections (ideal with Expert depth stop)

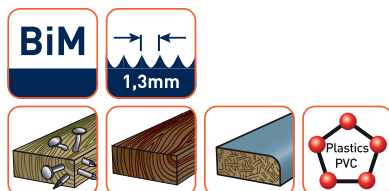

Type	Bosch	pcs/PU	Item no.	€ / PU
MTK 14/32	MAIZ 32 EPC	1	519.4110	<b>16,76</b>

**Starlock-Max multitools for wood and metal**





**Execution:** Starlock-Max BiM plunge-cutting saw blade Wood/Metal  
**Application:** Fast and deep plunge cuts in wood and nails (e.g. 80 mm window frames with metal components). Fast and deep plunge cuts in wooden beams (e.g. skylight beams). Cutting non-hardened nails, screws and steel profiles with small dimensions (e.g. concealed metal fixings)

Type	Bosch	pcs/PU	Item no.	€ / PU
MTK 13/32bi	MAIZ 32 APB	1	519.4156	<b>19,82</b>




**Execution:** Starlock-Max BIM plunge-cutting saw blade Wood/Metal  
**Application:** Deep and wide plunge cuts in wood containing nails (e.g. window frames with metal components). Deep and wide plunge cuts in wooden beams containing nails (e.g. skylight beams). Cutting non-hardened nails, screws and steel profiles with small dimensions (e.g. concealed metal fixings)

Type	Bosch	pcs/PU	Item no.	€ / PU
MTK 13/52bi	MAI1 52 APB	1	519.4158	<b>21,57</b>



**Execution:** Starlock-Max Carbide plunge-cutting saw blade Metal/Stainless  
**Application:** Cutting hardened nails, screws and steel profiles with small dimensions (e.g. concealed metal fixings). Deep 70 mm plunge cut in porous concrete (e.g. hole for socket). Plunge cuts in severely abrasive materials (inox, stainless steel, epoxy, glass fibre reinforced plastic, fibreglass, plasterboard, cement bonded fibre boards)

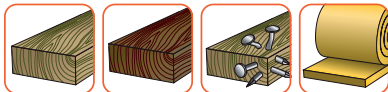
Type	Bosch	pcs/PU	Item no.	€ / PU
MTK 11/32HM	MAIZ 32 AT	1	519.4178	<b>33,37</b>



**Execution:** Starlock-Max Carbide plunge-cutting saw blade Metal/Stainless

**Application:** Cutting hardened screws and nails, metal sheets, abrasive materials such as epoxy, GFK, CFK, plasterboard, cement-bonded fibreboards and fibre-reinforced plastic.


Type	Bosch	pcs/PU	Item no.	€ / PU
MTK 13/32HM	MAII 32 APT	1	519.4180	<b>32,42</b>



**Execution:** Starlock-Max BIM plunge-cutting saw blade Wood/Metal

**Application:** Extra-fast deep cuts in wood, hardwood and insulation materials.


Type	Bosch	pcs/PU	Item no.	€ / PU
MOS 17/100bi	MACZ 145 BB	1	519.4190	<b>32,18</b>



**Execution:** Starlock-Max Carbide-RIFF sanding plate

**Application:** Removing mortar or tile adhesive (e.g. when replacing damaged tiles). Removing carpet adhesive residues from a mineral surface. Rasping wood for rough adaptations

Type	Bosch	pcs/PU	Item no.	€ / PU
MOF 116K10	MAVZ 116 RT10	1	519.4235	<b>29,07</b>

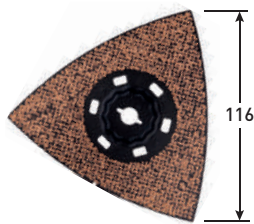


**Execution:** Starlock-Max Carbide-RIFF sanding plate

**Application:** Removing mortar or tile adhesive (e.g. when replacing damaged tiles). Removing carpet adhesive residues from a mineral surface. Rasping wood for rough adaptations

Type	Bosch	pcs/PU	Item no.	€ / PU
MOF 116K6	MAVZ 116 RT6	1	519.4240	<b>29,07</b>






**Execution:** Starlock-Max Carbide-RIFF sanding plate

**Application:** Removing mortar or tile adhesive (e.g. when replacing damaged tiles). Removing carpet adhesive residues from a mineral surface. Rasping wood for rough adaptations

Type	Bosch	pcs/PU	Item no.	€ / PU
MOF 116K4	MAVZ 116 RT4	1	519.4245	<b>29,07</b>



**Execution:** Starlock-Max Carbide-RIFF sanding plate

**Application:** Removing mortar or tile adhesive (e.g. when replacing damaged tiles). Removing carpet adhesive residues from a mineral surface. Rasping wood for rough adaptations

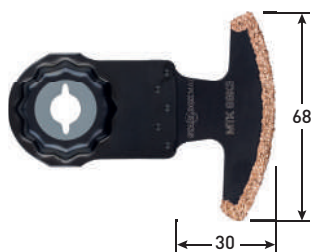
Type	Bosch	pcs/PU	Item no.	€ / PU
MOF 116K2	MAVZ 116 RT2	1	519.4250	<b>29,07</b>



**Execution:** Starlock-Max Carbide-RIFF segment saw blade, thin

**Application:** Routing thin joints up to 1.5 mm (e.g. marble joints). Routing joints which are hard to reach and close to edges (e.g. in corners). Routing grooves in porous concrete, for laying concealed cables and pipes

Type	Bosch	pcs/PU	Item no.	€ / PU
MA 68K5	MATI 68 RST5	1	519.4260	<b>39,94</b>



**Execution:** Starlock-Max Carbide-RIFF segment saw blade, thin

**Application:** Routing joints which are hard to reach and close to edges (e.g. in corners). Routing deep joints on wall and floor tiles. Routing grooves in porous concrete, for laying concealed cables and pipes

Type	Bosch	pcs/PU	Item no.	€ / PU
MA 68K3	MATI 68 RT3	1	519.4270	<b>39,94</b>





**Execution:** Starlock-Max Diamond-RIFF segment saw blade, thin

**Application:** Routing thin joints up to 1.5 mm (e.g. marble joints). Routing joints which are hard to reach and close to edges (e.g. in corners). Routing recesses in epoxy/glass fibre reinforced plastic (e.g. in a boat's hull)

Type	Bosch	pcs/PU	Item no.	€ / PU
MAS 68D4	MATI 68 RSD4	1	519.4280	<b>66,48</b>



**Execution:** Starlock-Max Diamond-RIFF segment saw blade

**Application:** Routing smaller cutouts in soft wall tiles. Routing joints which are hard to reach and close to edges (e.g. in corners). Routing recesses in epoxy/glass fibre reinforced plastic (e.g. in a boat's hull)

Type	Bosch	pcs/PU	Item no.	€ / PU
MA 68D4	MATI 68 RD4	1	519.4290	<b>66,48</b>



**Execution:** Starlock-Max Carbide-RIFF segment saw blade

**Application:** Extra-fast deep cuts in abrasive materials such as epoxy, GFK, CFK, gROUT, aerated concrete and cement-bonded fibre boards.

Type	Bosch	pcs/PU	Item no.	€ / PU
MOS 100K4	MACZ 145 MT4	1	519.4297	<b>36,91</b>

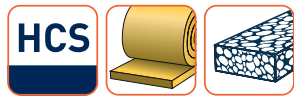


**Execution:** Starlock-Max HCS universal joint cutter

**Application:** Cutting expansion joints (e.g. silicone). Cutting out window putty (sealing compound). Cutting soft materials (e.g. insulation material, rubber, carpet, cardboard...)

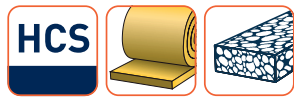
Type	Bosch	pcs/PU	Item no.	€ / PU
MTM 32	MAII 32 SC	1	519.4305	<b>10,80</b>





**Execution:** Starlock-Max HCS universal joint cutter, long  
**Application:** Deep 70 mm cutting of expansion joints (e.g. silicone). Deep cutting of window putty (sealing compound). Cutting soft materials (e.g. insulation material, rubber, carpet, cardboard...)

Type	Bosch	pcs/PU	Item no.	€ / PU
MFM 32	MAII 32 SLC	1	519.4310	<b>20,41</b>




**Execution:** Starlock-Max HCS segment blade  
**Application:** Fast cutting of window putty (e.g. cutting out insulating glass panes laid in a putty bed). Cutting soft materials (e.g. insulation material, rubber, carpet, cardboard...). Cuts in corners of soft materials

Type	Bosch	pcs/PU	Item no.	€ / PU
MTMK 66	MATI 66 SC	1	519.4320	<b>27,40</b>


**517**

**Starlock multitools, SILVER-LINE**





**Execution:** HCS plunge saw blade with Starlock interface and standard tothing.  
**Application:** Plunge-cutting in wood and plastic.

Material	Type	B (mm)	l <sub>2</sub>	pcs/PU	Item no.	€ / PU
HCS	MTSS35	35	50	10	517.1001	<b>88,71</b>



**Execution:** HCS plunge saw blade with Starlock interface and a standard 'Curved'-tothing.  
**Application:** Plunge-cutting in wood and plastic. Extra-precise thanks to the 'Curved' tothing.

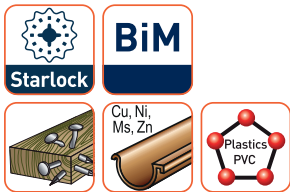

Material	Type	B (mm)	l <sub>2</sub>	pcs/PU	Item no.	€ / PU
HCS	MTS65	65	50	10	517.1051	<b>98,57</b>



**Execution:** Bi-metal plunge saw blade with Starlock interface and standard toothing.

**Application:** Plunge cutting in wood with nails, plastics and non-ferrous profiles.



Material	Type	B (mm)	l <sub>2</sub>	pcs/PU	Item no.	€ / PU
Bimetal	MTS35bi	35	50	10	517.1101	<b>109,05</b>



**Execution:** Bi-metal plunge saw blade with Starlock interface and standard toothing.

**Application:** Plunge cutting in wood with nails, plastics and non-ferrous profiles.



Material	Type	B (mm)	l <sub>2</sub>	pcs/PU	Item no.	€ / PU
Bimetal	MTS65bi	65	50	10	517.1151	<b>112,05</b>



**Execution:** HCS plunge saw blade with Starlock interface and 'Japanese' toothing.

**Application:** Plunge-cutting in hard wood and plastics. Extra clean cuts thanks to the 'Japanese' toothing.

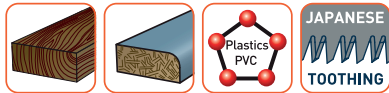
Material	Type	B (mm)	l <sub>2</sub>	pcs/PU	Item no.	€ / PU
HCS	MTCS35	35	50	10	517.1201	<b>95,96</b>



**Execution:** HCS plunge saw blade with Starlock interface and 'Japanese' toothing.

**Application:** Plunge-cutting in hard wood and plastics. Extra clean cuts thanks to the 'Japanese' toothing.

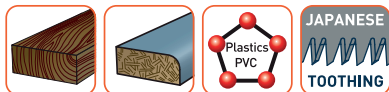

Material	Type	B (mm)	l <sub>2</sub>	pcs/PU	Item no.	€ / PU
HCS	MTC65	65	50	10	517.1251	<b>111,28</b>



**Execution:** Bi-metal plunge saw blade with Starlock interface and 'Japanese' tothing.

**Application:** Plunge-cutting in hard wood, plastics and laminates. Extra clean cuts thanks to the 'Japanese' tothing.

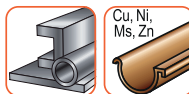

Material	Type	B (mm)	l <sub>2</sub>	pcs/PU	Item no.	€ / PU
Bimetal	MTC35bi	35	50	10	517.1301	<b>108,27</b>



**Execution:** Bi-metal plunge saw blade with Starlock interface and 'Japanese' tothing.

**Application:** Plunge-cutting in hard wood, plastics and laminates. Extra clean cuts thanks to the 'Japanese' tothing.

Material	Type	B (mm)	l <sub>2</sub>	pcs/PU	Item no.	€ / PU
Bimetal	MTC65bi	65	50	10	517.1351	<b>136,46</b>



**Execution:** Bi-metal plunge saw blade with Starlock interface and fine pitched tothing.

**Application:** Plunge-cutting in thin walled steel, steel profiles and non-ferrous profiles. Precise and controlled sawing due to the fine tothing.

Material	Type	B (mm)	l <sub>2</sub>	pcs/PU	Item no.	€ / PU
Bimetal	MTF30bi	30	50	10	517.1401	<b>82,19</b>

**517**

**Starlock plunge saw blade set (wood and metal)**



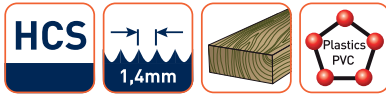

**Execution:** Plastic case filled with 4 common plunge-cut saw blades suitable for both wood and metal.

**Application:** Suitable for plunge-cutting in wood, plastic, wood with nails and metal.

Description	Type	Content	pcs/PU	Item no.	€ / PU
Starlock plunge-cut saw blades set, in plastic case	517	1x 517.1201 (MTC35 wood/plastic) 1x 517.1101 (MTS35bi wood/nails) 1x 517.1151 (MTS65bi wood/nails) 1x 517.1401 (MTF30bi metal/wood)	1	517.9000	<b>39,96</b>

516

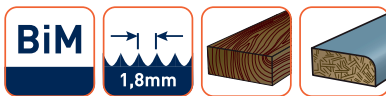

**Multitool with universal interface, for wood**



**Execution:** OPTI-LINE HCS plunge cut saw blade with universal interface for wood.

**Application:** Plunge cutting in softwood (e.g. for installing a ventilation grille). Cutting a recess in furniture components (e.g. to enable access to a mains socket). Flush cutting wooden components (e.g. dowels, tenons) to length.

Type	pcs/PU	Item no.	€ / PU
OT 14/34	5	516.0110	<b>34,07</b>

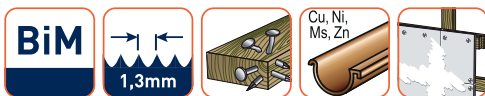



**Execution:** OPTI-LINE BIM plunge cut saw blade with universal interface for hard wood.

**Application:** Plunge cutting in laminated panels or hardwood (e.g. for installing a ventilation grille). Cutting a recess in furniture components (e.g. to enable access to a mains socket). Flush cutting wooden components (e.g. dowels, tenons made of hardwood) to length.

Type	pcs/PU	Item no.	€ / PU
OT 18/34bi	5	516.0160	<b>45,62</b>

**Multitool with universal interface, for wood and metal**




**Execution:** OPTI-LINE BIM plunge cut saw blade with universal interface for metal.

**Application:** Flush cutting nails. Flush cutting a copper pipe. Plunge cuts in plasterboard.

Type	pcs/PU	Item no.	€ / PU
OT 13/34bi	5	516.0140	<b>43,31</b>

**Multitool with universal interface, for specific applications**



**Execution:** OPTI-LINE HCS scraper with universal interface.

**Application:** Removing mortar or tile adhesive (e.g. when replacing damaged tiles). Removing mortar and concrete residues. Removing hard, brittle carpet adhesive residues.

Type	pcs/PU	Item no.	€ / PU
OK 52	5	516.0300	<b>28,30</b>

**550**

**HSS-DMo5 Circular saw blade, steam tempered**



**HSS**  
**DMo5**

**Execution:** Steam tempered circular saw blades have a dark blue hard and wear resistant layer which results in longer tool life of the blade. The blades have universal pinholes. Available in 32mm and 40mm bores.

**Application:** HSS Circular saw blades are used on manual and semi-automatic operated sawing machines for cutting solid bars or hollow profiles/tubes to length.  
Material groups: 1.1 - 1.4 / 3.1 - 3.3 / 4.1 - 4.9 / 4.12

d <sub>1</sub>	W	d <sub>6</sub>	Z	P <sub>t</sub>	pcs/PU	Item no.	€ / PU
200	1,8	32	160	4	1	550.2016	<b>136,04</b>
200	1,8	32	200	3	1	550.2018	<b>136,04</b>
225	2,0	32	120	6	1	550.2212	<b>145,46</b>
225	2,0	32	160	5	1	550.2216	<b>145,46</b>
225	2,0	32	180	4	1	550.2218	<b>145,46</b>
225	2,0	32	220	3	1	550.2222	<b>145,46</b>
250	2,0	32	100	8	1	550.2510	<b>153,54</b>
250	2,0	32	128	6	1	550.2512	<b>153,54</b>
250	2,0	32	160	5	1	550.2516	<b>153,54</b>
250	2,0	32	200	4	1	550.2520	<b>153,54</b>
275	2,5	32	140	6	1	550.2714	<b>188,83</b>
275	2,5	40	180	5	1	550.2715	<b>188,83</b>
275	2,5	32	180	5	1	550.2718	<b>188,83</b>
275	2,5	32	220	4	1	550.2722	<b>188,83</b>
275	2,5	32	280	3	1	550.2728	<b>188,83</b>

d <sub>1</sub>	W	d <sub>6</sub>	Z	P <sub>t</sub>	pcs/PU	Item no.	€ / PU
300	2,5	32	160	6	1	550.3016	<b>226,40</b>
300	2,5	32	180	5	1	550.3018	<b>226,40</b>
300	2,5	32	200	5	1	550.3020	<b>226,40</b>
300	2,5	32	220	4	1	550.3022	<b>226,40</b>
300	2,5	40	220	4	1	550.3023	<b>226,40</b>
300	2,5	40	160	6	1	550.3025	<b>226,40</b>
315	2,5	32	120	8	1	550.3112	<b>252,74</b>
315	2,5	32	160	6	1	550.3116	<b>252,74</b>
315	2,5	32	240	4	1	550.3118	<b>252,74</b>
315	2,5	32	200	5	1	550.3120	<b>252,74</b>
315	2,5	40	200	5	1	550.3121	<b>252,74</b>
315	2,5	40	160	6	1	550.3122	<b>252,74</b>
315	2,5	40	240	4	1	550.3124	<b>252,74</b>
350	3,0	40	220	5	1	550.3522	<b>335,54</b>
370	2,5	40	280	4,5	1	550.3728	<b>396,36</b>

**901**

**RW-30 Wax stick (300gr.)**



**NON-FERRO** **ALU**

**Execution:** High-end wax stick for coolant and lubrication of cutting operations on non-ferrous metals such as aluminium, copper, brass, etc. Free of chlorides, no harmful fumes or vapours.

**Application:** For all circular saw blade machines without coolant supply. To apply the wax, hold the wax stick against the rotating blade shortly. Repeat every 10-20 sawing cycles. Also suitable for milling, tapping, reaming, drilling, turning etc.

Packaging	Content (gr)	pcs/PU	Item no.	€ / PU
Stick	300	1	901.2025	<b>20,37</b>





**Execution:** Bi-metal band saw blades, with HSS-E% teeth and variable pitch toothing.

**Application:** For use on band saw machines with automatic feed and coolant supply.  
Material groups: 1.1 - 1.4 / 3.1 - 3.3 / 4.5 - 4.9



L (mm)	H (mm)	b	TPI	pcs/PU	Item no.	€ / PU
2060	19	0,90	4/6	1	552.19.2060C	<b>43,85</b>
2060	19	0,90	5/8	1	552.19.2060D	<b>43,85</b>
2060	19	0,90	6/10	1	552.19.2060E	<b>43,85</b>
2060	19	0,90	8/12	1	552.19.2060F	<b>43,85</b>
2080	19	0,90	4/6	1	552.19.2080C	<b>44,20</b>
2080	19	0,90	5/8	1	552.19.2080D	<b>44,20</b>
2080	19	0,90	6/10	1	552.19.2080E	<b>44,20</b>
2080	19	0,90	8/12	1	552.19.2080F	<b>44,20</b>
2360	19	0,90	4/6	1	552.19.2360C	<b>48,22</b>
2360	19	0,90	5/8	1	552.19.2360D	<b>48,22</b>
2360	19	0,90	6/10	1	552.19.2360E	<b>48,22</b>
2360	19	0,90	8/12	1	552.19.2360F	<b>48,22</b>
2450	27	0,90	3/4	1	552.27.2450B	<b>52,05</b>
2450	27	0,90	4/6	1	552.27.2450C	<b>52,05</b>
2450	27	0,90	5/8	1	552.27.2450D	<b>52,05</b>
2450	27	0,90	6/10	1	552.27.2450E	<b>52,05</b>
2450	27	0,90	8/12	1	552.27.2450F	<b>52,05</b>
2480	27	0,90	3/4	1	552.27.2480B	<b>52,05</b>
2480	27	0,90	4/6	1	552.27.2480C	<b>52,05</b>
2480	27	0,90	5/8	1	552.27.2480D	<b>52,05</b>
2480	27	0,90	6/10	1	552.27.2480E	<b>52,05</b>
2480	27	0,90	8/12	1	552.27.2480F	<b>52,05</b>
2700	27	0,90	3/4	1	552.27.2700B	<b>55,31</b>
2700	27	0,90	4/6	1	552.27.2700C	<b>55,31</b>
2700	27	0,90	5/8	1	552.27.2700D	<b>55,31</b>
2700	27	0,90	6/10	1	552.27.2700E	<b>55,31</b>
2700	27	0,90	8/12	1	552.27.2700F	<b>55,31</b>
2750	27	0,90	3/4	1	552.27.2750B	<b>56,16</b>
2750	27	0,90	4/6	1	552.27.2750C	<b>56,16</b>
2750	27	0,90	5/8	1	552.27.2750D	<b>56,16</b>
2750	27	0,90	6/10	1	552.27.2750E	<b>56,16</b>
2750	27	0,90	8/12	1	552.27.2750F	<b>56,16</b>
2825	27	0,90	3/4	1	552.27.2825B	<b>57,03</b>
2825	27	0,90	4/6	1	552.27.2825C	<b>57,03</b>
2825	27	0,90	5/8	1	552.27.2825D	<b>57,03</b>
2825	27	0,90	6/10	1	552.27.2825E	<b>57,03</b>
2825	27	0,90	8/12	1	552.27.2825F	<b>57,03</b>
2845	27	0,90	3/4	1	552.27.2845B	<b>57,47</b>
2845	27	0,90	4/6	1	552.27.2845C	<b>57,47</b>

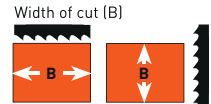
L (mm)	H (mm)	b	TPI	pcs/PU	Item no.	€ / PU
2845	27	0,90	5/8	1	552.27.2845D	<b>57,47</b>
2845	27	0,90	6/10	1	552.27.2845E	<b>57,47</b>
2845	27	0,90	8/12	1	552.27.2845F	<b>57,47</b>
2925	27	0,90	3/4	1	552.27.2925B	<b>58,56</b>
2925	27	0,90	4/6	1	552.27.2925C	<b>58,56</b>
2925	27	0,90	5/8	1	552.27.2925D	<b>58,56</b>
2925	27	0,90	6/10	1	552.27.2925E	<b>58,56</b>
2925	27	0,90	8/12	1	552.27.2925F	<b>58,56</b>
2950	27	0,90	3/4	1	552.27.2950B	<b>59,21</b>
2950	27	0,90	4/6	1	552.27.2950C	<b>59,21</b>
2950	27	0,90	5/8	1	552.27.2950D	<b>59,21</b>
2950	27	0,90	6/10	1	552.27.2950E	<b>59,21</b>
2950	27	0,90	8/12	1	552.27.2950F	<b>59,21</b>
3180	27	0,90	3/4	1	552.27.3180B	<b>62,23</b>
3180	27	0,90	4/6	1	552.27.3180C	<b>62,23</b>
3180	27	0,90	5/8	1	552.27.3180D	<b>62,23</b>
3180	27	0,90	6/10	1	552.27.3180E	<b>62,23</b>
3180	27	0,90	8/12	1	552.27.3180F	<b>62,23</b>
3240	27	0,90	3/4	1	552.27.3240B	<b>63,33</b>
3240	27	0,90	4/6	1	552.27.3240C	<b>63,33</b>
3240	27	0,90	5/8	1	552.27.3240D	<b>63,33</b>
3240	27	0,90	6/10	1	552.27.3240E	<b>63,33</b>
3240	27	0,90	8/12	1	552.27.3240F	<b>63,33</b>
3310	27	0,90	3/4	1	552.27.3310B	<b>64,20</b>
3310	27	0,90	4/6	1	552.27.3310C	<b>64,20</b>
3310	27	0,90	5/8	1	552.27.3310D	<b>64,20</b>
3310	27	0,90	6/10	1	552.27.3310E	<b>64,20</b>
3310	27	0,90	8/12	1	552.27.3310F	<b>64,20</b>
3660	27	0,90	3/4	1	552.27.3660B	<b>69,18</b>
3660	27	0,90	4/6	1	552.27.3660C	<b>69,18</b>
3660	27	0,90	5/8	1	552.27.3660D	<b>69,18</b>
3660	27	0,90	6/10	1	552.27.3660E	<b>69,18</b>
3660	27	0,90	8/12	1	552.27.3660F	<b>69,18</b>
3810	27	0,90	3/4	1	552.27.3810B	<b>71,14</b>
3810	27	0,90	4/6	1	552.27.3810C	<b>71,14</b>
3810	27	0,90	5/8	1	552.27.3810D	<b>71,14</b>
3810	27	0,90	6/10	1	552.27.3810E	<b>71,14</b>
3810	27	0,90	8/12	1	552.27.3810F	<b>71,14</b>

## TOOTH SELECTION FOR BI-METAL BAND SAW BLADES

1. Determine size and shape of material to be cut.
2. Identify chart to be used (square solids, round solids or pipes/structural profiles).
3. Read teeth per inch (TPI) next to material size.

### SOLID MATERIAL, SQUARE / RECTANGULAR

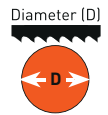
Locate width of cut (B)



WIDTH OF CUT	
<b>IN</b>	0.1 0.2 0.3 0.4 0.5 0.6 0.7 0.8 0.9 1 2 5 10 15 20 25 30 35 40 45 50
<b>MM</b>	2.5 5 7.5 10 12.5 15 17.5 20 22.5 25 50 125 250 375 500 625 750 875 1000 1125 1250
<b>TPI</b>	14/18 10/14 8/12 6/10 6/8 5/8 4/6 3/4 2/3 1.5/2.0 1.4/2.0 1.0/1.3 0.7/1.0

### SOLID MATERIAL, ROUND

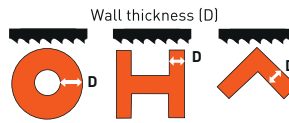
Locate diameter of cut (D)



DIAMETER OF CUT	
<b>IN</b>	0.1 0.2 0.3 0.4 0.5 0.6 0.7 0.8 0.9 1 2 5 10 15 20 25 30 35 40 45 50
<b>MM</b>	2.5 5 7.5 10 12.5 15 17.5 20 22.5 25 50 125 250 375 500 625 750 875 1000 1125 1250
<b>TPI</b>	14/18 10/14 8/12 6/10 6/8 5/8 4/6 3/4 2/3 1.5/2.0 1.4/2.0 1.0/1.3 0.7/1.0

### PIPES / STRUCTURAL PROFILES



Locate wall thickness (D)



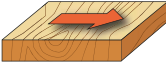
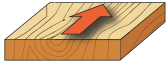















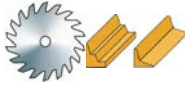






WALL THICKNESS	
<b>IN</b>	0.05 0.10 0.15 0.20 0.25 0.30 0.40 0.50 0.60 0.70 0.80 0.90 1 1.5 2
<b>MM</b>	1.25 2.5 3.75 5 6.25 7.5 10 12.5 15 17.5 20 22.5 25 37.5 50
<b>TPI</b>	14/18 10/14 8/12 6/10 6/8 5/8 4/6 3/4 2/3

### BUNDLED / STACKED MATERIALS:

To select the proper number of teeth per inch (TPI) for bundled or stacked materials, find the recommended TPI for a single piece and choose one pitch coarser to cut the bundle.



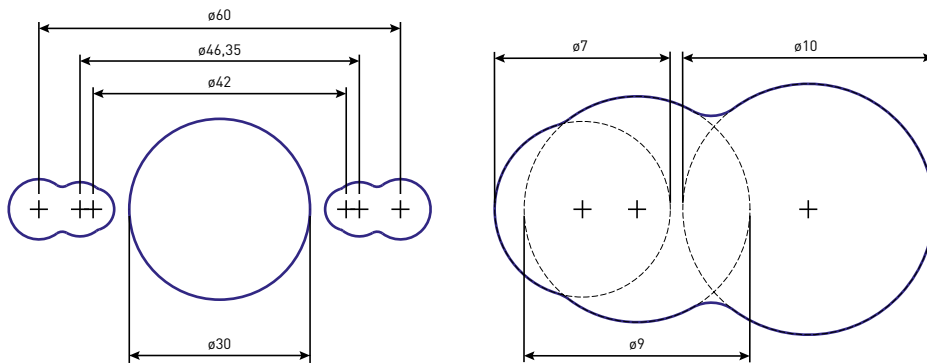
**OVERVIEW OF SYMBOLS FOR TCT CIRCULAR SAW BLADES**

					
Cross cut	Rip cut	Acrylic glass (Plexiglas®)	Aluminium (solid material)	Aluminium (tube and profile)	Structural steel
					
Veneered board	Wood wool board (Heraklith® etc.)	Wood with nails	HPL-boards (Trespa® etc.)	Plastics	Laminate
					
Solid wood	Corrugated sheets (metal)	Sheet material (metal)	OSB board	Circuit board	Profiles and glass bars (wood)
					
Stainless steel (thin walled parts)	Sandwich panel	Chip board	Chip board (laminated)	Glued laminated timber (Glulam)	Fibre cement (Eternit® etc.)

**PIN HOLE COMBINATIONS FOR TCT CIRCULAR SAW BLADES**

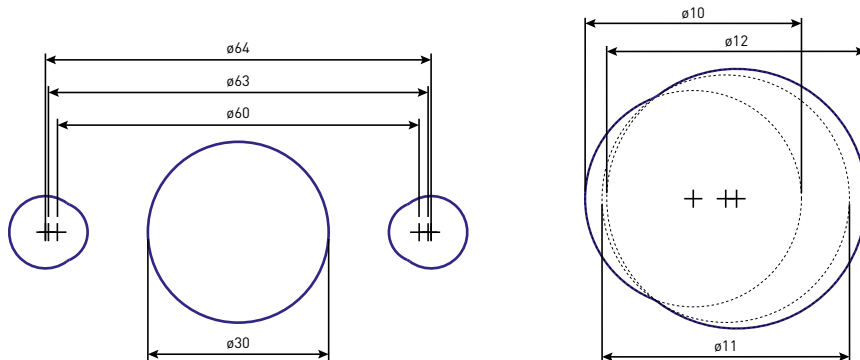
**Combi 1**

2/7/42  
+  
2/9/46  
+  
2/10/60



**Combi 2**

2/10/60  
+  
2/11/63  
+  
2/12/64



**MATERIAL TABLE FOR PCD AND TUNGSTEN CARBIDE TIPPED CIRCULAR SAW BLADES**

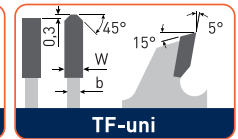
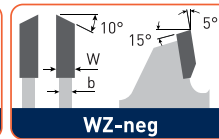
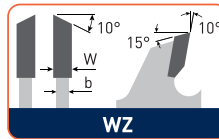
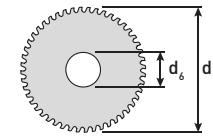
Material	Group	Page
Acrylic glass (Plexiglas®)	553.4 / 554.5 / 555.0	324 / 328 / 331
Aerated concrete (Ytong®)	553.3 / 553.2	324 / 323
Aluminium (solid material)	555.0	331
Aluminium (tubes, profiles)	555.2 / 555.1	333 / 332
Chipboard (laminated, melamine faced)	554.4 / 554.7 / 554.5	328 / 329 / 328
Chipboard (non-laminated)	554.2	326
Circuit board	554.7 / 553.3 / 554.5	329 / 324 / 328
Construction site, for use on ~	553.2 / 553.1	323 / 323
Construction site, for use on ~ (free of nails)	553.1	323
Copper (profiles, tubes)	555.2 / 555.1	333 / 332
Copper (solid material)	555.0	331
Drywall, gypsum	553.3 / 553.2	324 / 323
Eternit®, fibre cement	553.3 / 553.2	324 / 323
Fibre cement (Eternit®)	553.3 / 553.2	324 / 323
Fibreglass boards (GFRP)	553.3	324
Fire wood	554.0 / 554.0 (OPTI)	325 / 325
Fire wood with inclusions	553.1	323
Gypsum boards, drywall	553.3 / 553.1	324 / 323
Hardboard	554.2	327
HPL, laminated panels (Trespa®, Resopal®)	554.2 / 553.3 / 554.5	326 / 324 / 328
INOX, Stainless steel	556.3	337
Insulation board, polystyrene (PS)	554.0 / 554.0 (OPTI) / 554.2	325 / 325 / 326
Laminate	553.3 / 554.2	324 / 326
Laminated panels, HPL (Trespa®, Resopal®)	554.2 / 553.3 / 554.5	326 / 324 / 328
MDF (Medium-Density Fibreboard)	554.2	326
Metal (not stainless steel)	556.0	334
Mineral material boards (Corian, Hi-Macs)	553.3 / 553.1	324 / 323
Non-ferrous metals (Brass)	555.0 / 555.2 / 555.1	331 / 333 / 332
OSB boards	554.2	326
Parquet	554.2	326
Particle board (laminated, melamine faced)	554.4 / 554.7 / 554.5	328 / 329 / 328
Particle board (non-laminated)	554.2	326
Pertinax, Veroboard, FR-2	554.2	326
Plastics (profiles, tubes)	555.2 / 555.1	333 / 332
Plastics (solid material)	555.0	331
Plexiglas®, acrylic glass	553.4 / 554.5 / 555.0	324 / 328 / 331
Plywood	554.2	326
Polystyrene (PS), insulation board	554.0 / 554.0 (OPTI) / 554.2	325 / 325 / 326
Precious woods (Bankirai, Amaranth, Ebony, Walnut, etc.)	554.2 / 554.4	326 / 328
Profile strips (wood)	554.2 / 553.4 / 554.4	326 / 324 / 328
Sandwich panel (Dibond®)	556.2	336
Solid wood, hard (cross cut)	554.2	326
Solid wood, hard (rip cut)	554.0 / 554.0 (OPTI) / 554.2 / 554.1	325 / 325 / 326 / 326
Solid wood, soft (cross cut)	554.2	326
Solid wood, soft (rip cut)	554.0 / 554.0 (OPTI) / 554.1	325 / 325 / 326
Stainless steel, INOX	556.3	337
Steel (not stainless steel)	556.1	335
Veneered boards	554.2	326
Veroboard, FR-2, Pertinax	554.2	326
Wood (profile strips)	554.2 / 553.4 / 554.4	326 / 324 / 328
Ytong®, aerated concrete	553.2 / 553.3	323 / 324
High-alloyed steels	On request	

**RECOMMENDED RPM's FOR PCD AND TUNGSTEN CARBIDE TIPPED CIRCULAR SAW BLADES**

V <sub>c</sub> (m/sec)	ø100	ø200	ø300	ø400	ø500	ø600	ø700
15-40	2.900-7.600	1.500-3.800	1.000-2.500	800-1.900	600-1.500	500-1.200	500-1.000
40-80	7.700-15.200	3.900-7.600	2.600-5.000	2.000-3.800	1.600-3.000	1.300-2.500	1.100-2.100
50-70	9.600-13.300	4.800-6.600	3.200-4.400	2.400-3.300	2.000-2.600	1.600-2.200	1.400-1.900
50-70	9.600-13.300	4.800-6.600	3.200-4.400	2.400-3.300	2.000-2.600	1.600-2.200	1.400-1.900
60-100	11.500-19.000	5.800-9.500	3.900-6.300	2.900-4.700	2.300-3.800	2.000-3.100	1.700-2.700
60-100	11.500-19.000	5.800-9.500	3.900-6.300	2.900-4.700	2.300-3.800	2.000-3.100	1.700-2.700
60-100	11.500-19.000	5.800-9.500	3.900-6.300	2.900-4.700	2.300-3.800	2.000-3.100	1.700-2.700
50-80	9.600-15.200	4.800-7.600	3.200-5.000	2.400-3.800	2.000-3.000	1.600-2.500	1.400-2.100
50-80	9.600-15.200	4.800-7.600	3.200-5.000	2.400-3.800	2.000-3.000	1.600-2.500	1.400-2.100
50-70	9.600-13.300	4.800-6.600	3.200-4.400	2.400-3.300	2.000-2.600	1.600-2.200	1.400-1.900
50-70	9.600-13.300	4.800-6.600	3.200-4.400	2.400-3.300	2.000-2.600	1.600-2.200	1.400-1.900
40-65	7.700-12.400	3.900-6.200	2.600-4.100	2.000-3.100	1.600-2.400	1.300-2.000	1.100-1.700
40-80	7.700-15.200	3.900-7.600	2.600-5.000	2.000-3.800	1.600-3.000	1.300-2.500	1.100-2.100
40-80	7.700-15.200	3.900-7.600	2.600-5.000	2.000-3.800	1.600-3.000	1.300-2.500	1.100-2.100
45-65	8.600-12.400	4.300-6.200	2.900-4.100	2.200-3.100	1.800-2.400	1.500-2.000	1.300-1.700
55-90	10.600-17.100	5.300-8.500	3.600-5.700	2.700-4.200	2.200-3.400	1.800-2.800	1.600-2.400
60-100	11.500-19.000	5.800-9.500	3.900-6.300	2.900-4.700	2.300-3.800	2.000-3.100	1.700-2.700
40-65	7.700-12.400	3.900-6.200	2.600-4.100	2.000-3.100	1.600-2.400	1.300-2.000	1.100-1.700
50-80	9.600-15.200	4.800-7.600	3.200-5.000	2.400-3.800	2.000-3.000	1.600-2.500	1.400-2.100
50-80	9.600-15.200	4.800-7.600	3.200-5.000	2.400-3.800	2.000-3.000	1.600-2.500	1.400-2.100
30-60	5.800-11.400	2.900-5.700	2.000-3.800	1.500-2.800	1.200-2.200	1.000-1.900	900-1.600
40-65	7.700-12.400	3.900-6.200	2.600-4.100	2.000-3.100	1.600-2.400	1.300-2.000	1.100-1.700
50-80	9.600-15.200	4.800-7.600	3.200-5.000	2.400-3.800	2.000-3.000	1.600-2.500	1.400-2.100
50-80	9.600-15.200	4.800-7.600	3.200-5.000	2.400-3.800	2.000-3.000	1.600-2.500	1.400-2.100
60-100	11.500-19.000	5.800-9.500	3.900-6.300	2.900-4.700	2.300-3.800	2.000-3.100	1.700-2.700
30-60	5.800-11.400	2.900-5.700	2.000-3.800	1.500-2.800	1.200-2.200	1.000-1.900	900-1.600
50-70	9.600-13.300	4.800-6.600	3.200-4.400	2.400-3.300	2.000-2.600	1.600-2.200	1.400-1.900
50-70	9.600-13.300	4.800-6.600	3.200-4.400	2.400-3.300	2.000-2.600	1.600-2.200	1.400-1.900
60-80	11.500-15.200	5.800-7.600	3.900-5.000	2.900-3.800	2.300-3.000	2.000-2.500	1.700-2.100
50-85	9.600-16.200	4.800-8.100	3.200-5.400	2.400-4.000	2.000-3.200	1.600-2.700	1.400-2.300
60-100	11.500-19.000	5.800-9.500	3.900-6.300	2.900-4.700	2.300-3.800	2.000-3.100	1.700-2.700
60-100	11.500-19.000	5.800-9.500	3.900-6.300	2.900-4.700	2.300-3.800	2.000-3.100	1.700-2.700
50-80	9.600-15.200	4.800-7.600	3.200-5.000	2.400-3.800	2.000-3.000	1.600-2.500	1.400-2.100
15-40	2.900-7.600	1.500-3.800	1.000-2.500	800-1.900	600-1.500	500-1.200	500-1.000
15-40	2.900-7.600	1.500-3.800	1.000-2.500	800-1.900	600-1.500	500-1.200	500-1.000
15-40	2.900-7.600	1.500-3.800	1.000-2.500	800-1.900	600-1.500	500-1.200	500-1.000
50-90	9.600-17.100	4.800-8.500	3.200-5.700	2.400-4.200	2.000-3.400	1.600-2.800	1.400-2.400
40-65	7.700-12.400	3.900-6.200	2.600-4.100	2.000-3.100	1.600-2.400	1.300-2.000	1.100-1.700
50-85	9.600-16.200	4.800-8.100	3.200-5.400	2.400-4.000	2.000-3.200	1.600-2.700	1.400-2.300
60-100	11.500-19.000	5.800-9.500	3.900-6.300	2.900-4.700	2.300-3.800	2.000-3.100	1.700-2.700
19-36	3.600-6.800	1.800-3.400	1.200-2.300	900-1.700	700-1.300	600-1.100	500-900
50-85	9.600-16.200	4.800-8.100	3.200-5.400	2.400-4.000	2.000-3.200	1.600-2.700	1.400-2.300
50-85	9.600-16.200	4.800-8.100	3.200-5.400	2.400-4.000	2.000-3.200	1.600-2.700	1.400-2.300
60-100	11.500-19.000	5.800-9.500	3.900-6.300	2.900-4.700	2.300-3.800	2.000-3.100	1.700-2.700
60-100	11.500-19.000	5.800-9.500	3.900-6.300	2.900-4.700	2.300-3.800	2.000-3.100	1.700-2.700
50-85	9.600-16.200	4.800-8.100	3.200-5.400	2.400-4.000	2.000-3.200	1.600-2.700	1.400-2.300
30-60	5.800-11.400	2.900-5.700	2.000-3.800	1.500-2.800	1.200-2.200	1.000-1.900	900-1.600
50-80	9.600-15.200	4.800-7.600	3.200-5.000	2.400-3.800	2.000-3.000	1.600-2.500	1.400-2.100
50-80	9.600-15.200	4.800-7.600	3.200-5.000	2.400-3.800	2.000-3.000	1.600-2.500	1.400-2.100
60-100	11.500-19.000	5.800-9.500	3.900-6.300	2.900-4.700	2.300-3.800	2.000-3.100	1.700-2.700
40-80	7.700-15.200	3.900-7.600	2.600-5.000	2.000-3.800	1.600-3.000	1.300-2.500	1.100-2.100



**Wood**



**Execution:** Universal saw blades for use on portable machines.  
**Application:** Suitable for all types of wood (no metal inclusions like nails), particle boards, laminated boards, laminate, acrylic glass (Plexiglas®), plastic profiles etc.

d <sub>1</sub>	Z	Z <sub>1</sub>	d <sub>6</sub>	W	b	PG	Info	pcs/PU	Item no.	€/PU
100	6	WZ	22	3,97	2,8	-		1	553.0005	<b>32,25</b>
100	12	WZ	22	3,97	2,8	-	Suitable for Lamello	1	553.0010	<b>53,29</b>
120	24	WZ	20	1,8	1,2	-	Suitable for MAFELL	1	553.0015	<b>35,09</b>
120	40	TF-Uni	20	1,8	1,2	-	Suitable for MAFELL	1	553.0020	<b>65,16</b>
125	24	WZ	20	2,6	1,6	-		1	553.0025	<b>34,44</b>
130	24	WZ	20	2,6	1,6	-		1	553.0030	<b>34,44</b>
130	36	WZ	20	2,6	1,6	-		1	553.0035	<b>42,76</b>
140	24	WZ	20	2,6	1,6	-		1	553.0040	<b>34,44</b>
140	36	WZ	20	2,6	1,6	-		1	553.0045	<b>42,76</b>
150	12	WZ	20	2,6	1,6	-		1	553.0050	<b>30,06</b>
150	24	WZ	20	2,6	1,6	-		1	553.0055	<b>34,44</b>
150	36	WZ	20	2,6	1,6	-		1	553.0060	<b>45,83</b>
150	48	WZ	20	2,6	1,6	-		1	553.0065	<b>58,98</b>
160	12	WZ	20	2,6	1,6	-		1	553.0080	<b>30,06</b>
160	16	WZ	20	1,8	1,2	-		1	553.0085	<b>47,33</b>
160	24	WZ	20	1,8	1,2	-	Suitable for MAFELL	1	553.0090	<b>54,30</b>
160	24	WZ	20	2,2	1,6	-		1	553.0095	<b>36,19</b>
160	24	WZ	20	2,6	1,6	2/6/32		1	553.0100	<b>36,63</b>
160	28	WZ	20	2,2	1,6	-	Suitable for FESTOOL	1	553.0105	<b>54,60</b>
160	32	WZ	20	1,8	1,2	-	Suitable for MAFELL	1	553.0115	<b>63,81</b>
160	36	WZ	20	2,6	1,6	-		1	553.0120	<b>49,78</b>
160	48	TF-Uni	20	1,8	1,2	-	Suitable for MAFELL	1	553.0130	<b>92,67</b>
160	48	TF-Uni	20	2,2	1,8	-		1	553.0131	<b>67,14</b>
160	48	WZ	20	2,2	1,6	-	Suitable for FESTOOL	1	553.0135	<b>72,12</b>
160	48	WZ	20	2,6	1,6	2/6/32		1	553.0140	<b>61,17</b>
160	56	TF-Uni	20	1,8	1,2	-	Suitable for MAFELL	1	553.0145	<b>102,25</b>
160	24	WZ	30	2,6	1,6	-		1	553.0150	<b>36,63</b>
160	36	WZ	30	2,6	1,6	-		1	553.0155	<b>49,78</b>
160	48	WZ	30	2,6	1,6	-		1	553.0160	<b>61,17</b>
165	24	WZ	20	2,8	1,8	-		1	553.0165	<b>36,63</b>
165	36	WZ	20	1,8	1,2	-		1	553.0167	<b>106,06</b>
165	48	WZ	20	2,6	1,6	-		1	553.0170	<b>62,04</b>
170	24	WZ	30	2,6	1,6	-		1	553.0180	<b>37,50</b>
180	30	WZ	30	2	1,2	-	Suitable for MAFELL	1	553.0200	<b>47,58</b>
182	24	WZ	16	2,8	1,8	-		1	553.0210	<b>39,70</b>
182	24	WZ	20	2,8	1,8	-		1	553.0215	<b>39,70</b>
182	40	WZ	20	2,8	1,8	-		1	553.0220	<b>59,41</b>
182	24	WZ	30	2,8	1,8	-		1	553.0225	<b>39,70</b>
182	40	WZ	30	2,8	1,8	-		1	553.0230	<b>59,41</b>
190	14	WZ	16	2,8	1,8	-		1	553.0235	<b>33,13</b>
190	24	WZ	16	2,8	1,8	-		1	553.0240	<b>41,89</b>
190	24	WZ	20	2,8	1,8	-		1	553.0245	<b>41,89</b>
190	30	WZ	20	2,8	1,8	-		1	553.0250	<b>44,07</b>
190	48	WZ	20	2,8	1,8	-		1	553.0255	<b>64,24</b>
190	14	WZ	30	2,8	1,8	-		1	553.0260	<b>33,13</b>
190	16	WZ	30	2,8	1,8	2/7/42	Suitable for FESTOOL	1	553.0265	<b>34,44</b>
190	24	WZ	30	2,5	1,8	-	Suitable for MAFELL	1	553.0275	<b>50,65</b>
190	24	WZ	30	2,8	1,8	2/7/42		1	553.0280	<b>41,89</b>
190	30	WZ	30	2,8	1,8	2/7/42		1	553.0285	<b>44,07</b>
190	32	WZ	30	2,8	1,8	-	Suitable for FESTOOL	1	553.0290	<b>65,12</b>
190	36	WZ	30	2	1,2	-	Suitable for MAFELL	1	553.0295	<b>52,84</b>
190	48	WZ	30	2,8	1,8	2/7/42		1	553.0310	<b>64,24</b>
190	48	WZ	30	2,8	1,8	-	Suitable for FESTOOL	1	553.0315	<b>78,26</b>
190	56	WZ	30	2,8	1,8	2/7/42		1	553.0320	<b>68,61</b>
190	16	WZ	Ster	2,6	2	-	Suitable for FESTOOL	1	553.0325	<b>57,23</b>

d <sub>1</sub>	Z	Z <sub>f</sub>	d <sub>6</sub>	W	b	PG	Info	pcs/PU	Item no.	€/PU
190	32	WZ	Ster	2,6	2	-	Suitable for FESTOOL	1	553.0330	71,24
190	48	WZ	Ster	2,4	1,8	-	Suitable for FESTOOL	1	553.0335	85,27
200	18	WZ	30	2,8	1,8	-		1	553.0340	40,80
200	36	WZ	30	2,8	1,8	-		1	553.0350	48,25
200	48	WZ	30	2,8	1,8	2/7/42		1	553.0355	64,02
200	64	WZ	30	2,8	1,8	2/7/42		1	553.0360	77,17
210	18	WZ	30	2,6	1,8	-	Suitable for FESTOOL	1	553.0365	58,77
210	18	WZ	30	2,8	1,8	-		1	553.0370	40,80
210	30	WZ	30	2,8	1,8	2/7/42		1	553.0380	45,18
210	36	WZ	30	2,4	1,8	-	Suitable for FESTOOL	1	553.0385	74,54
210	48	WZ	30	2,8	1,8	2/7/42		1	553.0395	64,02
210	52	WZ	30	2,4	1,8	-	Suitable for FESTOOL	1	553.0400	88,56
210	64	WZ	30	2,8	1,8	2/7/42		1	553.0405	77,17
216	24	WZ neg	30	2,8	1,8	2/7/42		1	553.0410	48,25
216	48	WZ neg	30	2,8	1,8	2/7/42		1	553.0415	68,40
216	60	WZ neg	30	2,8	1,8	2/7/42		1	553.0420	74,97
216	80	WZ neg	30	2,8	1,8	2/7/42		1	553.0425	86,37
220	48	WZ	30	2,8	1,8	-		1	553.0435	68,40
220	64	WZ	30	2,8	1,8	-		1	553.0440	79,36
225	24	WZ	30	2,8	1,8	2/7/42		1	553.0445	43,86
225	32	WZ	30	2,5	1,8	-	Suitable for MAFELL	1	553.0450	51,75
225	32	WZ	30	2,6	1,8	-	Suitable for FESTOOL	1	553.0455	74,54
225	48	WZ	30	2,5	1,8	-	Suitable for MAFELL	1	553.0460	65,77
225	48	WZ	30	2,6	1,8	-	Suitable for FESTOOL	1	553.0465	88,56
225	48	WZ	30	2,8	1,8	-	Suitable for FESTOOL	1	553.0470	68,40
230	12	WZ	30	2,5	1,8	-	Suitable for MAFELL	1	553.0475	44,74
230	24	WZ	30	2,5	1,8	-	Suitable for MAFELL	1	553.0485	55,26
230	24	WZ	30	2,8	1,8	2/7/42		1	553.0490	46,06
230	56	WZ	30	2,5	1,8	-	Suitable for MAFELL	1	553.0495	83,31
232	36	WZ	30	2,8	1,8	2/7/42		1	553.0510	54,38
232	48	WZ	30	2,8	1,8	2/7/42		1	553.0515	68,40
232	64	WZ	30	2,8	1,8	2/7/42		1	553.0520	79,36
235	30	WZ	30	3,0	2,0	-		1	553.0527	74,05
237	12	WZ	30	2,5	1,8	-	Suitable for MAFELL	1	553.0530	46,01
237	24	WZ	30	2,5	1,8	-	Suitable for MAFELL	1	553.0535	56,53
237	56	WZ	30	2,5	1,8	-	Suitable for MAFELL	1	553.0540	84,58
240	22	WZ	30	2,8	1,8	-	Suitable for FESTOOL	1	553.0545	72,30
240	24	WZ	30	3	2	-		1	553.0550	48,64
240	32	WZ	30	2,8	1,8	-	Suitable for FESTOOL	1	553.0555	81,07
240	36	WZ	30	3	2	-		1	553.0560	57,84
240	48	WZ	30	2,8	1,8	-	Suitable for FESTOOL	1	553.0565	95,09
240	48	WZ	30	3,0	2,0	-		1	553.0570	70,99

### TCT saw blade for cordless saws, OPTI-LINE

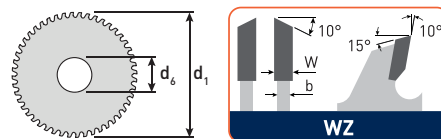


Wood

OPTI-LINE



**Extra-thin saw blades especially for cordless saws**



**Execution:** Extra-thin universal TCT saw blade, especially for cordless saws.

**Application:** Suitable for all types of wood (no metal inclusions like nails), particle boards, laminated boards, laminate, acrylic glass (Plexiglas®), plastic profiles etc.

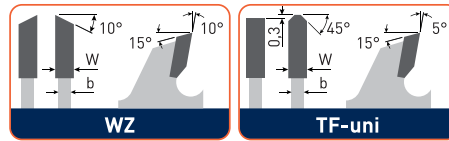
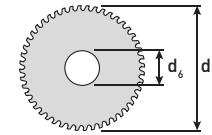
d <sub>1</sub>	Z	Z <sub>f</sub>	d <sub>6</sub>	W	b	PG	Info	pcs/PU	Item no.	€/PU
136	18	WZ	20	1,5	1,0	-		1	553.0036	23,10
160	24	WZ	20	1,8	1,2	-		1	553.0091	32,22
160	40	WZ	20	1,8	1,2	-		1	553.0128	39,48
165	24	WZ	20	1,8	1,2	-		1	553.0166	32,82
165	36	WZ	20	1,8	1,2	-		1	553.0168	38,16
190	24	WZ	30	1,7	1,2	-		1	553.0239	38,40
235	18	WZ	30	2,0	1,4	-		1	553.0524	49,92

**TCT saw blade for portable saws, OPTI-LINE**



**Wood**

**OPTI-LINE**



**Execution:** Universal saw blades for use on portable machines.

**Application:** Suitable for all types of wood (no metal inclusions like nails), particle boards, laminated boards, laminate, Trespa, acrylic glass (Plexiglas®), plastic profiles etc.



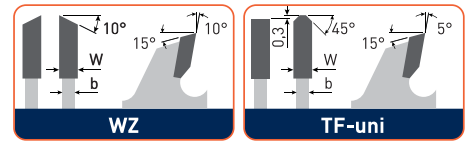
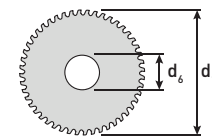
d <sub>1</sub>	Z	Z <sub>f</sub>	d <sub>6</sub>	W	b	PG	Info	pcs/PU	Item no.	€ / PU
160	48	TF-Uni	20	2,2	1,6	-	Suitable for FESTOOL	1	553.0132	<b>35,34</b>
160	48	WZ	20	2,2	1,6	-	Suitable for FESTOOL	1	553.0136	<b>35,34</b>
235	24	WZ	30	2,8	1,8	-		1	553.0526	<b>40,70</b>

**TCT saw blade for cordless saws**



**Wood**

**Saw blades suitable for cordless saws**



**Execution:** Extra-thin universal TCT saw blade, especially for cordless saws.

**Application:** Suitable for all types of wood (no metal inclusions like nails), particle boards, laminated boards, laminate, acrylic glass (Plexiglas®), plastic profiles etc.



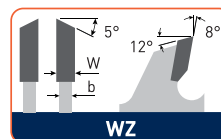
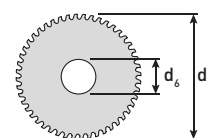
d <sub>1</sub>	Z	Z <sub>f</sub>	d <sub>6</sub>	W	b	Execution	Info	pcs/PU	Item no.	€ / PU
120	24	WZ	20	1,8	1,2		Suitable for MAFELL	1	553.0015	<b>35,09</b>
120	40	TF-Uni	20	1,8	1,2		Suitable for MAFELL	1	553.0020	<b>65,16</b>
136	18	WZ	20	1,5	1,0	'OPTI'		1	553.0036	<b>23,10</b>
160	16	WZ	20	1,8	1,2			1	553.0085	<b>47,33</b>
160	24	WZ	20	1,8	1,2		Suitable for MAFELL	1	553.0090	<b>54,30</b>
160	24	WZ	20	1,8	1,2	'OPTI'		1	553.0091	<b>32,22</b>
160	32	WZ	20	1,8	1,2		Suitable for MAFELL	1	553.0115	<b>63,81</b>
160	40	WZ	20	1,8	1,2	'OPTI'		1	553.0128	<b>39,48</b>
160	48	TF-Uni	20	1,8	1,2		Suitable for MAFELL	1	553.0130	<b>92,67</b>
160	56	TF-Uni	20	1,8	1,2		Suitable for MAFELL	1	553.0145	<b>102,25</b>
165	24	WZ	20	1,8	1,2	'OPTI'		1	553.0166	<b>32,82</b>
165	36	WZ	20	1,8	1,2	'OPTI'		1	553.0168	<b>38,16</b>
180	30	WZ	30	2	1,2		Suitable for MAFELL	1	553.0200	<b>47,58</b>
190	24	WZ	30	1,7	1,2	'OPTI'		1	553.0239	<b>38,40</b>
190	24	WZ	30	2,5	1,8		Suitable for MAFELL	1	553.0275	<b>50,65</b>
190	36	WZ	30	2	1,2		Suitable for MAFELL	1	553.0295	<b>52,84</b>
225	32	WZ	30	2,5	1,8		Suitable for MAFELL	1	553.0450	<b>51,75</b>
225	48	WZ	30	2,5	1,8		Suitable for MAFELL	1	553.0460	<b>65,77</b>
230	12	WZ	30	2,5	1,8		Suitable for MAFELL	1	553.0475	<b>44,74</b>
230	24	WZ	30	2,5	1,8		Suitable for MAFELL	1	553.0485	<b>55,26</b>
230	56	WZ	30	2,5	1,8		Suitable for MAFELL	1	553.0495	<b>83,31</b>
235	18	WZ	30	2,0	1,4	'OPTI'		1	553.0524	<b>49,92</b>
237	12	WZ	30	2,5	1,8		Suitable for MAFELL	1	553.0530	<b>46,01</b>
237	24	WZ	30	2,5	1,8		Suitable for MAFELL	1	553.0535	<b>56,53</b>
237	56	WZ	30	2,5	1,8		Suitable for MAFELL	1	553.0540	<b>84,58</b>



**TCT multi-purpose saw blade**



**Wood**



**Execution:** Positive cutting angle with alternating top-bevel geometry.

**Application:** Ideal for any construction site. Suitable for wood, firewood with inclusions, drywall, mineral material boards etc.

**Remark:** Pinholes "Combi 1" = 2/7/42 + 2/9/46 + 2/10/60

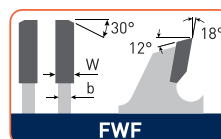
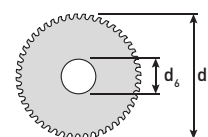


d <sub>1</sub>	Z	Z <sub>f</sub>	d <sub>6</sub>	W	b	PG	Info	pcs/PU	Item no.	€/PU
160	24	WZ	20	2,8	1,6	2/6/32		1	553.1010	46,70
180	30	WZ	30	2,8	1,8	-		1	553.1025	51,97
182	30	WZ	20	2,8	1,8	-		1	553.1030	54,41
190	30	WZ	30	2,8	1,8	2/7/42		1	553.1035	54,16
200	30	WZ	30	2,8	1,8	-		1	553.1040	56,14
210	34	WZ	30	2,8	1,8	-		1	553.1045	58,32
216	34	WZ	30	2,8	1,8	-		1	553.1050	60,52
232	34	WZ	30	2,8	1,8	2/10/154 + 2/7/42		1	553.1055	60,52
250	42	WZ	30	3,0	2,0	Combi 1		1	553.1065	77,56
260	42	WZ	30	3,0	2,0	-		1	553.1070	84,58
270	42	WZ	30	3,2	2,2	-		1	553.1075	85,36
300	48	WZ	30	3,2	2,2	Combi 1		1	553.1080	89,74
315	48	WZ	30	3,2	2,2	Combi 1		1	553.1085	91,50
350	54	WZ	30	3,2	2,2	Combi 1		1	553.1090	116,47
400	60	WZ	30	3,5	2,5	Combi 1		1	553.1095	129,62
450	66	WZ	30	3,5	2,5	Combi 1		1	553.1100	146,36
500	72	WZ	30	4,0	2,8	2/10/60		1	553.1105	193,25
600	78	WZ	30	4,2	2,9	Combi 1		1	553.1110	237,50
700	84	WZ	30	4,2	3,2	Combi 1		1	553.1115	293,15
700	84	WZ	35	4,2	3,2	-		1	553.1120	293,15

**TCT saw blade for construction sites**



**Wood**



**Execution:** Positive cutting angle with flat bevel geometry.

**Application:** Ideal for any construction site. Suitable for wood, fibre cement [Eternit®], aerated concrete [Ytong®] etc.

**Remark:** Pinholes "Combi 1" = 2/7/42 + 2/9/46 + 2/10/60

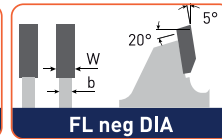
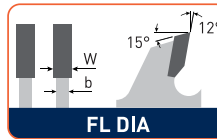
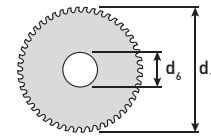


d <sub>1</sub>	Z	Z <sub>f</sub>	d <sub>6</sub>	W	b	PG	Info	pcs/PU	Item no.	€/PU
300	24	FWF	30	3,2	2,2	Combi 1		1	553.2005	65,20
315	24	FWF	30	3,2	2,2	Combi 1		1	553.2010	66,52
350	28	FWF	30	3,5	2,5	Combi 1		1	553.2015	80,97
400	32	FWF	30	4,2	2,8	Combi 1		1	553.2020	81,85
450	32	FWF	30	4,2	2,8	Combi 1		1	553.2025	102,10
500	36	FWF	30	4,2	2,8	Combi 1		1	553.2030	124,01
600	40	FWF	30	4,2	3,0	Combi 1		1	553.2035	195,44
700	46	FWF	30	4,4	3,2	Combi 1		1	553.2040	255,04

PCD saw blade DIAMOND



Wood



**Execution:** PCD (Polycrystalline diamond) tipped teeth with flat tooth geometry. Blade with Low-Noise technology.

**Application:** Specifically for sawing of extremely abrasive materials like fibre cement (Eternit®), aerated concrete (Ytong®), mineral material boards (Corian®) etc.

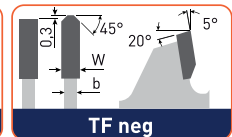
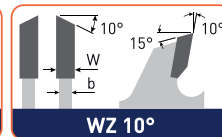
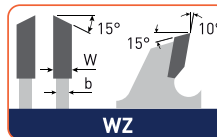
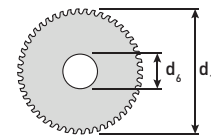
**Remark:** Pinholes "Combi 1" = 2/7/42 + 2/9/46 + 2/10/60  
LN: Circular saw blade with "Low-Noise" technology

d <sub>1</sub>	Z	Z <sub>f</sub>	LN	d <sub>6</sub>	W	b	PG	Info	pcs/PU	Item no.	€ / PU
160	8	FL DIA	●	20	2,2	1,6	2/6/32	Suitable for FESTOOL	1	553.3006	131,25
136	4	FL DIA	●	20	1,6	1,2	-		1	553.3001	52,31
160	4	FL DIA	●	20	1,8	1,4	2/6/32		1	553.3004	66,76
190	4	FL DIA	●	30	1,8	1,5	-		1	553.3014	72,09
210	6	FL DIA	●	30	2,0	1,5	-		1	553.3019	112,26
230	6	FL DIA	●	30	2,0	1,5	-		1	553.3029	117,20
250	8	FL DIA	●	30	2,2	1,6	Combi 1		1	553.3034	171,54
300	12	FL DIA	●	30	2,2	1,6	Combi 1		1	553.3044	239,03

TCT window frame and glazing bar saw blade



Wood



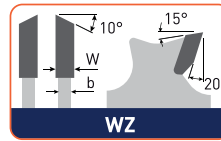
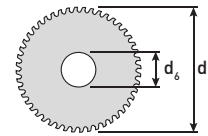
**Execution:** Close pitch TCT saw blades for fine cuts.

**Application:** Suitable for thinwalled workpieces of wood or plastic (like for example window frames, glass bars), acrylic glass (Plexiglas®), etc.

d <sub>1</sub>	Z	Z <sub>f</sub>	d <sub>6</sub>	W	b	PG	Info	pcs/PU	Item no.	€ / PU
160	48	WZ	20	2,2	1,6	-		1	553.4005	70,37
160	48	WZ 10°	20	2,2	1,8	-		1	553.4010	70,37
165	56	WZ 23°	20	1,5	1,2	-		1	553.4012	131,03
200	100	TF neg	30	2,2	1,8	-		1	553.4015	176,20
200	100	TF neg	32	2,2	1,8	-		1	553.4020	176,20
250	120	WZ 10°	20	2,2	1,8	-		1	553.4025	188,87



Wood



**Execution:** TCT teeth with a strong positive cutting angle in alternating top-bevel geometry, placed in an elevated support with anti-kick-back technology.

**Application:** Ideal for rip sawing and multiple panel sizing/ripping of solid wood (soft and hard), firewood and insulation materials.

**Remark:** Pinholes "Combi 1" = 2/7/42 + 2/9/46 + 2/10/60

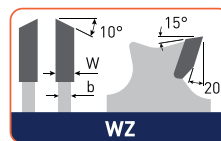
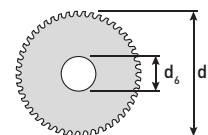
d <sub>1</sub>	Z	Z <sub>f</sub>	d <sub>6</sub>	W	b	PG	Info	pcs/PU	Item no.	€/ PU
250	24	WZ	30	3,2	2,2	Combi 1		1	554.0005	53,02
300	24	WZ	30	3,2	2,2	-		1	554.0010	60,82
300	28	WZ	30	3,2	2,2	Combi 1		1	554.0015	69,59
315	28	WZ	30	3,2	2,2	Combi 1		1	554.0020	73,97
350	24	WZ	30	3,5	2,5	Combi 1		1	554.0030	74,40
350	32	WZ	30	3,5	2,5	Combi 1		1	554.0035	76,60
400	28	WZ	30	3,5	2,5	Combi 1		1	554.0040	94,13
400	36	WZ	30	3,5	2,5	Combi 1		1	554.0045	98,94
450	32	WZ	30	4,0	2,8	Combi 1		1	554.0050	102,10
450	40	WZ	30	4,0	2,8	Combi 1		1	554.0055	110,87
500	36	WZ	30	4,0	2,8	Combi 1		1	554.0060	124,01
500	44	WZ	30	4,0	2,8	Combi 1		1	554.0065	133,21
550	48	WZ	30	4,2	2,8	Combi 1		1	554.0070	205,08
600	40	WZ	30	4,2	2,8	Combi 1 + 2/12/72		1	554.0075	195,44
600	54	WZ	30	4,2	2,8	Combi 1 + 2/12/72		1	554.0080	210,78
700	46	WZ	30	4,4	3,2	Combi 1		1	554.0085	255,04
700	60	WZ	30	4,4	3,2	Combi 1		1	554.0090	270,81

TCT rip saw blade with anti-kick-back, OPTI-LINE



Wood

OPTI-LINE



**Execution:** TCT teeth with a strong positive cutting angle in alternating top-bevel geometry, placed in an elevated support with anti-kick-back technology.

**Application:** Ideal for rip sawing and multiple panel sizing/ripping of solid wood (soft and hard), firewood and insulation materials.  
**Suitable for sawing aerated concrete (Ytong®)**

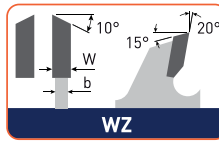
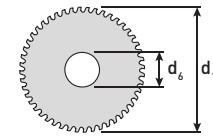
**Remark:** Pinholes "Combi 1" = 2/7/42 + 2/9/46 + 2/10/60

d <sub>1</sub>	Z	Z <sub>f</sub>	d <sub>6</sub>	W	b	PG	Info	pcs/PU	Item no.	€/ PU
270	18	WZ	30	3,0	2,0	Combi 1		1	554.0007	44,24

**TCT rip saw blade without anti-kick-back**



**Wood**



**Execution:** TCT teeth with a strong positive cutting angle in alternating top-level geometry.


**Application:** Ideal for rip sawing and multiple panel sizing/ripping of solid wood (soft and hard).

**Remark:** Pinholes "Combi 1" = 2/7/42 + 2/9/46 + 2/10/60

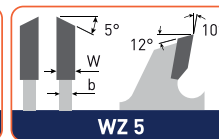
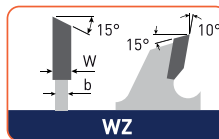
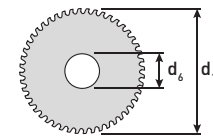


d <sub>1</sub>	Z	Z <sub>f</sub>	d <sub>6</sub>	W	b	PG	Info	pcs/PU	Item no.	€ / PU
250	24	WZ	30	3,2	2,2	Combi 1		1	554.1005	<b>53,02</b>
300	24	WZ	30	3,2	2,2	Combi 1		1	554.1010	<b>60,82</b>
330	24	WZ	30	3,2	2,2	-	Suitable for MAFELL	1	554.1015	<b>78,05</b>
330	40	WZ	30	3,2	2,2	-	Suitable for MAFELL	1	554.1020	<b>92,07</b>
370	26	WZ	30	4,2	2,2	-	Suitable for MAFELL	1	554.1025	<b>93,68</b>
400	28	WZ	30	3,5	2,5	Combi 1		1	554.1030	<b>98,94</b>
410	28	WZ	30	4,2	2,5	-		1	554.1035	<b>98,60</b>
450	20	WZ	30	4,2	2,5	-	Suitable for MAFELL	1	554.1040	<b>107,80</b>
450	40	WZ	30	4,0	2,8	Combi 1		1	554.1045	<b>110,87</b>
500	44	WZ	30	4,2	2,8	Combi 1		1	554.1050	<b>133,21</b>

**TCT rip and cross cut saw blade**



**Wood**



**Execution:** TCT teeth with positive cutting angle in alternating top-level geometry. Close pitch for fine cuts.

**Application:** Wide application range on many materials such as solid wood (soft and hard), precious woods like Bankirai, laminated wood (Trespa®, Resopal®), MDF, OSB, parquet, wooden profiles, particle boards, laminate, etc.

**Remark:** Pinholes "Combi 1" = 2/7/42 + 2/9/46 + 2/10/60



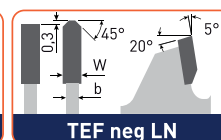
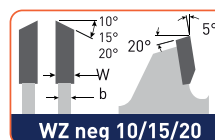
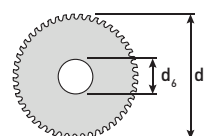
d <sub>1</sub>	Z	Z <sub>f</sub>	d <sub>6</sub>	W	b	PG	Info	pcs/PU	Item no.	€ / PU
180	30	WZ	30	3,2	2,2	-		1	554.2005	<b>49,70</b>
232	24	WZ	30	3,2	2,2	2/7/42		1	554.2010	<b>53,98</b>
250	24	WZ	30	2,8	1,8	-	Suitable for MAFELL	1	554.2015	<b>63,82</b>
250	24	WZ	30	3,2	2,2	Combi 1		1	554.2020	<b>54,38</b>
250	30	WZ	30	3,2	2,2	Combi 1		1	554.2025	<b>59,33</b>
250	40	WZ	30	2,8	1,8	-	Suitable for MAFELL	1	554.2030	<b>78,21</b>
250	40	WZ	30	3,2	2,2	Combi 1		1	554.2035	<b>66,07</b>
250	42	WZ	30	3,2	2,2	Combi 1		1	554.2040	<b>66,07</b>
250	48	WZ	30	3,2	2,2	Combi 1		1	554.2045	<b>70,56</b>
250	60	WZ	30	2,8	1,8	-		1	554.2050	<b>96,18</b>
250	60	WZ	30	3,2	2,2	Combi 1		1	554.2055	<b>83,15</b>
250	80	WZ	30	3,2	2,2	Combi 1		1	554.2060	<b>96,63</b>
260	24	WZ	30	3,2	2,2	Combi 1		1	554.2065	<b>61,58</b>
260	48	WZ	30	3,2	2,2	Combi 1		1	554.2070	<b>70,56</b>

d <sub>1</sub>	Z	Z <sub>f</sub>	d <sub>6</sub>	W	b	PG	Info	pcs/PU	Item no.	€ / PU
260	60	WZ	30	3,2	2,2	Combi 1		1	554.2075	89,89
270	24	WZ	30	3,2	2,2	Combi 1		1	554.2080	76,32
270	60	WZ	30	3,2	2,2	-		1	554.2085	93,84
300	24	WZ	30	3,2	2,2	Combi 1		1	554.2090	62,38
300	36	WZ	30	3,2	2,2	Combi 1		1	554.2095	80,36
300	48	WZ	30	3,2	2,2	Combi 1		1	554.2100	82,61
300	60	WZ	30	3,2	2,2	Combi 1		1	554.2105	93,84
300	72	WZ	30	3,2	2,2	Combi 1		1	554.2110	101,04
300	96	WZ	30	3,2	2,2	Combi 1		1	554.2115	121,26
315	36	WZ	30	3,2	2,2	Combi 1		1	554.2120	80,81
315	48	WZ	30	3,2	2,2	Combi 1		1	554.2125	86,66
315	60	WZ	30	3,2	2,2	Combi 1		1	554.2130	101,93
315	72	WZ	30	3,2	2,2	Combi 1		1	554.2135	116,31
335	36	WZ	30	3,2	2,2	Combi 1		1	554.2140	84,09
335	60	WZ	30	3,2	2,2	Combi 1		1	554.2145	95,33
350	42	WZ	30	3,5	2,5	Combi 1		1	554.2150	94,88
350	54	WZ	30	3,5	2,5	Combi 1		1	554.2155	108,81
350	72	WZ	30	3,5	2,5	Combi 1		1	554.2160	122,29
350	84	WZ	30	3,5	2,5	Combi 1		1	554.2165	129,03
350	108	WZ	30	3,5	2,5	Combi 1		1	554.2170	155,10
400	48	WZ	30	3,5	2,5	Combi 1		1	554.2180	114,97
400	60	WZ	30	3,5	2,5	Combi 1		1	554.2185	130,70
400	84	WZ	30	3,5	2,5	Combi 1		1	554.2190	146,87
400	96	WZ	30	3,5	2,5	Combi 1		1	554.2195	155,86
400	120	WZ	30	3,5	2,5	Combi 1		1	554.2200	176,54
450	108	WZ	30	4,0	2,8	Combi 1		1	554.2205	264,72
500	60	WZ 5	30	4,5	3,6	6/8,5/80	Suitable for MULAG	1	554.2210	520,20
500	72	WZ	30	4,0	2,8	Combi 1		1	554.2215	195,95

### TCT chop and mitre saw blade



Wood



**Execution:** TCT teeth with negative cutting angle in alternating top-bevel geometry.

**Application:** Wide application range due to negative and therefore strong geometry. For chop and mitre applications on all popular types of wood.

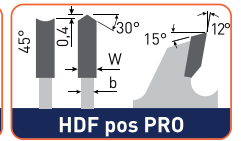
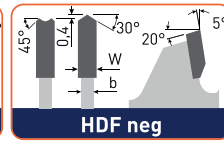
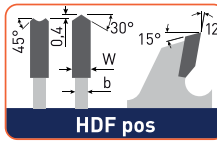
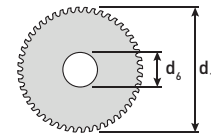
**Remark:** Pinholes "Combi 1" = 2/7/42 + 2/9/46 + 2/10/60  
LN: Circular saw blade with "Low-Noise" technology

d <sub>1</sub>	Z	Z <sub>f</sub>	LN	d <sub>6</sub>	W	b	PG	Info	pcs/PU	Item no.	€ / PU
250	24	WZ neg 10	-	30	3,2	2,2	Combi 1		1	554.3005	53,02
250	48	WZ neg 15	-	30	3,2	2,2	Combi 1		1	554.3010	82,38
250	60	WZ neg 15	-	30	3,2	2,2	Combi 1		1	554.3015	82,82
250	80	WZ neg 15	-	30	3,2	2,2	Combi 1		1	554.3020	101,66
260	48	WZ neg 10	-	30	2,5	1,8	Combi 1		1	554.3025	87,21
260	60	WZ neg 10	-	30	2,5	1,8	Combi 1		1	554.3030	98,16
260	60	WZ neg 15	-	30	2,5	1,8	-	Suitable for FESTOOL	1	554.3035	102,98
260	80	WZ neg 15	-	30	2,5	1,8	-	Suitable for FESTOOL	1	554.3040	120,51
305	32	WZ neg 10	-	30	2,6	1,8	Combi 1		1	554.3045	97,19
305	60	WZ neg 15	-	30	2,6	1,8	Combi 1		1	554.3050	113,84
305	80	TF neg	●	30	2,6	1,8	Combi 1		1	554.3055	147,15
305	96	WZ neg 15	-	30	3,2	2,2	Combi 1		1	554.3060	172,12
350	64	WZ neg 20	-	30	3,5	2,5	Combi 1		1	554.3065	134,13
400	48	WZ neg 10	-	30	3,5	2,5	Combi 1		1	554.3070	122,61
420	54	WZ neg 10	-	40	4,2	2,8	-		1	554.3075	148,11
420	84	WZ neg 10	-	40	4,2	2,8	-		1	554.3076	297,98
450	60	WZ neg 10	-	30	4,4	2,8	Combi 1		1	554.3080	207,71

TCT panel sizing saw blade Hollow/Roof



Wood



**Execution:** TCT teeth in alternating hollow/roof geometry.

**Application:** Panel sizing with or without scoring. Suitable for all types of wood and particle boards based on wood, precious wood (like Bankirai), profiles (wood) and other laminated boards.

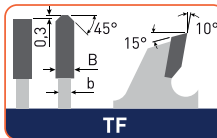
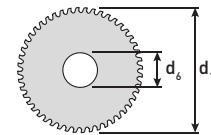
**Remark:** Pinholes "Combi 1" = 2/7/42 + 2/9/46 + 2/10/60  
LN: Circular saw blade with "Low-Noise" technology

d <sub>1</sub>	Z	Z <sub>f</sub>	LN	d <sub>6</sub>	W	b	PG	Info	pcs/PU	Item no.	€ / PU
250	48	HDF pos	-	30	3,2	2,2	Combi 1		1	554.4010	130,15
250	48	HDF neg	-	30	3,2	2,2	Combi 1		1	554.4015	130,15
303	60	HDF pos	-	30	3,2	2,2	Combi 1		1	554.4020	157,66
303	60	HDF pos	●	30	3,2	2,2	Combi 1		1	554.4025	157,66
303	60	HDF neg	-	30	3,2	2,2	Combi 1		1	554.4030	157,66
303	60	HDF pos PRO	●	30	3,2	2,2	Combi 1	Professional	1	554.4035	202,36
303	60	HDF pos PRO	●	30	3,5	2,5	Combi 1	Professional	1	554.4040	239,61
303	72	HDF pos	-	30	3,2	2,2	Combi 1		1	554.4045	180,01
350	72	HDF pos	-	30	3,5	2,5	Combi 1		1	554.4050	206,44
400	78	HDF pos	-	30	3,2	2,2	Combi 1		1	554.4055	223,83

TCT panel sizing saw blade Trapezium/Flat



Wood



**Execution:** TCT teeth in alternating trapezium-flat geometry.

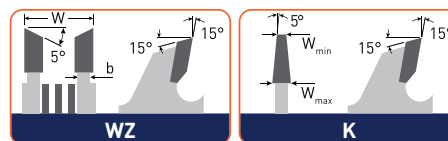
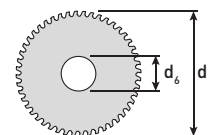
**Application:** Panel sizing with or without scoring. Suitable for all types of wood and particle boards based on wood, precious wood (like Bankirai), profiles (wood), laminated boards, HPL composites (Trespa®, Resopal®), etc.

**Remark:** Pinholes "Combi 1" = 2/7/42 + 2/9/46 + 2/10/60

d <sub>1</sub>	Z	Z <sub>f</sub>	d <sub>6</sub>	W	b	PG	Info	pcs/PU	Item no.	€ / PU
160	48	TF	20	2,2	1,8	-	Suitable for FESTOOL	1	554.5005	109,81
200	64	TF	30	3,2	2,2	-		1	554.5010	101,71
220	64	TF	30	3,2	2,2	2/7/42		1	554.5015	103,90
250	60	TF	30	3,2	2,2	Combi 1		1	554.5020	99,47
250	80	TF	30	3,2	2,2	Combi 1		1	554.5025	117,44
300	72	TF	30	3,2	2,2	Combi 1		1	554.5030	127,42
300	96	TF	30	3,2	2,2	Combi 1		1	554.5035	152,84
350	108	TF	30	3,5	2,5	Combi 1		1	554.5040	184,09



**Wood**



**Execution:** 1 pc sets: conical scoring blade  
2 pc sets: 1 blade with left and 1 blade with right TCT teeth with top-bevel geometries. Spacers included: 0,1mm (1x), 0,2mm (2x) and 0,3mm(1x).

**Application:** For splinter free panel sizing in combination with a scoring unit. To be used in combination with saw blades from group 554.5.

**Remark:** \* Countersunk execution, for machines with automatic width control, delivered without spacers.

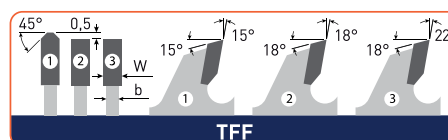
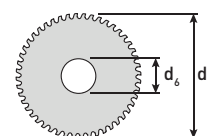


d <sub>1</sub>	Z	Z <sub>f</sub>	d <sub>6</sub>	W	b	PG	Info	pcs/PU	Item no.	€ / PU
100	2x12	WZ	20	2,8 - 3,6	2,2	2/3,5/42	2-piece	1	554.6005	<b>126,02</b>
100	2x12	WZ	22	2,8 - 3,6	2,2	2/3,5/42	2-piece	1	554.6010	<b>126,02</b>
120	2x12	WZ	20	2,8 - 3,6	2,2	2/3,5/42	2-piece	1	554.6015	<b>126,02</b>
120	2x12	WZ	22	2,8 - 3,6	2,2	2/3,5/42	2-piece	1	554.6020	<b>126,02</b>
120	2x12	WZ	50	2,8 - 3,8	2,2	4/6,5/62	2-piece*	1	554.6025	<b>156,25</b>
125	24	K	20	3,1 - 4,3	2,2	2/3,5/42	1-piece	1	554.6030	<b>133,91</b>
125	2x12	WZ	20	2,8 - 3,6	2,2	2/3,5/42	2-piece	1	554.6035	<b>130,40</b>

**TCT saw blade for panel sizing systems**



**Wood**



**Execution:** Special saw blades with TCT teeth in groups of 3 teeth with 3 different geometries.


**Application:** Panel sizing with or without scoring. Specifically for single or double sided laminated boards.



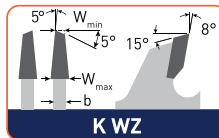
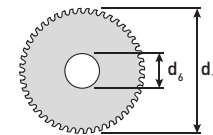
d <sub>1</sub>	Z	Z <sub>f</sub>	d <sub>6</sub>	W	b	PG	Info	pcs/PU	Item no.	€ / PU
300	72	TFF	30	4,4	3,2	2/10/60	Panhans	1	554.7005	<b>222,52</b>
300	72	TFF	65	4,4	3,2	2/9/110	Selco 60	1	554.7010	<b>222,52</b>
300	72	TFF	75	4,4	3,2	2/14/100	Homag	1	554.7015	<b>222,52</b>
300	72	TFF	80	4,4	3,2	4/9/100 + 2/9/110 + 2/14/110	Gabbiani	1	554.7020	<b>222,52</b>
305	72	TFF	30	4,4	3,2	2/10/60	Mayer	1	554.7025	<b>222,52</b>
320	72	TFF	65	4,4	3,2	2/9/110	Selco	1	554.7030	<b>231,85</b>
320	72	TFF	75	4,4	3,2	3/13/95	Giben	1	554.7035	<b>231,85</b>
350	72	TFF	30	4,2	3,2	2/8,5/60 + 2/10/60	Scheer	1	554.7040	<b>245,44</b>
350	72	TFF	30	4,4	3,2	2/8,5/60 + 2/10/60	Panhans / Schelling	1	554.7045	<b>245,44</b>
350	72	TFF	50	4,4	3,2	4/13/80	Giben	1	554.7050	<b>245,44</b>
350	72	TFF	60	4,4	3,2	2/14/100	Holzma	1	554.7055	<b>245,44</b>
350	72	TFF	75	4,4	3,2	4/15/105	Giben	1	554.7060	<b>245,44</b>
350	72	TFF	80	4,4	3,2	4/9/100 + 2/9/110 + 2/14/110	Gabbiani	1	554.7065	<b>245,44</b>
355	72	TFF	30	4,4	3,2	2/10/60	Panhans / Mayer	1	554.7070	<b>251,14</b>
355	72	TFF	80	4,4	3,2	4/8,5/100 + 2/7/110 + 2/14/110	Gabbiani	1	554.7075	<b>251,14</b>
360	72	TFF	65	4,4	3,2	2/9/110	Selco	1	554.7080	<b>264,59</b>
370	72	TFF	30	4,4	3,2	-	Schelling	1	554.7085	<b>264,59</b>
380	72	TFF	60	4,4	3,2	2/14/100	Holzma	1	554.7090	<b>266,78</b>
380	72	TFF	60	4,8	3,5	2/14/100	Holzma	1	554.7095	<b>279,48</b>

d <sub>1</sub>	Z	Z <sub>f</sub>	d <sub>6</sub>	W	b	PG	Info	pcs/PU	Item no.	€ / PU
400	72	TFF	30	4,2	3,2	2/10/60	Scheer	1	554.7100	296,58
400	72	TFF	30	4,4	3,2	2/10/60	Scheer / Mayer	1	554.7105	296,58
400	72	TFF	75	4,4	3,2	4/15/105	Giben	1	554.7110	296,58
400	72	TFF	80	4,4	3,2	4/9/100 + 2/9/110 + 2/14/110	Gabbiani	1	554.7115	296,58
420	72	TFF	60	4,8	3,5	2/14/125	Holzma	1	554.7120	319,89
430	72	TFF	75	4,4	3,2	4/15/105	Giben	1	554.7125	325,59
430	72	TFF	80	4,4	3,2	2/9/130 + 4/19/120	Selco	1	554.7130	325,59
450	72	TFF	30	4,4	3,2	2/10/60	Panhans / Mayer	1	554.7135	336,10
450	72	TFF	30	4,8	3,5	2/8,5/60	Scheer Fm22	1	554.7140	336,10
450	72	TFF	60	4,8	3,5	2/14/125 + 2/17/100	Holzma	1	554.7145	336,10
450	72	TFF	80	4,8	3,5	4/19/120 + 2/9/130	Selco	1	554.7150	336,10
460	72	TFF	30	4,4	3,2	2/13/94	Schelling	1	554.7155	362,39
470	72	TFF	75	4,4	3,2	4/15/105 + 2/7/110	Giben	1	554.7160	362,39
480	72	TFF	60	4,8	3,5	2/11/115 + 2/19/120	Holzma	1	554.7165	385,62
480	72	TFF	80	4,8	3,5	4/19/120 + 2/9/130	Selco	1	554.7170	385,62
500	72	TFF	60	4,8	3,5	2/11/115 + 2/19/120	Holzma	1	554.7175	385,62
510	72	TFF	80	4,8	3,5	2/9/130 + 4/19/120	Selco	1	554.7180	414,10
520	72	TFF	60	4,8	3,5	2/11/115 + 2/19/120	Holzma	1	554.7185	447,40
530	72	TFF	60	4,8	3,5	1/11/85	Anton	1	554.7190	454,42
540	72	TFF	60	4,8	3,5	2/11/115 + 2/19/120	Holzma	1	554.7195	454,42

**TCT scoring saw blade for group 554.7**



**Wood**



**K WZ**

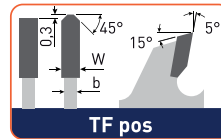
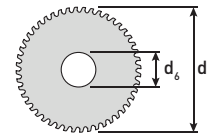
**Execution:** 1 pc sets: conical scoring blade with TCT teeth and positive cutting angle.

**Application:** For splinter free panel sizing in combination with a scoring unit. To be used in combination with saw blades from group 554.7.



d <sub>1</sub>	Z	Z <sub>f</sub>	d <sub>6</sub>	W	b	PG	Info	pcs/PU	Item no.	€ / PU
125	20	K WZ	30	4,4 - 5,4	3,2	-	Panhans	1	554.8005	136,97
125	20	K WZ	45	4,4 - 5,4	3,2	-	Mayer / Giben	1	554.8010	136,97
150	20	K WZ	45	4,4 - 5,4	3,2	-	Mayer	1	554.8015	150,13
160	30	K WZ	45	4,4 - 5,4	3,2	3/11/70	Giben	1	554.8020	172,47
160	30	K WZ	55	4,4 - 5,4	3,2	3/7/66 + 3/6/84	Gabiani	1	554.8025	172,47
160	36	K WZ	55	4,4 - 5,4	3,2	3/7/66 + 3/6/84	SCM	1	554.8030	175,54
180	36	K WZ	30	4,4 - 5,4	3,2	2/10/60 + 2/7/47	Panhans	1	554.8035	173,35
180	36	K WZ	45	4,4 - 5,6	3,5	-	Holzma	1	554.8040	184,30
180	36	K WZ	45	4,8 - 5,8	3,5	-	Holzma	1	554.8045	184,30
180	42	K WZ	50	4,4 - 5,4	3,2	3/13/80	Giben	1	554.8050	187,38
200	36	K WZ	20	4,4 - 5,4	3,2	-	Schelling	1	554.8055	176,20
200	36	K WZ	30	4,4 - 5,4	3,2	2/9/60	Scheer	1	554.8060	176,20
200	36	K WZ	30	4,8 - 5,8	3,2	2/9/60	Scheer	1	554.8065	180,58
200	36	K WZ	45	4,8 - 5,8	3,5	-	Holzma	1	554.8070	186,28
200	36	K WZ	65	4,4 - 5,6	3,2	2/9/110 + 2/9/100	Selco	1	554.8075	180,58
200	36	K WZ	65	4,8 - 5,8	3,5	2/9/110 + 2/9/100	Selco	1	554.8080	186,28
200	36	K WZ	80	4,4 - 5,4	3,2	2/14/110	Gabiani / SCM	1	554.8085	176,20
215	42	K WZ	50	4,4 - 5,4	3,2	3/15/80	Giben	1	554.8090	213,89





ALU pos

TF pos

**Execution:** TCT teeth with positive cutting angle in alternating trapezium-flat geometry.

**Application:** For use on stationary machines. Sawing of aluminium (solid material), copper (solid material) and other non-ferrous metals (like brass), acrylic glass (Plexiglas®) and plastics (solid material).


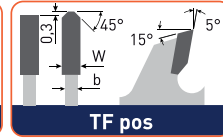
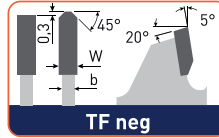
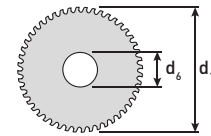
**Remark:** **Pinholes "Combi 2"** = 2/10/60 + 2/11/63 + 2/12/64  
**LN:** Circular saw blade with "Low-Noise" technology



d <sub>1</sub>	Z	Z <sub>f</sub>	LN	d <sub>6</sub>	W	b	PG	Info	pcs/PU	Item no.	€ / PU
250	60	TF pos	●	30	3,2	2,6	Combi 2 + 2/7/42		1	555.0005	117,56
250	80	TF pos	●	30	3,2	2,5	Combi 2 + 2/7/42		1	555.0010	142,85
250	80	TF pos	●	32	3,2	2,6	Combi 2		1	555.0015	142,85
250	60	TF pos	●	40	3,2	2,6	2/9/55 + 4/12/64		1	555.0020	117,56
300	72	TF pos	●	30	3,2	2,5	Combi 2 + 2/7/42		1	555.0030	145,71
300	96	TF pos	●	30	3,2	2,5	Combi 2 + 2/7/42		1	555.0035	168,88
300	96	TF pos	●	32	3,2	2,5	Combi 2		1	555.0040	168,88
300	96	TF pos	●	40	3,2	2,5	2/9/55 + 4/12/64		1	555.0045	168,88
350	84	TF pos	●	30	3,3	2,8	Combi 2		1	555.0050	190,91
350	108	TF pos	●	30	3,4	2,8	Combi 2		1	555.0055	211,13
350	108	TF pos	●	32	3,4	2,8	Combi 2		1	555.0060	211,13
350	84	TF pos	●	40	3,3	2,8	2/9/55 + 4/12/64		1	555.0065	190,91
400	72	TF pos	●	30	3,8	3,2	Combi 2		1	555.0070	208,92
400	96	TF pos	●	30	4,0	3,2	Combi 2		1	555.0075	259,04
450	96	TF pos	●	30	4,0	3,2	Combi 2		1	555.0090	271,35
450	96	TF pos	●	32	3,8	3,2	Combi 2		1	555.0100	271,35
500	72	TF pos	●	30	4,2	3,6	Combi 2		1	555.0105	288,20
500	120	TF pos	●	30	4,2	3,6	Combi 2 + 2/10,5/70		1	555.0110	356,89
500	120	TF pos	-	50	4,2	3,6	-		1	555.0111	356,89
500	120	TF pos	●	32	4,2	3,6	Combi 2		1	555.0115	356,89
550	110	TF pos	●	30	4,4	3,8	Combi 2		1	555.0120	428,52
550	128	TF pos	●	32	4,4	3,8	Combi 2		1	555.0125	432,73
600	140	TF pos	-	30	4,6	4,0	Combi 2		1	555.0130	619,81



**ALU neg**



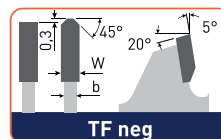
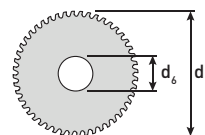
**Execution:** TCT teeth with negative cutting angle in alternating trapezium-flat geometry.

**Application:** For use on portable machines. Sawing of aluminium (tubes/profiles), copper (tubes/profiles) and other non-ferrous metals (like brass) and plastics (tubes/profiles), HPL-boards (Trespa®, Resolpal®, etc.)

d <sub>1</sub>	Z	Z <sub>f</sub>	LN	d <sub>6</sub>	W	b	PG	Info	pcs/PU	Item no.	€ / PU
150	42	TF neg	-	20	2,8	2,0	2/6/32		1	555.1005	<b>65,99</b>
160	52	TF neg	-	20	2,2	1,6	-	Suitable for FESTOOL	1	555.1010	<b>105,17</b>
160	42	TF neg	-	20	2,8	2,0	2/6/32		1	555.1020	<b>68,52</b>
160	42	TF neg	-	30	2,8	2,0	-		1	555.1025	<b>68,52</b>
165	48	TF neg	-	20	2,8	2,0	-		1	555.1027	<b>87,23</b>
170	48	TF neg	-	30	2,8	2,0	-		1	555.1030	<b>75,26</b>
182	48	TF neg	-	30	2,8	2,0	-		1	555.1035	<b>75,26</b>
190	54	TF neg	-	30	2,8	2,0	-		1	555.1045	<b>78,63</b>
190	68	TF neg	-	30	2,8	1,8	-	Suitable for FESTOOL	1	555.1050	<b>104,33</b>
190	54	TF pos	-	FastFix	2,6	2,0	-	Suitable for FESTOOL	1	555.1055	<b>99,69</b>
190	58	TF neg	-	FastFix	2,6	2,0	-	Suitable for FESTOOL	1	555.1060	<b>99,69</b>
200	54	TF neg	-	30	2,8	2,0	-		1	555.1065	<b>78,42</b>
210	54	TF neg	-	30	2,8	2,0	2/7/42		1	555.1070	<b>78,42</b>
210	72	TF neg	-	30	2,4	1,8	-	Suitable for FESTOOL	1	555.1075	<b>136,14</b>
215	80	TF neg	-	30	2,8	2,0	2/7/42		1	555.1080	<b>114,65</b>
216	60	TF neg	-	30	2,8	2,0	2/7/42		1	555.1085	<b>93,15</b>
220	62	TF neg	-	30	2,8	2,0	-		1	555.1090	<b>93,15</b>
225	68	TF neg	-	30	2,5	1,8	-	Suitable for MAFELL	1	555.1095	<b>98,64</b>
225	68	TF neg	-	30	2,6	1,8	-	Suitable for FESTOOL	1	555.1100	<b>126,02</b>
232	62	TF neg	-	30	2,8	2,0	2/7/42		1	555.1105	<b>93,15</b>
240	80	TF neg	-	30	2,8	1,8	-	Suitable for FESTOOL	1	555.1110	<b>146,22</b>



**ALU neg**



**TF neg**

**Execution:** TCT teeth with negative cutting angle in alternating trapezium-flat geometry.

**Application:** For use on stationary machines. Sawing of thin walled aluminium tubes/profiles, copper (tubes/profiles) and other non-ferrous metals (like brass), acrylic glass (Plexiglas®) and plastics (tubes/profiles), HPL-boards (Trespa®, Resopal®, etc.)

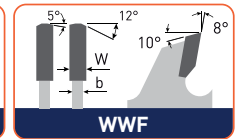
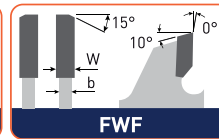
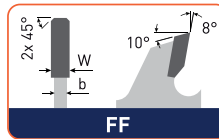
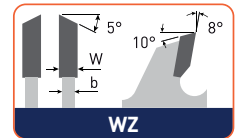
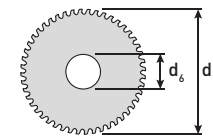
**Remark:** Pinholes "Combi 2" = 2/10/60 + 2/11/63 + 2/12/64



d <sub>1</sub>	Z	Z <sub>f</sub>	d <sub>6</sub>	W	b	PG	Info	pcs/PU	Item no.	€ / PU
250	60	TF neg	30	3,2	2,5	Combi 2 + 2/7/42		1	555.2005	117,56
250	68	TF neg	30	2,8	1,8	-	Suitable for MAFELL	1	555.2010	117,14
250	80	TF neg	30	2,8	2,2	Combi 2 + 2/7/42		1	555.2015	118,40
250	80	TF neg	30	3,2	2,2	Combi 2 + 2/7/42		1	555.2020	138,63
250	80	TF neg	30	3,2	2,5	Combi 2 + 2/7/42		1	555.2025	142,85
250	100	TF neg	30	2,8	2,2	Combi 2 + 2/7/42		1	555.2030	190,04
250	60	TF neg	32	3,2	2,5	Combi 2		1	555.2035	117,56
250	80	TF neg	32	3,2	2,5	Combi 2		1	555.2040	142,85
250	96	TF neg	32	3,2	2,5	Combi 2		1	555.2045	171,07
260	64	TF neg	30	2,5	1,8	-	Suitable for FESTOOL	1	555.2050	134,83
260	68	TF neg	30	2,4	1,8	-	Suitable for FESTOOL	1	555.2055	134,83
260	68	TF neg	30	2,4	1,8	Combi 2		1	555.2060	131,05
260	80	TF neg	30	3,2	2,5	Combi 2		1	555.2065	142,85
270	88	TF neg	30	3,2	2,5	Combi 2		1	555.2070	147,39
300	72	TF neg	30	3,2	2,5	Combi 2 + 2/7/42		1	555.2080	145,71
300	96	TF neg	30	3,2	2,5	Combi 2 + 2/7/42		1	555.2085	162,13
300	120	TF neg	30	2,8	2,2	Combi 2		1	555.2095	223,20
300	72	TF neg	32	3,2	2,6	Combi 2		1	555.2100	145,71
300	96	TF neg	32	3,2	2,5	Combi 2		1	555.2105	168,88
305	96	TF neg	30	3,2	2,5	Combi 2		1	555.2115	168,88
315	96	TF neg	30	3,2	2,5	Combi 2 + 2/7/42		1	555.2120	178,99
330	96	TF neg	30	3,2	2,5	Combi 2		1	555.2125	185,01
350	96	TF neg	30	3,3	2,8	Combi 2		1	555.2135	199,77
350	108	TF neg	30	3,4	2,8	Combi 2		1	555.2140	211,13
350	96	TF neg	32	3,3	2,8	Combi 2		1	555.2150	199,77
350	108	TF neg	32	3,4	2,8	Combi 2		1	555.2155	211,13
350	84	TF neg	40	3,4	2,8	2/9/55 + 4/12/64		1	555.2160	190,91
350	108	TF neg	40	3,4	2,8	2/9/55 + 4/12/64		1	555.2165	211,13
370	96	TF neg	30	3,6	3,0	Combi 2		1	555.2170	241,35
380	110	TF neg	32	3,8	3,2	Combi 2		1	555.2175	273,37
400	96	TF neg	30	3,8	3,2	Combi 2		1	555.2180	259,04
400	120	TF neg	30	4,0	3,2	Combi 2		1	555.2185	295,71
400	96	TF neg	32	3,8	3,2	Combi 2		1	555.2190	259,04
400	96	TF neg	50	3,8	3,2	4/15/80		1	555.2200	259,04
420	96	TF neg	30	4,0	3,2	Combi 2 + 2/10,5/70		1	555.2205	270,51
420	96	TF neg	40	4,0	3,2	2/15/80 + 4/12/64		1	555.2220	270,51
450	108	TF neg	30	4,0	3,2	Combi 2		1	555.2224	284,00
450	108	TF neg	32	4,0	3,2	Combi 2		1	555.2225	284,00
500	120	TF neg	30	4,2	3,6	Combi 2 + 2/10,5/70		1	555.2230	356,89
600	140	TF neg	30	4,6	4,0	Combi 2		1	555.2235	619,81




Steel

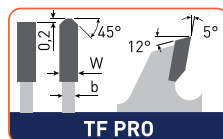
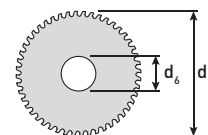


**Execution:** For dry-cutting metals on so called "dry-cutter" machines.  
**Application:** Suitable for all popular metals and steels. For stainless steel the saw blades from group 556.3 are recommended.  
**Remark:** Pinholes "Combi 2" = 2/10/60 + 2/11/63 + 2/12/64  
 LN: Circular saw blade with "Low-Noise" technology

d <sub>1</sub>	Z	Z <sub>f</sub>	LN	d <sub>6</sub>	W	b	PG	Info	pcs/PU	Item no.	€ / PU
136	30	FF	-	20	1,5	1,2	-		1	556.0005	73,53
140	46	WWF	-	62	1,8	1,35	-		1	556.0010	85,07
150	30	WZ	-	20	2,2	1,6	2/6/32		1	556.0015	53,75
160	42	FWF	-	20	2,0	1,6	2/6/32		1	556.0020	72,18
160	30	WZ	-	20	2,2	1,6	2/6/32		1	556.0025	55,10
180	34	WZ	-	30	2,2	1,6	2/7/42		1	556.0030	54,20
182	34	WZ	-	20	2,2	1,6	-		1	556.0035	54,20
190	38	WZ	-	30	2,2	1,6	2/7/42		1	556.0045	59,15
190	48	FWF	-	30	2,2	1,6	2/7/42		1	556.0050	80,27
200	40	FF	-	30	2,2	1,8	2/7/42		1	556.0055	65,67
210	40	WZ	-	30	2,2	1,8	2/7/42		1	556.0060	65,67
210	54	FWF	-	30	2,0	1,6	2/7/42		1	556.0065	84,99
216	42	WZ	-	30	2,2	1,8	2/7/42		1	556.0070	67,46
216	54	FWF	-	30	2,2	1,8	2/7/42		1	556.0075	84,99
230	44	WZ	-	30	2,2	1,8	2/7/42		1	556.0085	72,41
232	54	FWF	-	30	2,2	1,8	-		1	556.0090	91,73
235	44	WZ	-	30	2,2	1,8	2/7/42		1	556.0095	95,28
240	44	WZ	-	30	2,2	1,8	-		1	556.0100	95,28
250	48	WWF	●	30	2,2	1,8	Combi 2 + 2/7/42		1	556.0105	93,04
250	54	WWF	●	30	2,2	1,8	Combi 2 + 2/7/42		1	556.0110	112,81
270	60	WWF	●	30	2,2	1,8	Combi 2		1	556.0115	139,69
300	60	WWF	●	30	2,2	1,8	Combi 2 + 2/7/42		1	556.0120	139,69
300	80	WWF	●	30	2,2	1,8	Combi 2 + 2/7/42		1	556.0125	157,66
305	60	WWF	●	25,4	2,2	1,8	-		1	556.0130	139,69
305	80	WWF	●	25,4	2,2	1,8	-		1	556.0135	157,66
320	80	WWF	-	25,4	2,2	1,8	Combi 2		1	556.0139	163,64
320	84	FF	-	30	2,2	1,8	Combi 2		1	556.0140	163,64
330	54	WWF	-	30	2,6	2,2	-		1	556.0145	131,28
355	80	WWF	●	25,4	2,4	2,0	1/12/55,4		1	556.0155	172,18
355	90	WWF	●	25,4	2,4	2,0	1/12/55,4		1	556.0160	183,87
355	80	WWF	●	30	2,4	2,0	-		1	556.0164	172,18
355	90	WWF	●	30	2,4	2,0	Combi 2		1	556.0165	183,87
400	84	WWF	●	30	3,0	2,5	Combi 2		1	556.0170	187,78



**Steel**



**TF PRO**



**Steel**



metal  
**Corrugated sheets**



metal  
**Sheets**



Japan  
**Speciaal hardmetaal**



**LONG LIFE**  
Extremely long tool life

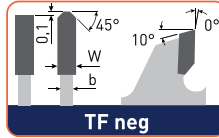
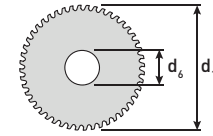
**Execution:** For dry-cutting metals on so called "dry-cutter" machines. Thanks to an extreme wear resistant carbide from Japan the tool life is extended considerably.

**Application:** Suitable for all popular metals and steels. For stainless steel the saw blades from group 556.3 are recommended.

d <sub>1</sub>	Z	Z <sub>f</sub>	d <sub>6</sub>	W	b	PG	Info	pcs/PU	Item no.	€ / PU
250	48	TF PRO	30	2,2	1,8	-	Professional	1	556.1005	<b>128,99</b>
254	48	TF PRO	25,4	2,2	1,8	-	Professional	1	556.1010	<b>128,99</b>
300	60	TF PRO	30	2,2	1,8	-	Professional	1	556.1015	<b>193,17</b>
305	60	TF PRO	25,4	2,2	1,8	-	Professional	1	556.1020	<b>193,17</b>
350	72	TF PRO	30	2,4	2,0	-	Professional	1	556.1025	<b>227,01</b>
355	72	TF PRO	25,4	2,4	2,0	-	Professional	1	556.1030	<b>227,01</b>



Sandwich



TF neg



**Execution:** TCT teeth with negative cutting angle and alternating trapezium-flat geometry.

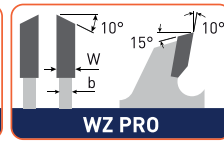
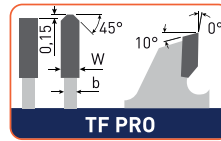
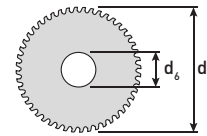
**Application:** Suitable for sawing of sandwich panels.

**Remark:** Pinholes "Combi 1" = 2/7/42 + 2/9/46 + 2/10/60  
Pinholes "Combi 2" = 2/10/60 + 2/11/63 + 2/12/64

d <sub>1</sub>	Z	Z <sub>f</sub>	d <sub>6</sub>	W	b	PG	Info	pcs/PU	Item no.	€ / PU
160	48	TF	20	1,5	1,1	-	-	1	556.2004	123,60
160	48	TF	30	1,5	1,1	-	-	1	556.2005	123,60
160	48	TF	20	2,0	1,6	-	-	1	556.2006	83,15
160	48	TF	30	2,0	1,6	-	-	1	556.2007	83,15
190	56	TF	30	1,5	1,0	2/7/42	-	1	556.2010	141,57
190	48	TF	30	2,0	1,6	2/7/42	-	1	556.2011	87,20
210	66	TF	30	1,8	1,4	Combi 1	-	1	556.2015	166,29
210	66	TF	30	2,0	1,6	Combi 1	-	1	556.2016	113,26
230	56	TF	30	2,0	1,6	Combi 1	-	1	556.2019	99,78
230	72	TF	30	1,8	1,4	Combi 1	-	1	556.2020	179,78
250	72	TF	30	2,2	1,8	Combi 2 + 2/7/42	-	1	556.2025	129,89
270	72	TF	30	2,2	1,8	Combi 2 + 2/7/42	-	1	556.2030	136,09
300	84	TF	30	2,2	1,8	Combi 2 + 2/7/42	-	1	556.2035	161,71
320	84	TF	25,4	2,2	1,8	-	-	1	556.2037	163,64
330	90	TF	30	2,4	2,0	Combi 2 + 2/7/42	-	1	556.2040	178,03
350	100	TF	30	2,4	2,0	Combi 2 + 2/7/42	-	1	556.2045	193,30



**INOX / Stainless steel**



**Execution:** For dry-cutting stainless steels on so called "dry-cutter" machines. Thanks to an extreme wear resistant carbide from Japan, tool life is extended considerably.

**Application:** Suitable for sawing stainless steels (INOX).

**Remark:** **Pinholes "Combi 2"** = 2/10/60 + 2/11/63 + 2/12/64  
**LN:** Circular saw blade with "Low-Noise" technology

**Solid**  
Stainless

**Profiles**  
Stainless

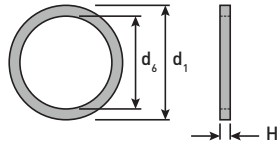

**Sheets**  
Stainless

**Sheets**  
Stainless

Japan  
Special  
hardmetaal

**LONG LIFE**  
Extremely  
long tool life

d <sub>1</sub>	Z	Z <sub>f</sub>	d <sub>6</sub>	W	b	PG	Info	pcs/PU	Item no.	€/PU
140	46	WZ PRO	62	1,8	1,35	-		1	556.3005	<b>117,12</b>
160	40	WZ PRO	20	1,6	1,35	2/6/32		1	556.3010	<b>111,08</b>
190	48	WZ PRO	30	1,6	1,35	2/7/42		1	556.3015	<b>138,18</b>
210	54	WZ PRO	30	2,0	1,6	2/7/42		1	556.3020	<b>146,47</b>
216	54	WZ PRO	30	2,0	1,6	2/7/42		1	556.3025	<b>154,97</b>
230	56	WZ PRO	30	2,0	1,6	2/7/42		1	556.3030	<b>163,46</b>
250	60	TF PRO	30	2,2	1,8	Combi 2 + 2/7/42		1	556.3035	<b>199,42</b>
254	60	TF PRO	25,4	2,2	1,8	-		1	556.3040	<b>199,42</b>
300	72	TF PRO	30	2,2	1,8	Combi 2 + 2/7/42		1	556.3045	<b>240,60</b>
305	72	TF PRO	25,4	2,2	1,8	-		1	556.3050	<b>240,60</b>
320	84	TF PRO	25,4	2,2	1,8	-		1	556.3055	<b>268,63</b>
350	84	TF PRO	30	2,4	2,0	Combi 2 + 2/7/42		1	556.3060	<b>282,38</b>
355	84	TF PRO	25,4	2,4	2,0	-		1	556.3065	<b>282,38</b>



**Execution:** Reduction rings for circular saw blades, knurled exterior, ground sides and boring with H7 tolerance.

**Application:** For reducing the bore diameter of circular saw blades for an excellent fit in your machine.

d <sub>1</sub>	d <sub>2</sub>	H (mm)	pcs/PU	Item no.	€ / PU
16,0	12,7	1,6	1	589.1601	10,10
16,0	13,0	1,5	1	589.1602	10,10
18,0	16,0	1,4	1	589.1801	10,10
18,0	16,0	1,6	1	589.1802	3,35
20,0	10,0	1,4	1	589.2001	3,35
20,0	12,7	1,4	1	589.2002	10,10
20,0	12,7	1,6	1	589.2003	3,35
20,0	13,0	1,4	1	589.2004	3,35
20,0	13,0	1,6	1	589.2005	3,35
20,0	13,0	1,8	1	589.2006	10,10
20,0	15,0	1,6	1	589.2007	10,10
20,0	16,0	1,4	1	589.2008	3,35
20,0	16,0	1,6	1	589.2009	3,35
20,0	16,0	1,8	1	589.2010	3,35
20,0	16,0	2,0	1	589.2011	3,35
20,0	16,0	2,2	1	589.2012	3,35
20,0	16,0	2,6	1	589.2013	10,10
20,0	18,0	1,4	1	589.2014	3,35
22,0	20,0	1,4	1	589.2201	10,10
22,0	20,0	1,6	1	589.2202	3,74
22,0	20,0	1,8	1	589.2203	3,86
22,0	20,0	2,0	1	589.2204	3,74
22,2	20,0	1,4	1	589.2205	10,10
22,2	20,0	1,6	1	589.2206	4,12
25,0	16,0	1,4	1	589.2501	3,74
25,0	20,0	1,4	1	589.2502	10,10
25,0	20,0	1,6	1	589.2503	10,10
25,0	20,0	1,6	1	589.2504	3,74
25,0	20,0	2,0	1	589.2505	3,74
25,4	20,0	1,4	1	589.2506	3,74
25,4	22,2	1,4	1	589.2507	10,10
25,4	22,2	1,8	1	589.2508	10,10
30,0	15,0	1,8	1	589.3001	3,74
30,0	15,0	2,0	1	589.3002	10,96
30,0	16,0	1,4	1	589.3003	3,74
30,0	16,0	1,6	1	589.3004	3,74
30,0	16,0	1,8	1	589.3005	3,74
30,0	16,0	2,0	1	589.3006	3,74
30,0	16,0	2,2	1	589.3007	3,74
30,0	16,0	2,5	1	589.3008	3,74
30,0	18,0	1,4	1	589.3009	3,74
30,0	18,0	1,8	1	589.3010	3,74
30,0	20,0	1,4	1	589.3011	3,74
30,0	20,0	1,6	1	589.3012	3,74
30,0	20,0	1,8	1	589.3013	3,74
30,0	20,0	2,0	1	589.3014	3,74
30,0	20,0	2,2	1	589.3015	3,74
30,0	20,0	2,5	1	589.3016	3,74
30,0	20,0	2,8	1	589.3017	3,74
30,0	22,0	1,4	1	589.3018	3,74
30,0	22,0	1,8	1	589.3019	3,74
30,0	22,0	2,0	1	589.3020	3,74
30,0	22,0	2,2	1	589.3021	3,74
30,0	22,2	1,4	1	589.3022	10,96
30,0	22,2	1,6	1	589.3023	10,96
30,0	22,2	1,8	1	589.3024	10,96
30,0	22,2	2,2	1	589.3025	10,96
30,0	22,2	2,5	1	589.3026	10,96
30,0	25,0	1,4	1	589.3027	3,74

d <sub>1</sub>	d <sub>2</sub>	H (mm)	pcs/PU	Item no.	€ / PU
30,0	25,0	1,6	1	589.3028	3,74
30,0	25,0	1,8	1	589.3029	3,74
30,0	25,0	2,0	1	589.3030	3,74
30,0	25,0	2,2	1	589.3031	3,74
30,0	25,0	2,5	1	589.3032	3,74
30,0	25,0	2,8	1	589.3033	10,96
30,0	25,4	1,4	1	589.3034	3,74
30,0	25,4	1,6	1	589.3035	3,74
30,0	25,4	1,8	1	589.3036	3,74
30,0	25,4	2,0	1	589.3037	3,74
30,0	28,0	2,8	1	589.3038	3,74
30,0	28,0	3,0	1	589.3039	3,74
30,0	28,0	3,2	1	589.3040	3,74
32,0	20,0	1,8	1	589.3201	4,04
32,0	20,0	2,2	1	589.3202	4,04
32,0	22,0	2,5	1	589.3204	10,96
32,0	25,0	2,0	1	589.3205	4,04
32,0	25,0	2,2	1	589.3206	4,04
32,0	25,0	2,5	1	589.3207	4,04
32,0	25,0	2,6	1	589.3208	10,96
32,0	30,0	1,6	1	589.3209	4,04
32,0	30,0	1,8	1	589.3210	4,04
32,0	30,0	2,0	1	589.3211	4,04
32,0	30,0	2,2	1	589.3212	4,04
32,0	30,0	2,5	1	589.3213	4,04
32,0	30,0	3,5	1	589.3214	4,04
35,0	20,0	2,0	1	589.3501	4,04
35,0	20,0	2,2	1	589.3502	4,04
35,0	20,0	2,5	1	589.3503	4,04
35,0	20,0	2,8	1	589.3504	4,04
35,0	25,0	2,2	1	589.3505	4,04
35,0	25,0	2,5	1	589.3506	4,04
35,0	25,0	2,8	1	589.3507	4,04
35,0	30,0	1,8	1	589.3508	4,04
35,0	30,0	2,0	1	589.3509	4,04
35,0	30,0	2,2	1	589.3510	4,04
35,0	30,0	2,5	1	589.3511	4,04
35,0	30,0	2,8	1	589.3512	4,04
35,0	32,0	1,8	1	589.3513	4,04
40,0 *	22,0	2,5	1	589.4001	4,82
40,0	25,0	2,8	1	589.4002	4,82
40,0	25,4	2,0	1	589.4003	12,37
40,0	30,0	2,0	1	589.4004	4,82
40,0	30,0	2,2	1	589.4005	4,82
40,0	30,0	2,5	1	589.4006	4,82
40,0	30,0	2,8	1	589.4007	4,82
40,0	32,0	1,8	1	589.4008	4,82
40,0	32,0	2,0	1	589.4009	4,82
40,0	32,0	2,8	1	589.4011	4,82
40,0	32,0	3,0	1	589.4012	4,82
40,0	32,0	3,2	1	589.4013	4,82
40,0	35,0	2,8	1	589.4014	4,82
40,0	38,0	2,8	1	589.4015	4,82
40,0	38,0	3,0	1	589.4016	4,82
50,0	30,0	2,5	1	589.5001	9,00
50,0	30,0	2,8	1	589.5002	14,50
50,0	30,0	3,0	1	589.5003	14,50
50,0	32,0	3,0	1	589.5004	14,50

\* Phase-out item, available until stock has depleted





