


Catalogue

2025



ROTEC[®]

Crafted
for quality

Best relationship,

We are proud to present the latest Rotec Catalogue 2025. In it, you will find our complete range of products that fully covers everything the professional craftsman in construction and industry needs.

Because in the end, everything we do together revolves around the end user. The craftsman who takes his profession seriously and always wants to deliver quality. Not just because he has to, but because he can. That is why he must always be able to rely on materials that are up to his standard.

Rotec is made for specialists in construction and industry. Craftsmen who want to give their best every day and strive for perfection in everything they make.

As an independent brand of machining tools, we make no bones about the fact that we are made for quality.

Our product range is constantly evolving. As a result, we are at the forefront of developments and innovations. And for questions and advice, know-how or tips: our specialists are always available to think along with you. We like to exceed your and the end user's expectations with our service.

So the bar is high, but we want it to be. Because with our quality, quality is made. That is why from now on we say:

Rotec, crafted for quality

With the introduction of the Rotec Catalogue 2025, we are entering the next phase with the Rotec brand. We are full of ideas, ambitions and plans to do so in a completely innovative way.


We look forward to surprising you with these, but above all to growing together in providing even better service to the end user.

Team Rotec




5

Metal drill bits
Reamers



65

Stone drill bits
Chisels



103

Wood drill bits
Router bits



157

Taps and dies
Threaded inserts




213

Countersinks
Deburrers
Cutting



259

Saw blades




339

Hole saws
Annular cutters




383

End mills



397

Diamond tools



437

Cut-off wheels
Brushes




449

Screwdriving
tools



ROTEC®



Metal drill bits
and reamers

CUTTING SPEEDS AND FEEDRATES FOR HSS TWISTED DRILL BITS

DIAMETERS

Materials	V _c [m/min]		ø2	ø3	ø5	ø8	ø12	ø16	ø20	ø25	ø40	ø60
Steel < 500 N/mm ²	28 - 32	f	0,03	0,05	0,10	0,15	0,20	0,25	0,30	0,35	0,40	0,50
		n	4800	3200	1900	1200	800	600	480	380	240	160
Steel 500 - 700 N/mm ²	25 - 30	f	0,03	0,05	0,10	0,15	0,20	0,25	0,30	0,35	0,40	0,50
		n	4200	2800	1650	1050	700	520	420	330	210	140
Steel 700 - 900 N/mm ²	16 - 20	f	0,03	0,05	0,07	0,10	0,13	0,16	0,20	0,25	0,30	0,30
		n	2500	1700	1150	720	480	360	290	230	140	95
Steel 900 - 1100 N/mm ²	8 - 12	f	0,02	0,03	0,05	0,07	0,10	0,13	0,16	0,20	0,25	0,40
		n	1600	1050	640	400	270	200	160	130	80	55
Stainless Steel < 900 N/mm ²	7 - 12	f	0,02	0,03	0,04	0,07	0,10	0,13	0,15	0,18	0,22	0,27
		n	1600	850	500	320	210	160	130	100	65	45
Cast iron < 200 HB	18 - 25	f	0,04	0,08	0,12	0,18	0,25	0,30	0,35	0,40	0,50	0,60
		n	3200	2100	1300	800	530	400	320	260	160	110
Cast iron < 350 HB	7 - 12	f	0,03	0,05	0,08	0,10	0,15	0,20	0,25	0,30	0,40	0,40
		n	1400	950	570	360	240	180	150	120	70	50
Brass	60 - 90	f	0,06	0,10	0,15	0,20	0,25	0,30	0,35	0,40	0,50	0,60
		n	10000	7500	4500	3000	2000	1500	1200	925	560	360
Copper	35 - 65	f	0,05	0,06	0,10	0,15	0,20	0,25	0,30	0,40	0,45	0,50
		n	8000	5300	3200	2000	1350	1000	800	640	400	270
Aluminium	40 - 65	f	0,05	0,08	0,10	0,15	0,20	0,25	0,30	0,35	0,40	0,50
		n	8000	5300	3200	2000	1320	1000	800	640	400	260
Plastics	25 - 40	f	0,05	0,08	0,10	0,15	0,20	0,25	0,30	0,35	0,40	0,50
		n	4800	3200	1900	1200	800	600	480	380	240	160

f Feedrate in millimeters per revolution [mm/rev]

n Spindle speed in revolutions per minute [rev/min]

Formulas

$$\text{Spindle speed (n)} \quad n = \frac{V_c \times 1000}{3,14 \times \phi d}$$

V_c = desired cutting speed in meters per minute [m/min]
 ød = drill bit diameter in millimeters [mm]


$$\text{Cutting speed (V}_c\text{)} \quad V_c = \frac{\phi d \times 3,14 \times n}{1000}$$

ød = drill bit diameter in millimeters [mm]
 n = spindle speed in revolutions per minute [rev/min]

$$F_t = n \times f$$

100

HSS-R Jobber drill bit, SILVER-LINE



Execution: HSS-R Jobber drill bit, DIN 338, roll forged, point-angle 118°, type N, steam tempered.


Application: General-purpose drill, to drill steels with tensile strength up to 1.000 N/mm², cast steel, grey cast iron, malleable cast iron, nickel brass and graphite.
Material groups : 1.1 - 1.4 / 3.1 - 3.3

d ₁	l ₁	l ₂	pcs/PU	Item no.	€ / PU
0,2	19	2,5	10	100.0020	19,50
0,3	19	3	10	100.0030	17,50
0,4	20	5	10	100.0040	12,50
0,5	22	6	10	100.0050	12,50
0,6	24	7	10	100.0060	12,50
0,7	28	9	10	100.0070	12,50
0,8	30	10	10	100.0080	12,00
0,9	32	11	10	100.0090	12,00
1,0	34	12	10	100.0100	7,00
1,1	36	14	10	100.0110	7,00
1,2	38	16	10	100.0120	7,00
1,3	38	16	10	100.0130	7,00
1,4	40	18	10	100.0140	7,00
1,5	40	18	10	100.0150	7,00
1,6	43	20	10	100.0160	7,00
1,7	43	20	10	100.0170	7,00
1,8	46	22	10	100.0180	7,00
1,9	46	22	10	100.0190	7,00
2,0	49	24	10	100.0200	6,70
2,1	49	24	10	100.0210	6,50
2,2	53	27	10	100.0220	6,50
2,3	53	27	10	100.0230	6,50
2,4	57	30	10	100.0240	7,80
2,5	57	30	10	100.0250	7,80
2,6	57	30	10	100.0260	7,80
2,7	61	33	10	100.0270	7,80
2,8	61	33	10	100.0280	7,80
2,9	61	33	10	100.0290	7,80
3,0	61	33	10	100.0300	7,00
3,1	65	36	10	100.0310	8,00
3,2	65	36	10	100.0320	8,00
3,3	65	36	10	100.0330	8,90
3,4	70	39	10	100.0340	8,90
3,5	70	39	10	100.0350	8,90
3,6	70	39	10	100.0360	8,90
3,7	70	39	10	100.0370	8,90
3,8	75	43	10	100.0380	9,90
3,9	75	43	10	100.0390	9,90
4,0	75	43	10	100.0400	9,30
4,1	75	43	10	100.0410	9,90
4,2	75	43	10	100.0420	9,90
4,3	80	47	10	100.0430	11,30
4,4	80	47	10	100.0440	11,30
4,5	80	47	10	100.0450	11,60
4,6	80	47	10	100.0460	11,30
4,7	80	47	10	100.0470	12,20
4,8	86	52	10	100.0480	12,20
4,9	86	52	10	100.0490	12,00
5,0	86	52	10	100.0500	12,50
5,1	86	52	10	100.0510	13,10
5,2	86	52	10	100.0520	13,10
5,3	86	52	10	100.0530	13,40
5,4	93	57	10	100.0540	17,80
5,5	93	57	10	100.0550	15,50

d ₁	l ₁	l ₂	pcs/PU	Item no.	€ / PU
5,6	93	57	10	100.0560	16,20
5,7	93	57	10	100.0570	16,20
5,8	93	57	10	100.0580	16,20
5,9	93	57	10	100.0590	16,60
6,0	93	57	10	100.0600	15,50
6,1	101	63	10	100.0610	18,60
6,2	101	63	10	100.0620	18,60
6,3	101	63	10	100.0630	18,60
6,4	101	63	10	100.0640	19,60
6,5	101	63	10	100.0650	19,30
6,6	101	63	10	100.0660	19,60
6,7	101	63	10	100.0670	19,60
6,8	109	69	10	100.0680	23,10
6,9	109	69	10	100.0690	22,60
7,0	109	69	10	100.0700	20,80
7,1	109	69	10	100.0710	23,40
7,2	109	69	10	100.0720	24,30
7,3	109	69	10	100.0730	24,30
7,4	109	69	10	100.0740	24,30
7,5	109	69	10	100.0750	22,60
7,6	117	75	10	100.0760	26,40
7,7	117	75	10	100.0770	26,40
7,8	117	75	10	100.0780	26,40
7,9	117	75	10	100.0790	26,40
8,0	117	75	10	100.0800	26,60
8,1	117	75	10	100.0810	27,50
8,2	117	75	10	100.0820	28,60
8,3	117	75	10	100.0830	27,50
8,4	117	75	10	100.0840	27,50
8,5	117	75	10	100.0850	27,50
8,6	125	81	10	100.0860	33,40
8,7	125	81	10	100.0870	33,40
8,8	125	81	10	100.0880	33,40
8,9	125	81	10	100.0890	34,30
9,0	125	81	10	100.0900	32,80
9,1	125	81	10	100.0910	34,30
9,2	125	81	10	100.0920	34,30
9,3	125	81	10	100.0930	34,70
9,4	125	81	10	100.0940	34,70
9,5	125	81	10	100.0950	36,40
9,6	133	87	10	100.0960	38,40
9,7	133	87	10	100.0970	38,40
9,8	133	87	10	100.0980	38,40
9,9	133	87	10	100.0990	39,80
10,0	133	87	10	100.1000	38,90
10,2	133	87	5	100.1020	23,25
10,5	133	87	5	100.1050	26,35
11,0	142	94	5	100.1100	30,90
11,5	142	94	5	100.1150	31,30
12,0	151	101	5	100.1200	38,35
12,4 *	151	101	5	100.1240	45,90
12,5	151	101	5	100.1250	43,15
13,0	151	101	5	100.1300	46,85
15,5 *	178	120	1	100.1550	18,54

* Phase-out item, available until stock has depleted

HSS-R Jobber drill bit, SILVER-LINE, in EV-pack



Execution: HSS-R Jobber drill bit, DIN 338, roll forged, point-angle 118°, type N, steam tempered.

Application: General-purpose drill, to drill steels with tensile strength up to 1.000 N/mm², cast steel, grey cast iron, malleable cast iron, nickel brass and graphite.
Material groups : 1.1 - 1.4 / 3.1 - 3.3

d ₁	l ₁	l ₂	pcs/PU	Item no.	€ / PU
1,0	34	12	2	100.0100B	1,72
1,1	36	14	2	100.0110B	1,89
1,2	38	16	2	100.0120B	1,89
1,3	38	16	2	100.0130B	1,89
1,4	40	18	2	100.0140B	1,89
1,5	40	18	2	100.0150B	1,83
1,6	43	20	2	100.0160B	1,89
1,7	43	20	2	100.0170B	1,89
1,8	46	22	2	100.0180B	1,89
1,9	46	22	2	100.0190B	1,89
2,0	49	24	2	100.0200B	1,96
2,1	49	24	2	100.0210B	1,80
2,2	53	27	2	100.0220B	1,80
2,3	53	27	2	100.0230B	1,80
2,4	57	30	2	100.0240B	2,01
2,5	57	30	2	100.0250B	2,12
2,6	57	30	2	100.0260B	2,01
2,7	61	33	2	100.0270B	2,01
2,8	61	33	2	100.0280B	2,01
2,9	61	33	2	100.0290B	2,01
3,0	61	33	2	100.0300B	2,28
3,1 *	65	36	2	100.0310B	2,55
3,2	65	36	2	100.0320B	2,45
3,3	65	36	2	100.0330B	2,55
3,4	70	39	2	100.0340B	2,27
3,5	70	39	2	100.0350B	2,55
3,6	70	39	2	100.0360B	2,27
3,7	70	39	2	100.0370B	2,27
3,8	75	43	2	100.0380B	2,46
3,9	75	43	2	100.0390B	2,46
4,0	75	43	2	100.0400B	2,55
4,1 *	75	43	1	100.0410E	1,90
4,2	75	43	1	100.0420E	1,90
4,3	80	47	1	100.0430E	1,65
4,4	80	47	1	100.0440E	1,65
4,5	80	47	1	100.0450E	1,90
4,6	80	47	1	100.0460E	1,65
4,7	80	47	1	100.0470E	1,73
4,8 *	86	52	1	100.0480E	1,95
4,9	86	52	1	100.0490E	1,71
5,0	86	52	1	100.0500E	2,24
5,1 *	86	52	1	100.0510E	2,24
5,2	86	52	1	100.0520E	2,24
5,3	86	52	1	100.0530E	1,84
5,4	93	57	1	100.0540E	2,12
5,5	93	57	1	100.0550E	2,24
5,6	93	57	1	100.0560E	2,12
5,7	93	57	1	100.0570E	2,12
5,8	93	57	1	100.0580E	2,12

d ₁	l ₁	l ₂	pcs/PU	Item no.	€ / PU
5,9	93	57	1	100.0590E	2,16
6,0	93	57	1	100.0600E	2,39
6,1	101	63	1	100.0610E	2,36
6,2	101	63	1	100.0620E	2,36
6,3	101	63	1	100.0630E	2,36
6,4	101	63	1	100.0640E	2,47
6,5	101	63	1	100.0650E	2,47
6,6	101	63	1	100.0660E	2,47
6,7	101	63	1	100.0670E	2,47
6,8	109	69	1	100.0680E	2,54
6,9 *	109	69	1	100.0690E	2,82
7,0	109	69	1	100.0700E	2,54
7,1	109	69	1	100.0710E	2,91
7,2	109	69	1	100.0720E	2,99
7,3	109	69	1	100.0730E	2,99
7,4	109	69	1	100.0740E	2,99
7,5	109	69	1	100.0750E	3,20
7,6	117	75	1	100.0760E	3,20
7,7	117	75	1	100.0770E	3,20
7,8	117	75	1	100.0780E	3,20
7,9	117	75	1	100.0790E	3,20
8,0	117	75	1	100.0800E	3,56
8,1	117	75	1	100.0810E	3,32
8,2	117	75	1	100.0820E	3,43
8,3	117	75	1	100.0830E	3,32
8,4	117	75	1	100.0840E	3,32
8,5	117	75	1	100.0850E	3,74
8,6	125	81	1	100.0860E	3,97
8,7	125	81	1	100.0870E	3,97
8,8	125	81	1	100.0880E	3,97
8,9	125	81	1	100.0890E	4,05
9,0	125	81	1	100.0900E	4,55
9,1	125	81	1	100.0910E	4,05
9,2	125	81	1	100.0920E	4,05
9,3	125	81	1	100.0930E	4,08
9,4	125	81	1	100.0940E	4,08
9,5	125	81	1	100.0950E	4,67
9,6	133	87	1	100.0960E	4,46
9,7	133	87	1	100.0970E	4,46
9,8	133	87	1	100.0980E	4,46
9,9	133	87	1	100.0990E	4,61
10,0	133	87	1	100.1000E	4,95
10,5	133	87	1	100.1050E	5,90
11,0	142	94	1	100.1100E	7,69
11,5	142	94	1	100.1150E	7,85
12,0	151	101	1	100.1200E	8,41
12,5	151	101	1	100.1250E	9,50
13,0	151	101	1	100.1300E	10,29

* Phase-out item, available until stock has depleted

900

HSS-R Jobber drill bit set, SILVER-LINE, in PVC cassette

ROTEC®



Execution: HSS-R Jobber drill bit, DIN 338, roll forged, point-angle 118°, type N, steam tempered.

Application: General-purpose drill, to drill steels with tensile strength up to 1.000 N/mm², cast steel, grey cast iron, malleable cast iron, nickel brass and graphite.
Material groups : 1.1 - 1.4 / 3.1 - 3.3

Description	Type	Execution	Content	pcs/PU	Item no.	€ / PU
6 pc jobber drill bit set	100	Roll forged	ø2, 3, 4, 5, 6 and 8mm, 1 pc each	1	900.1020	7,68

HSS-R Jobber drill bit set, SILVER-LINE, in ABS cassette

ROTEC®



Execution: HSS-R Jobber drill bit, DIN 338, roll forged, point-angle 118°, type N, steam tempered.

Application: General-purpose drill, to drill steels with tensile strength up to 1.000 N/mm², cast steel, grey cast iron, malleable cast iron, nickel brass and graphite.
Material groups : 1.1 - 1.4 / 3.1 - 3.3

Description	Type	Execution	Content	pcs/PU	Item no.	€ / PU
19 pc jobber drill bit set	100	Roll forged	ø1 - 10 / 0,5mm increm. / 1 pc each	1	900.0019K	20,56
25 pc jobber drill bit set	100	Roll forged	ø1 - 13 / 0,5mm increm. / 1 pc each	1	900.0025K	41,18
50 pc jobber drill bit set	100	Roll forged	ø1 - 5,9 / 0,1mm increm. / 1 pc each	1	900.0035	51,54
41 pc jobber drill bit set	100	Roll forged	ø6 - 10 / 0,1mm increm. / 1 pc each	1	900.0040	118,04

Drill bit set type '100', '225'and '235' in ABS cassette

ROTEC®



Execution: Set with twisted drill bits for metal (type '100'), wood (type '235') and stone (type '225') in a handy impact-resistant ABS cassette.

Description	Type	Content	pcs/PU	Item no.	€ / PU
18 pc combi jobber drill bit set	100	ø3, 4, 5, 6, 8 and 10mm / 1 pc each	1	900.1059	32,71
	225	ø3, 4, 5, 6, 8 and 10mm / 1 pc each			
	235	ø3, 4, 5, 6, 8 and 10mm / 1 pc each			

HSS-R Jobber drill bit set, SILVER-LINE, in plastic case




Execution: HSS-R Jobber drill bit, DIN 338, roll forged, point-angle 118°, type N, steam tempered.

Application: General-purpose drill, to drill steels with tensile strength up to 1.000 N/mm², cast steel, grey cast iron, malleable cast iron, nickel brass and graphite.
Material groups : 1.1 - 1.4 / 3.1 - 3.3

Description	Type	Execution	Content	pcs/PU	Item no.	€ / PU
170 pc jobber drill bit set	100	Roll forged	ø1 - 8 / 0,5mm increm. / 10 pcs each ø8,5 - 10 / 0,5mm increm. / 5 pcs each	1	900.0170K	119,03
202 pc jobber drill bit set	100	Roll forged	ø1 - 8 / 0,5mm increm. / 10 pcs each ø8,5 - 10 / 0,5mm increm. / 5 pcs each ø10,5 - 13 / 0,5mm increm. / 2 pcs each Tapping sizes ø3,3 and 4,2 / 10 pcs each	1	900.0202K	242,21

120

HSS-R Jobber drill bit, SILVER-LINE, shank \varnothing 13



Execution: HSS-R Jobber drill bit, DIN 338, roll forged, point angle 118°, type N-spiral, steam tempered, shank reduced to \varnothing 13mm.

Application: General-purpose drill bit, to drill steels with tensile strength up to 1.000 N/mm², cast steel, grey cast iron, malleable cast iron, nickel brass and graphite.
Material groups : 1.1 - 1.4 / 3.1 - 3.3

d ₁	l ₁	l ₂	d ₂	pcs/PU	Item no.	€ / PU
13,5	160	108	13	1	120.1350	14,37
14,0	160	108	13	1	120.1400	15,10
14,5	169	114	13	1	120.1450	17,21
15,0	169	114	13	1	120.1500	18,02
15,5	178	120	13	1	120.1550	19,90
16,0	178	120	13	1	120.1600	20,96
16,5	185	125	13	1	120.1650	26,36
17,0	185	125	13	1	120.1700	29,77
17,5	195	130	13	1	120.1750	32,47
18,0	195	130	13	1	120.1800	33,96
18,5	200	135	13	1	120.1850	36,75

d ₁	l ₁	l ₂	d ₂	pcs/PU	Item no.	€ / PU
19,0	200	135	13	1	120.1900	38,49
19,5	205	140	13	1	120.1950	41,54
20,0	205	140	13	1	120.2000	43,31
20,5	205	140	13	1	120.2050	45,23
21,0	215	145	13	1	120.2100	46,36
22,0	215	145	13	1	120.2200	48,31
22,5	215	145	13	1	120.2250	60,14
23,0	220	150	13	1	120.2300	61,72
24,0	245	160	13	1	120.2400	66,11
25,0	245	160	13	1	120.2500	73,84
26,0	245	160	13	1	120.2600	88,81

121

HSS-R Jobber drill bit, SILVER-LINE, shank \varnothing 10



Execution: HSS-R Jobber drill bit, DIN 338, roll forged, point angle 118°, type N-spiral, steam tempered, shank reduced to \varnothing 10mm.

Application: General-purpose drill bit, to drill steels with tensile strength up to 1.000 N/mm², cast steel, grey cast iron, malleable cast iron, nickel brass and graphite.
Material groups : 1.1 - 1.4 / 3.1 - 3.3

d ₁	l ₁	l ₂	d ₂	pcs/PU	Item no.	€ / PU
10,5	133	87	10	1	121.1050	6,11
11,0	142	94	10	1	121.1100	6,99
11,5	142	94	10	1	121.1150	7,60
12,0	151	101	10	1	121.1200	8,12
12,5	151	101	10	1	121.1250	8,75
13,0	151	101	10	1	121.1300	9,17
13,5	160	108	10	1	121.1350	17,10
14,0	160	108	10	1	121.1400	17,98
14,5	169	114	10	1	121.1450	20,09
15,0	169	114	10	1	121.1500	21,03

d ₁	l ₁	l ₂	d ₂	pcs/PU	Item no.	€ / PU
15,5	178	120	10	1	121.1550	23,23
16,0	178	120	10	1	121.1600	24,44
16,5	185	125	10	1	121.1650	29,12
17,0	185	125	10	1	121.1700	31,95
17,5	195	130	10	1	121.1750	33,97
18,0	195	130	10	1	121.1800	36,36
18,5	200	135	10	1	121.1850	38,01
19,0	200	135	10	1	121.1900	40,25
19,5	205	140	10	1	121.1950	40,40
20,0	205	140	10	1	121.2000	44,46



Execution: HSS-R Jobber drill bit, DIN 338, series 'Precise', point-angle 118°, steam tempered, bronze colour finish. Special roll forging technology offers a stable core with a reduced core diameter at the tip which results in reduced cutting forces, better centring of the drill and a longer tool life.

Application: General-purpose drill, to drill steels with tensile strength up to 1.000 N/mm², cast steel, grey cast iron, malleable cast iron, nickel brass and graphite.
Material groups : 1.1 - 1.4 / 3.1 - 3.3

d ₁	l ₁	l ₂	pcs/PU	Item no.	€ / PU
1,0	34	12	10	101.0100	7,72
1,1	36	14	10	101.0110	8,76
1,2	38	16	10	101.0120	8,76
1,3	38	16	10	101.0130	8,76
1,4	40	18	10	101.0140	8,76
1,5	40	18	10	101.0150	8,76
1,6	43	20	10	101.0160	8,76
1,7	43	20	10	101.0170	8,76
1,8	46	22	10	101.0180	8,76
1,9	46	22	10	101.0190	8,76
2,0	49	24	10	101.0200	8,04
2,1	49	24	10	101.0210	8,76
2,2	53	27	10	101.0220	8,76
2,3	53	27	10	101.0230	8,76
2,4	57	30	10	101.0240	8,76
2,5	57	30	10	101.0250	8,76
2,6	57	30	10	101.0260	8,76
2,7	61	33	10	101.0270	10,51
2,8	61	33	10	101.0280	10,51
2,9	61	33	10	101.0290	10,51
3,0	61	33	10	101.0300	8,76
3,1	65	36	10	101.0310	10,51
3,2	65	36	10	101.0320	10,51
3,3	65	36	10	101.0330	10,51
3,4	70	39	10	101.0340	10,51
3,5	70	39	10	101.0350	11,02
3,6	70	39	10	101.0360	11,02
3,7	70	39	10	101.0370	11,02
3,75 *	70	39	10	101.0375	11,54
3,8	75	43	10	101.0380	11,54
3,9	75	43	10	101.0390	12,57
4,0	75	43	10	101.0400	11,02
4,1	75	43	10	101.0410	12,57
4,2	75	43	10	101.0420	12,57
4,25 *	75	43	10	101.0425	12,57
4,3	80	47	10	101.0430	12,57
4,4	80	47	10	101.0440	13,80
4,5	80	47	10	101.0450	13,80
4,6	80	47	10	101.0460	15,56
4,7	80	47	10	101.0470	15,56
4,8	86	52	10	101.0480	14,32
4,9	86	52	10	101.0490	15,97
5,0	86	52	10	101.0500	15,97
5,1	86	52	10	101.0510	15,97
5,2	86	52	10	101.0520	16,48
5,25 *	86	52	10	101.0525	20,19
5,3	86	52	10	101.0530	17,62
5,4	93	57	10	101.0540	17,62
5,5	93	57	10	101.0550	17,62
5,6	93	57	10	101.0560	19,26
5,7	93	57	10	101.0570	19,26
5,75 *	93	57	10	101.0575	25,86
5,8	93	57	10	101.0580	19,26
5,9	93	57	10	101.0590	19,26
6,0	93	57	10	101.0600	19,26
6,1	101	63	10	101.0610	23,59
6,2	101	63	10	101.0620	24,62
6,3	101	63	10	101.0630	24,62
6,4	101	63	10	101.0640	24,62
6,5	101	63	10	101.0650	22,05
6,6	101	63	10	101.0660	24,62
6,7	101	63	10	101.0670	24,62
6,75 *	101	63	10	101.0675	32,45

d ₁	l ₁	l ₂	pcs/PU	Item no.	€ / PU
6,8	109	69	10	101.0680	25,86
6,9	109	69	10	101.0690	25,86
7,0	109	69	10	101.0700	25,86
7,1	109	69	10	101.0710	26,37
7,2	109	69	10	101.0720	28,02
7,3	109	69	10	101.0730	28,02
7,4	109	69	10	101.0740	28,02
7,5	109	69	10	101.0750	28,02
7,6	117	75	10	101.0760	30,81
7,7	117	75	10	101.0770	30,81
7,8	117	75	10	101.0780	30,81
7,9	117	75	10	101.0790	31,83
8,0	117	75	10	101.0800	31,83
8,1	117	75	10	101.0810	33,07
8,2	117	75	10	101.0820	33,07
8,3	117	75	10	101.0830	35,75
8,4	117	75	10	101.0840	35,75
8,5	117	75	10	101.0850	35,23
8,6	125	81	10	101.0860	40,07
8,7	125	81	10	101.0870	40,07
8,75 *	125	81	10	101.0875	61,51
8,8	125	81	10	101.0880	40,69
8,9	125	81	10	101.0890	41,73
9,0	125	81	10	101.0900	39,45
9,1	125	81	10	101.0910	41,73
9,2	125	81	10	101.0920	41,73
9,3	125	81	10	101.0930	42,85
9,4	125	81	10	101.0940	42,85
9,5	125	81	10	101.0950	42,85
9,6	133	87	10	101.0960	47,29
9,7	133	87	10	101.0970	47,29
9,8	133	87	10	101.0980	52,33
9,9	133	87	10	101.0990	52,33
10,0	133	87	10	101.1000	48,93
10,1	133	87	5	101.1010	29,15
10,2	133	87	5	101.1020	29,15
10,3	133	87	5	101.1030	33,74
10,4	133	87	5	101.1040	33,74
10,5	133	87	5	101.1050	29,98
10,6	133	87	5	101.1060	36,00
10,7	142	94	5	101.1070	40,96
10,8	142	94	5	101.1080	40,96
10,9	142	94	5	101.1090	42,55
11,0	142	94	5	101.1100	33,74
11,1	142	94	5	101.1110	42,55
11,2	142	94	5	101.1120	42,55
11,25 *	142	94	5	101.1125	43,37
11,3	142	94	5	101.1130	43,37
11,4	142	94	5	101.1140	43,37
11,5	142	94	5	101.1150	37,71
11,6	142	94	5	101.1160	43,37
11,7	142	94	5	101.1170	45,58
11,8	142	94	5	101.1180	47,81
11,9	151	101	5	101.1190	50,32
12,0	151	101	5	101.1200	41,41
12,1	151	101	5	101.1210	53,32
12,2	151	101	5	101.1220	54,96
12,4	151	101	5	101.1240	57,23
12,5	151	101	5	101.1250	49,50
12,6	151	101	5	101.1260	59,13
12,7 *	151	101	5	101.1270	59,60
12,8	151	101	5	101.1280	62,07
12,9	151	101	5	101.1290	66,86

d ₁	l ₁	l ₂	pcs/PU	Item no.	€ / PU
13,0	151	101	5	101.1300	51,04
13,2	151	101	1	101.1320	13,97
13,25 *	151	101	1	101.1325	14,79
13,3	160	108	1	101.1330	16,65
13,4	160	108	1	101.1340	16,65
13,5	160	108	1	101.1350	14,44
13,6	160	108	1	101.1360	16,65
13,7	160	108	1	101.1370	16,93
13,8	160	108	1	101.1380	16,93
13,9	160	108	1	101.1390	17,91
14,0	160	108	1	101.1400	14,90
14,5	169	114	1	101.1450	20,40

d ₁	l ₁	l ₂	pcs/PU	Item no.	€ / PU
15,0	169	114	1	101.1500	20,40
15,5	178	120	1	101.1550	21,98
16,0	178	120	1	101.1600	21,98
16,5 *	184	125	1	101.1650	24,35
17,0 *	184	125	1	101.1700	25,12
17,5 *	191	130	1	101.1750	25,94
18,0 *	191	130	1	101.1800	26,70
18,5 *	198	135	1	101.1850	29,83
19,0 *	198	135	1	101.1900	31,43
19,5 *	205	140	1	101.1950	32,20
20,0 *	205	140	1	101.2000	33,80

* Phase-out item, available until stock has depleted

101 HSS-R Jobber drill bit, 'Precise', GOLD-LINE, in EV-pack **ROTEC®**



DIN 338 **HSS R** **118°** **PRECISE**

Execution: HSS-R Jobber drill bit, DIN 338, series 'Precise', point-angle 118°, steam tempered, bronze colour finish. Special roll forging technology offers a stable core with a reduced core diameter at the tip which results in reduced cutting forces, better centring of the drill and a longer tool life.

Application: General-purpose drill, to drill steels with tensile strength up to 1.000 N/mm², cast steel, grey cast iron, malleable cast iron, nickel brass and graphite.
Material groups : 1.1 - 1.4 / 3.1 - 3.3

d ₁	l ₁	l ₂	pcs/PU	Item no.	€ / PU
1,0	34	12	2	101.0100E	2,06
1,5	40	18	2	101.0150E	2,18
2,0	49	24	2	101.0200E	2,06
2,5	57	30	2	101.0250E	2,18
3,0	61	33	2	101.0300E	2,18
3,3	65	36	2	101.0330E	2,54
3,5	70	39	2	101.0350E	2,62
4,0	75	43	2	101.0400E	2,62
4,2	75	43	1	101.0420E	1,73
4,5	80	47	1	101.0450E	1,82
5,0	86	52	1	101.0500E	2,04
5,5	93	57	1	101.0550E	2,21
6,0	93	57	1	101.0600E	2,44
6,5	101	63	1	101.0650E	2,62
6,8	109	69	1	101.0680E	3,07

d ₁	l ₁	l ₂	pcs/PU	Item no.	€ / PU
7,0	109	69	1	101.0700E	3,07
7,5	109	69	1	101.0750E	3,38
8,0	117	75	1	101.0800E	3,64
8,5	117	75	1	101.0850E	3,98
9,0	125	81	1	101.0900E	4,46
9,5	125	81	1	101.0950E	4,99
10,0	133	87	1	101.1000E	5,62
10,2	133	87	1	101.1020E	6,31
10,5	133	87	1	101.1050E	6,75
11,0	142	94	1	101.1100E	7,34
11,5	142	94	1	101.1150E	8,08
12,0	151	101	1	101.1200E	8,88
12,5	151	101	1	101.1250E	10,40
13,0	151	101	1	101.1300E	10,73

900 HSS-R Jobber drill bit set, 'Precise', GOLD-LINE, in ABS cassette **ROTEC®**



Execution: HSS-R Jobber drill bit, DIN 338, series 'Precise', point-angle 118°, steam tempered, bronze colour finish. Special roll forging technology offers a stable core with a reduced core diameter at the tip which results in reduced cutting forces, better centring of the drill and a longer tool life.

Application: General-purpose drill, to drill steels with tensile strength up to 1.000 N/mm², cast steel, grey cast iron, malleable cast iron, nickel brass and graphite.
Material groups : 1.1 - 1.4 / 3.1 - 3.3

Description	Type	Execution	Content	pcs/PU	Item no.	€ / PU
19 pc jobber drill bit set	101	Precise	ø1 - 10 / 0,5mm increm. / 1 pc each	1	900.0024	50,89
25 pc jobber drill bit set	101	Precise	ø1 - 13 / 0,5mm increm. / 1 pc each	1	900.0030	95,92

HSS-R Jobber drill bit set, 'Precise', GOLD-LINE, in plastic case




Execution: HSS-R Jobber drill bit, DIN 338, series 'Precise', point-angle 118°, steam tempered, bronze colour finish. Special roll forging technology offers a stable core with a reduced core diameter at the tip which results in reduced cutting forces, better centring of the drill and a longer tool life.

Application: General-purpose drill, to drill steels with tensile strength up to 1.000 N/mm², cast steel, grey cast iron, malleable cast iron, nickel brass and graphite.
Material groups : 1.1 - 1.4 / 3.1 - 3.3

Description	Type	Execution	Content	pcs/PU	Item no.	€ / PU
170 pc jobber drill bit set	101	Precise	ø1 - 8 / 0,5mm increm. / 10 pcs each ø8,5 - 10 / 0,5mm increm. / 5 pcs each	1	900.0171K	351,67
202 pc jobber drill bit set	101	Precise	ø1 - 8 / 0,5mm increm. / 10 pcs each ø8,5 - 10 / 0,5mm increm. / 5 pcs each ø10,5 - 13 / 0,5mm increm. / 2 pcs each Pre-tap sizes ø3,3 and 4,2 / 10 pcs each	1	900.0212K	538,12

102

HSS-G Jobber drill bit, type HD-S, GOLD-LINE



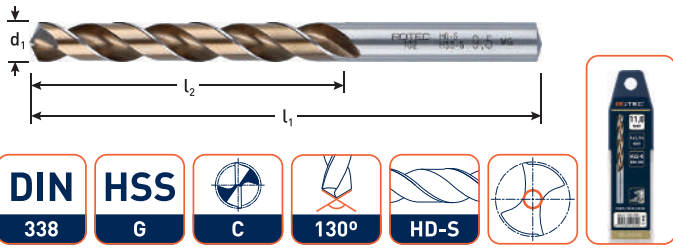
Execution: HSS-G Jobber drill bit, DIN 338, ground flute, split-point according to DIN 1412-C, point angle 130°, type HD-S spiral with reinforced core for high precision and long tool life, bright finish.

Application: General-purpose use, but due to the strengthened core also suited for use on CNC-machines, on most common materials such as steels up to 1.000 N/mm², cast steel, grey cast iron, malleable cast iron, nickel silver, graphite, etc.
Material groups : 1.1 - 1.4 / 3.1 - 3.3 / 4.2 - 4.12

d ₁	l ₁	l ₂	pcs/PU	Item no.	€ / PU
0,3	19	3	10	102.0030	40,79
0,4	20	5	10	102.0040	33,17
0,5	22	6	10	102.0050	26,89
0,6	24	7	10	102.0060	26,48
0,7	28	9	10	102.0070	24,21
0,8	30	10	10	102.0080	22,36
0,9	32	11	10	102.0090	22,36
1,0	34	12	10	102.0100	22,36
1,1	36	14	10	102.0110	32,60
1,2	38	16	10	102.0120	22,36
1,3	38	16	10	102.0130	21,22
1,4	40	18	10	102.0140	20,71
1,5	40	18	10	102.0150	17,10
1,6	43	20	10	102.0160	16,07
1,7	43	20	10	102.0170	17,10
1,8	46	22	10	102.0180	14,63
1,9	46	22	10	102.0190	15,04
2,0	49	24	10	102.0200	13,40
2,1	49	24	10	102.0210	15,56
2,2	53	27	10	102.0220	15,56
2,3	53	27	10	102.0230	15,56
2,4	57	30	10	102.0240	16,59
2,5	57	30	10	102.0250	16,59
2,6	57	30	10	102.0260	16,59
2,7	61	33	10	102.0270	16,59
2,8	61	33	10	102.0280	17,10
2,9	61	33	10	102.0290	17,10
3,0	61	33	10	102.0300	21,22
3,1	65	36	10	102.0310	24,21
3,2	65	36	10	102.0320	24,21
3,25	65	36	10	102.0325	19,16
3,3	65	36	10	102.0330	24,21
3,4	70	39	10	102.0340	24,21
3,5	70	39	10	102.0350	23,28
3,6	70	39	10	102.0360	26,48
3,7	70	39	10	102.0370	34,42
3,8	75	43	10	102.0380	28,02
3,9	75	43	10	102.0390	28,43
4,0	75	43	10	102.0400	23,80
4,1	75	43	10	102.0410	28,95
4,2	75	43	10	102.0420	27,51
4,3	80	47	10	102.0430	39,39
4,4	80	47	10	102.0440	31,11
4,5	80	47	10	102.0450	28,02
4,6	80	47	10	102.0460	31,11
4,7	80	47	10	102.0470	39,39
4,8	86	52	10	102.0480	31,11
4,9	86	52	10	102.0490	33,17
5,0	86	52	10	102.0500	28,02
5,1	86	52	10	102.0510	33,17
5,2	86	52	10	102.0520	33,17
5,3	86	52	10	102.0530	33,17
5,4	93	57	10	102.0540	48,00
5,5	93	57	10	102.0550	36,37
5,6	93	57	10	102.0560	46,69
5,7	93	57	10	102.0570	38,43
5,8	93	57	10	102.0580	38,95

d ₁	l ₁	l ₂	pcs/PU	Item no.	€ / PU
5,9	93	57	10	102.0590	48,73
6,0	93	57	10	102.0600	36,37
6,1	101	63	10	102.0610	42,03
6,2	101	63	10	102.0620	52,13
6,3	101	63	10	102.0630	42,65
6,4	101	63	10	102.0640	55,68
6,5	101	63	10	102.0650	42,65
6,6	101	63	10	102.0660	45,63
6,7	101	63	10	102.0670	60,70
6,8	109	69	10	102.0680	56,45
6,9	109	69	10	102.0690	56,45
7,0	109	69	10	102.0700	48,73
7,1	109	69	10	102.0710	56,87
7,2	109	69	10	102.0720	58,62
7,3	109	69	10	102.0730	74,07
7,4	109	69	10	102.0740	59,65
7,5	109	69	10	102.0750	56,45
7,6	117	75	10	102.0760	80,89
7,7	117	75	10	102.0770	80,89
7,8	117	75	10	102.0780	80,89
7,9	117	75	10	102.0790	81,55
8,0	117	75	10	102.0800	56,45
8,1	117	75	5	102.0810	41,90
8,2	117	75	5	102.0820	33,43
8,3	117	75	5	102.0830	35,75
8,4	117	75	5	102.0840	45,79
8,5	117	75	5	102.0850	34,77
8,6	125	81	5	102.0860	39,35
8,7	125	81	5	102.0870	39,35
8,8	125	81	5	102.0880	40,44
8,9	125	81	5	102.0890	53,44
9,0	125	81	5	102.0900	37,81
9,1	125	81	5	102.0910	53,44
9,2	125	81	5	102.0920	53,44
9,3	125	81	5	102.0930	53,44
9,4	125	81	5	102.0940	53,44
9,5	125	81	5	102.0950	41,73
9,6	133	87	5	102.0960	59,45
9,7	133	87	5	102.0970	59,45
9,8	133	87	5	102.0980	50,79
9,9	133	87	5	102.0990	50,79
10,0	133	87	5	102.1000	44,09
10,1	133	87	5	102.1010	51,31
10,2	133	87	5	102.1020	55,94
10,3	133	87	5	102.1030	63,98
10,4	133	87	5	102.1040	63,98
10,5	133	87	5	102.1050	58,57
10,8	142	94	5	102.1080	76,19
11,0	142	94	5	102.1100	66,35
11,5	142	94	5	102.1150	71,29
12,0	151	101	5	102.1200	80,36
12,1	151	101	5	102.1210	99,83
12,2	151	101	5	102.1220	102,87
12,3	151	101	5	102.1230	99,83
12,4	151	101	5	102.1240	104,72
12,5	151	101	5	102.1250	103,69
13,0	151	101	5	102.1300	97,71

HSS-G Jobber drill bit, type HD-S, GOLD-LINE, in EV-pack



Execution: HSS-G Jobber drill bit, DIN 338, ground flute, split-point according to DIN 1412-C, point angle 130°, type HD-S spiral with reinforced core for high precision and long tool life, bright finish.


Application: General-purpose use, but due to the strengthened core also suited for use on CNC-machines, on most common materials such as steels up to 1.000 N/mm², cast steel, grey cast iron, malleable cast iron, nickel silver, graphite, etc.
Material groups : 1.1 - 1.4 / 3.1 - 3.3 / 4.2 - 4.12

d ₁	l ₁	l ₂	pcs/PU	Item no.	€ / PU
1,0	34	12	1	102.0100E	2,56
1,1	36	14	1	102.0110E	3,72
1,2	38	16	1	102.0120E	2,56
1,3	38	16	1	102.0130E	2,49
1,4	40	18	1	102.0140E	2,36
1,5	40	18	1	102.0150E	2,16
1,6	43	20	1	102.0160E	2,10
1,7	43	20	1	102.0170E	2,16
1,8	46	22	1	102.0180E	1,96
1,9	46	22	1	102.0190E	2,01
2,0	49	24	1	102.0200E	1,83
2,1	49	24	1	102.0210E	2,04
2,2	53	27	1	102.0220E	2,04
2,3	53	27	1	102.0230E	2,04
2,4	57	30	1	102.0240E	2,13
2,5	57	30	1	102.0250E	2,13
2,6	57	30	1	102.0260E	2,13
2,7	61	33	1	102.0270E	2,13
2,8	61	33	1	102.0280E	2,20
2,9	61	33	1	102.0290E	2,20
3,0	61	33	1	102.0300E	2,46
3,1	65	36	1	102.0310E	2,80
3,2	65	36	1	102.0320E	2,80
3,25	65	36	1	102.0325E	2,29
3,3	65	36	1	102.0330E	2,80
3,4	70	39	1	102.0340E	2,80
3,5	70	39	1	102.0350E	2,69
3,6	70	39	1	102.0360E	2,99
3,7	70	39	1	102.0370E	3,12
3,8	75	43	1	102.0380E	3,17
3,9	75	43	1	102.0390E	3,21
4,0	75	43	1	102.0400E	2,76
4,1	75	43	1	102.0410E	3,26
4,2	75	43	1	102.0420E	3,12
4,3	80	47	1	102.0430E	3,52
4,4	80	47	1	102.0440E	3,52
4,5	80	47	1	102.0450E	3,20
4,6	80	47	1	102.0460E	3,52
4,7	80	47	1	102.0470E	3,52
4,8	86	52	1	102.0480E	3,52
4,9	86	52	1	102.0490E	3,75
5,0	86	52	1	102.0500E	3,20
5,1	86	52	1	102.0510E	3,75
5,2	86	52	1	102.0520E	3,75
5,3	86	52	1	102.0530E	3,75
5,4	93	57	1	102.0540E	5,12
5,5	93	57	1	102.0550E	4,06
5,6	93	57	1	102.0560E	5,24
5,7	93	57	1	102.0570E	4,29
5,8	93	57	1	102.0580E	4,33
5,9	93	57	1	102.0590E	5,34
6,0	93	57	1	102.0600E	4,06
6,1	101	63	1	102.0610E	4,66

d ₁	l ₁	l ₂	pcs/PU	Item no.	€ / PU
6,2	101	63	1	102.0620E	5,73
6,3	101	63	1	102.0630E	4,71
6,4	101	63	1	102.0640E	4,82
6,5	101	63	1	102.0650E	4,71
6,6	101	63	1	102.0660E	5,04
6,7	101	63	1	102.0670E	6,45
6,8	109	69	1	102.0680E	6,02
6,9	109	69	1	102.0690E	6,02
7,0	109	69	1	102.0700E	5,43
7,1	109	69	1	102.0710E	6,07
7,2	109	69	1	102.0720E	6,24
7,3	109	69	1	102.0730E	8,00
7,4	109	69	1	102.0740E	6,32
7,5	109	69	1	102.0750E	6,02
7,6	117	75	1	102.0760E	8,61
7,7	117	75	1	102.0770E	8,61
7,8	117	75	1	102.0780E	8,61
7,9	117	75	1	102.0790E	8,68
8,0	117	75	1	102.0800E	6,02
8,1	117	75	1	102.0810E	8,88
8,3	117	75	1	102.0830E	7,58
8,4	117	75	1	102.0840E	9,71
8,5	117	75	1	102.0850E	7,38
8,6	125	81	1	102.0860E	8,38
8,7	125	81	1	102.0870E	8,38
8,8	125	81	1	102.0880E	8,62
8,9	125	81	1	102.0890E	11,38
9,0	125	81	1	102.0900E	8,06
9,1	125	81	1	102.0910E	10,33
9,2	125	81	1	102.0920E	11,38
9,3	125	81	1	102.0930E	11,38
9,4	125	81	1	102.0940E	11,38
9,5	125	81	1	102.0950E	8,88
9,6	133	87	1	102.0960E	12,31
9,7	133	87	1	102.0970E	12,31
9,8	133	87	1	102.0980E	10,55
9,9	133	87	1	102.0990E	10,55
10,0	133	87	1	102.1000E	9,43
10,1	133	87	1	102.1010E	10,60
10,2	133	87	1	102.1020E	11,65
10,3	133	87	1	102.1030E	13,14
10,4	133	87	1	102.1040E	13,14
10,5	133	87	1	102.1050E	12,15
10,8	142	94	1	102.1080E	16,20
11,0	142	94	1	102.1100E	13,68
11,5	142	94	1	102.1150E	14,68
12,0	151	101	1	102.1200E	16,47
12,1	151	101	1	102.1210E	20,04
12,2	151	101	1	102.1220E	20,56
12,3	151	101	1	102.1230E	18,81
12,4	151	101	1	102.1240E	21,27
12,5	151	101	1	102.1250E	18,26
13,0	151	101	1	102.1300E	19,94

102

HSS-G Jobber drill bit, type HD-S, GOLD-LINE, shank \varnothing 13



Execution: HSS-G Jobber drill bit, DIN 338, ground flute, split-point according to DIN 1412-C, point angle 130°, type HD-S spiral with reinforced core for high precision and long tool life, bright finish. All drill bit > \varnothing 13mm are standard with a reduced shank \varnothing 13mm.

Application: General-purpose use, but due to the strengthened core also suited for use on CNC-machines, on most common materials such as steels up to 1.000 N/mm², cast steel, grey cast iron, malleable cast iron, nickel silver, graphite, etc.
Material groups : 1.1 - 1.4 / 3.1 - 3.3 / 4.2 - 4.12

d ₁	l ₁	l ₂	d ₂	pcs/PU	Item no.	€ / PU
13,5	160	108	13	1	102.1350	22,41
14,0	160	108	13	1	102.1400	24,51
14,5	169	114	13	1	102.1450	25,97
15,0	169	114	13	1	102.1500	28,31
15,5	178	120	13	1	102.1550	34,78
16,0	178	120	13	1	102.1600	33,65
16,5	184	125	13	1	102.1650	42,14

d ₁	l ₁	l ₂	d ₂	pcs/PU	Item no.	€ / PU
17,0	184	125	13	1	102.1700	42,09
17,5	191	130	13	1	102.1750	48,37
18,0	191	130	13	1	102.1800	48,20
18,5	198	135	13	1	102.1850	54,65
19,0	198	135	13	1	102.1900	56,04
19,5	205	140	13	1	102.1950	63,44
20,0	205	140	13	1	102.2000	64,29

900

HSS-G Jobber drill bit set, type HD-S, GOLD-LINE, in ABS cassette



Execution: HSS-G Jobber drill bit, DIN 338, ground flute, split-point according to DIN 1412-C, point angle 130°, type HD-S spiral with reinforced core for high precision and long tool life, bright finish.

Application: General-purpose use, but due to the strengthened core also suited for use on CNC-machines, on most common materials such as steels up to 1.000 N/mm², cast steel, grey cast iron, malleable cast iron, nickel silver, graphite, etc.
Material groups : 1.1 - 1.4 / 3.1 - 3.3 / 4.2 - 4.12

Description	Type	Execution	Content	pcs/PU	Item no.	€ / PU
19 pc jobber drill bit set	102	Ground	\varnothing 1 - 10 / 0,5mm increm. / 1 pc each	1	900.0022	92,38
25 pc jobber drill bit set	102	Ground	\varnothing 1 - 13 / 0,5mm increm. / 1 pc each	1	900.0028	182,32
50 pc jobber drill bit set	102	Ground	\varnothing 1 - 5,9 / 0,1mm increm. / 1 pc each	1	900.0036	158,80
41 pc jobber drill bit set	102	Ground	\varnothing 6 - 10 / 0,1mm increm. / 1 pc each	1	900.0041	349,89

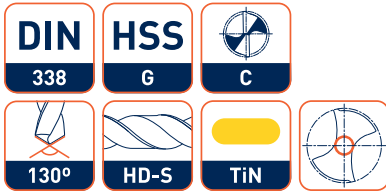
HSS-G Jobber drill bit set, type HD-S, GOLD-LINE, in plastic case



Execution: HSS-G Jobber drill bit, DIN 338, ground flute, split-point according to DIN 1412-C, point angle 130°, type HD-S spiral with reinforced core for high precision and long tool life, bright finish.

Application: General-purpose use, but due to the strengthened core also suited for use on CNC-machines, on most common materials such as steel and (un)alloyed steel, stainless steel, cast-iron and non-ferrous metals with tensile strength up to 1.000 N/mm².
Material groups : 1.1 - 1.4 / 2.1 - 2.2 / 3.1 / 4.1 - 4.11 / 5.3 - 5.4

Description	Type	Execution	Content	pcs/PU	Item no.	€ / PU
170 pc jobber drill bit set	102	Ground	\varnothing 1 - 8 / 0,5mm increm. / 10 pcs each \varnothing 8,5 - 10 / 0,5mm increm. / 5 pcs each	1	900.0174K	674,88
202 pc jobber drill bit set	102	Ground	\varnothing 1 - 8 / 0,5mm increm. / 10 pcs each \varnothing 8,5 - 10 / 0,5mm increm. / 5 pcs each \varnothing 10,5 - 13 / 0,5mm increm. / 2 pcs each Pre-tap sizes \varnothing 3,3 and 4,2 / 10 pcs each	1	900.0222WK	926,12



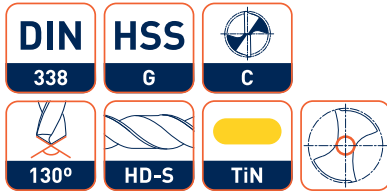
Execution: HSS-G Jobber drill bit, DIN 338, ground flute, split-point according to DIN 1412-C, point angle 130°, type HD-S spiral with reinforced core for high precision and long tool life, bright finish. More wear-resistant, increased thermal stability and longer tool life due to newest TiN-TOP-coating.

Application: General-purpose use, but due to the strengthened core also suited for use on CNC-machines, on most common materials such as steel and (un)alloyed steel, stainless steel, cast-iron and non-ferrous metals with tensile strength up to 1.000 N/mm².
Material groups : 1.1 - 1.4 / 2.1 - 2.2 / 3.1 / 4.1 - 4.11 / 5.3 - 5.4

d ₁	l ₁	l ₂	pcs/PU	Item no.	€ / PU
1,0	34	12	10	102.0100T	43,99
1,1	36	14	10	102.0110T	42,03
1,2	38	16	10	102.0120T	43,99
1,3	38	16	10	102.0130T	41,51
1,4	40	18	10	102.0140T	41,51
1,5	40	18	10	102.0150T	38,43
1,6	43	20	10	102.0160T	36,78
1,7	43	20	10	102.0170T	36,78
1,8	46	22	10	102.0180T	34,21
1,9	46	22	10	102.0190T	34,21
2,0	49	24	10	102.0200T	19,78
2,1	49	24	10	102.0210T	22,36
2,2	53	27	10	102.0220T	22,36
2,3	53	27	10	102.0230T	22,36
2,4	57	30	10	102.0240T	23,80
2,5	57	30	10	102.0250T	23,80
2,6	57	30	10	102.0260T	23,80
2,7	61	33	10	102.0270T	23,80
2,8	61	33	10	102.0280T	24,21
2,9	61	33	10	102.0290T	24,21
3,0	61	33	10	102.0300T	27,51
3,1	65	36	10	102.0310T	31,11
3,2	65	36	10	102.0320T	31,11
3,3	65	36	10	102.0330T	31,11
3,4	70	39	10	102.0340T	31,11
3,5	70	39	10	102.0350T	29,57
3,6	70	39	10	102.0360T	33,79
3,7	70	39	10	102.0370T	34,72
3,8	75	43	10	102.0380T	35,75
3,9	75	43	10	102.0390T	36,37
4,0	75	43	10	102.0400T	29,98
4,1	75	43	10	102.0410T	37,91
4,2	75	43	10	102.0420T	34,72
4,3	80	47	10	102.0430T	39,87
4,4	80	47	10	102.0440T	39,87
4,5	80	47	10	102.0450T	35,75
4,6	80	47	10	102.0460T	39,87
4,7	80	47	10	102.0470T	39,87
4,8	86	52	10	102.0480T	39,87
4,9	86	52	10	102.0490T	42,65
5,0	86	52	10	102.0500T	35,75
5,1	86	52	10	102.0510T	42,65
5,2	86	52	10	102.0520T	42,65
5,3	86	52	10	102.0530T	42,65
5,4	93	57	10	102.0540T	47,81
5,5	93	57	10	102.0550T	46,67
5,6	93	57	10	102.0560T	47,81
5,7	93	57	10	102.0570T	48,73
5,8	93	57	10	102.0580T	49,35

d ₁	l ₁	l ₂	pcs/PU	Item no.	€ / PU
5,9	93	57	10	102.0590T	49,35
6,0	93	57	10	102.0600T	46,67
6,1	101	63	10	102.0610T	54,91
6,2	101	63	10	102.0620T	54,91
6,3	101	63	10	102.0630T	56,45
6,4	101	63	10	102.0640T	58,11
6,5	101	63	10	102.0650T	56,45
6,6	101	63	10	102.0660T	61,19
6,7	101	63	10	102.0670T	61,81
6,8	109	69	10	102.0680T	71,50
6,9	109	69	10	102.0690T	71,50
7,0	109	69	10	102.0700T	64,29
7,1	109	69	10	102.0710T	72,01
7,2	109	69	10	102.0720T	74,07
7,3	109	69	10	102.0730T	74,07
7,4	109	69	10	102.0740T	76,24
7,5	109	69	10	102.0750T	71,50
7,6	117	75	10	102.0760T	80,88
7,7	117	75	10	102.0770T	80,88
7,8	117	75	10	102.0780T	80,88
7,9	117	75	10	102.0790T	81,49
8,0	117	75	10	102.0800T	71,50
8,1	117	75	5	102.0810T	41,73
8,2	117	75	5	102.0820T	42,50
8,3	117	75	5	102.0830T	46,67
8,4	117	75	5	102.0840T	46,67
8,5	117	75	5	102.0850T	45,08
8,6	125	81	5	102.0860T	51,82
8,7	125	81	5	102.0870T	51,82
8,8	125	81	5	102.0880T	52,38
8,9	125	81	5	102.0890T	54,44
9,0	125	81	5	102.0900T	49,25
9,1	125	81	5	102.0910T	54,44
9,2	125	81	5	102.0920T	54,44
9,3	125	81	5	102.0930T	54,44
9,4	125	81	5	102.0940T	54,44
9,5	125	81	5	102.0950T	54,44
9,6	133	87	5	102.0960T	59,08
9,7	133	87	5	102.0970T	59,08
9,8	133	87	5	102.0980T	65,83
9,9	133	87	5	102.0990T	65,83
10,0	133	87	5	102.1000T	58,36
10,2	133	87	5	102.1020T	72,32
10,5	133	87	5	102.1050T	75,67
11,0	142	94	5	102.1100T	85,25
11,5	142	94	5	102.1150T	91,80
12,0	151	101	5	102.1200T	104,21
12,5	151	101	5	102.1250T	115,39
13,0	151	101	5	102.1300T	126,46

HSS-G Jobber drill bit, type HD-S, TiN-TOP, GOLD-LINE, in EV-pack



Execution: HSS-G Jobber drill bit, DIN 338, ground flute, split-point according to DIN 1412-C, point angle 130°, type HD-S spiral with reinforced core for high precision and long tool life, bright finish. More wear-resistant, increased thermal stability and longer tool life due to newest TiN-TOP-coating.

Application: General-purpose use, but due to the strengthened core also suited for use on CNC-machines, on most common materials such as steel and (un)alloyed steel, stainless steel, cast-iron and non-ferrous metals with tensile strength up to 1.000 N/mm².
Material groups : 1.1 - 1.4 / 2.1 - 2.2 / 3.1 / 4.1 - 4.11 / 5.3 - 5.4

d ₁	l ₁	l ₂	pcs/PU	Item no.	€/ PU
1,0	34	12	1	102.0100TE	4,75
1,1	36	14	1	102.0110TE	4,55
1,2	38	16	1	102.0120TE	4,75
1,3	38	16	1	102.0130TE	4,50
1,4	40	18	1	102.0140TE	4,50
1,5	40	18	1	102.0150TE	4,19
1,6	43	20	1	102.0160TE	4,01
1,7	43	20	1	102.0170TE	4,01
1,8	46	22	1	102.0180TE	3,76
1,9	46	22	1	102.0190TE	3,76
2,0	49	24	1	102.0200TE	2,33
2,1	49	24	1	102.0210TE	2,60
2,2	53	27	1	102.0220TE	2,60
2,3	53	27	1	102.0230TE	2,60
2,4	57	30	1	102.0240TE	2,76
2,5	57	30	1	102.0250TE	2,76
2,6	57	30	1	102.0260TE	2,76
2,7	61	33	1	102.0270TE	2,76
2,8	61	33	1	102.0280TE	2,80
2,9	61	33	1	102.0290TE	2,80
3,0	61	33	1	102.0300TE	3,12
3,1	65	36	1	102.0310TE	3,49
3,2	65	36	1	102.0320TE	3,49
3,3	65	36	1	102.0330TE	3,49
3,4	70	39	1	102.0340TE	3,49
3,5	70	39	1	102.0350TE	3,34
3,6	70	39	1	102.0360TE	3,76
3,7	70	39	1	102.0370TE	3,87
3,8	75	43	1	102.0380TE	3,98
3,9	75	43	1	102.0390TE	4,03
4,0	75	43	1	102.0400TE	3,40
4,1	75	43	1	102.0410TE	4,22
4,2	75	43	1	102.0420TE	3,87
4,3	80	47	1	102.0430TE	4,44
4,4	80	47	1	102.0440TE	4,44
4,5	80	47	1	102.0450TE	4,02
4,6	80	47	1	102.0460TE	4,44
4,7	80	47	1	102.0470TE	4,44
4,8	86	52	1	102.0480TE	4,44
4,9	86	52	1	102.0490TE	4,71
5,0	86	52	1	102.0500TE	4,02
5,1	86	52	1	102.0510TE	4,71
5,2	86	52	1	102.0520TE	4,71
5,3	86	52	1	102.0530TE	4,71
5,4	93	57	1	102.0540TE	5,26
5,5	93	57	1	102.0550TE	5,16
5,6	93	57	1	102.0560TE	5,26
5,7	93	57	1	102.0570TE	5,38
5,8	93	57	1	102.0580TE	5,42

d ₁	l ₁	l ₂	pcs/PU	Item no.	€/ PU
5,9	93	57	1	102.0590TE	5,42
6,0	93	57	1	102.0600TE	5,16
6,1	101	63	1	102.0610TE	5,87
6,2	101	63	1	102.0620TE	5,87
6,3	101	63	1	102.0630TE	5,97
6,4	101	63	1	102.0640TE	6,12
6,5	101	63	1	102.0650TE	5,97
6,6	101	63	1	102.0660TE	6,42
6,7	101	63	1	102.0670TE	6,49
6,8	109	69	1	102.0680TE	7,58
6,9	109	69	1	102.0690TE	7,58
7,0	109	69	1	102.0700TE	6,83
7,1	109	69	1	102.0710TE	7,63
7,2	109	69	1	102.0720TE	7,85
7,3	109	69	1	102.0730TE	7,85
7,4	109	69	1	102.0740TE	8,06
7,5	109	69	1	102.0750TE	7,58
7,6	117	75	1	102.0760TE	8,56
7,7	117	75	1	102.0770TE	8,56
7,8	117	75	1	102.0780TE	8,56
7,9	117	75	1	102.0790TE	8,63
8,0	117	75	1	102.0800TE	7,58
8,1	117	75	1	102.0810TE	8,82
8,2	117	75	1	102.0820TE	8,98
8,3	117	75	1	102.0830TE	9,59
8,4	117	75	1	102.0840TE	9,59
8,5	117	75	1	102.0850TE	9,42
8,6	125	81	1	102.0860TE	10,75
8,7	125	81	1	102.0870TE	10,75
8,8	125	81	1	102.0880TE	10,88
8,9	125	81	1	102.0890TE	11,29
9,0	125	81	1	102.0900TE	10,23
9,1	125	81	1	102.0910TE	11,29
9,2	125	81	1	102.0920TE	11,29
9,3	125	81	1	102.0930TE	11,29
9,4	125	81	1	102.0940TE	11,29
9,5	125	81	1	102.0950TE	11,29
9,6	133	87	1	102.0960TE	12,28
9,7	133	87	1	102.0970TE	12,28
9,8	133	87	1	102.0980TE	13,45
9,9	133	87	1	102.0990TE	13,45
10,0	133	87	1	102.1000TE	12,11
10,2	133	87	1	102.1020TE	14,84
10,5	133	87	1	102.1050TE	15,52
11,0	142	94	1	102.1100TE	17,42
11,5	142	94	1	102.1150TE	18,75
12,0	151	101	1	102.1200TE	21,13
12,5	151	101	1	102.1250TE	23,36
13,0	151	101	1	102.1300TE	25,54

900

HSS-G Jobber drill bit set, type HD-S, TiN-TOP, GOLD-LINE, in ABS cassette

ROTEC®



Execution: HSS-G Jobber drill bit, DIN 338, ground flute, split-point according to DIN 1412-C, point angle 130°, type HD-S spiral with reinforced core for high precision and long tool life, bright finish. More wear-resistant, increased thermal stability and longer tool life due to newest TiN-TOP-coating.

Application: General-purpose use, but due to the strengthened core also suited for use on CNC-machines, on most common materials such as steel and (un)alloyed steel, stainless steel, cast-iron and non-ferrous metals with tensile strength up to 1.000 N/mm².
Material groups : 1.1 - 1.4 / 2.1 - 2.2 / 3.1 / 4.1 - 4.11 / 5.3 - 5.4

Description	Type	Execution	Content	pcs/PU	Item no.	€ / PU
19 pc jobber drill bit set	102T	Ground	ø1 - 10 / 0,5mm increm. / 1 pc each	1	900.0022T	107,81
25 pc jobber drill bit set	102T	Ground	ø1 - 13 / 0,5mm increm. / 1 pc each	1	900.0028T	224,09

HSS-G Jobber drill bit set, type HD-S, TiN-TOP, GOLD-LINE, in plastic case

ROTEC®




Execution: HSS-G Jobber drill bit, DIN 338, ground flute, split-point according to DIN 1412-C, point angle 130°, type HD-S spiral with reinforced core for high precision and long tool life, bright finish. More wear-resistant, increased thermal stability and longer tool life due to newest TiN-TOP-coating.

Application: General-purpose use, but due to the strengthened core also suited for use on CNC-machines, on most common materials such as steel and (un)alloyed steel, stainless steel, cast-iron and non-ferrous metals with tensile strength up to 1.000 N/mm².
Material groups : 1.1 - 1.4 / 2.1 - 2.2 / 3.1 / 4.1 - 4.11 / 5.3 - 5.4

Description	Type	Execution	Content	pcs/PU	Item no.	€ / PU
170 pc jobber drill bit set	102T	Ground	ø1 - 8 / 0,5mm increm. / 10 pcs each ø8,5 - 10 / 0,5mm increm. / 5 pcs each	1	900.0174TK	815,77

105

HSS-G Jobber drill bit, SILVER-LINE




Execution: HSS-G Jobber drill bit, DIN 338, ground flute, split-point according to DIN 1412-C, point angle 135°, type N-spiral. For high precision and long tool life.

Application: General-purpose use, for drilling of most common materials such as steel and alloyed steel with tensile strength up to 1.000 N/mm², cast-iron, etc.
Material groups : 1.1 - 1.4 / 2.1 - 2.2 / 3.1 / 4.1 - 4.11 / 5.3 - 5.4

d ₁	l ₁	l ₂	pcs/PU	Item no.	€ / PU
1,0	34	12	10	105.0100	4,80
1,1	36	14	10	105.0110	5,40
1,2	38	16	10	105.0120	5,40
1,3	38	16	10	105.0130	5,40
1,4	40	18	10	105.0140	5,40
1,5	40	18	10	105.0150	5,40
1,6	43	20	10	105.0160	5,90
1,7	43	20	10	105.0170	5,90
1,8	46	22	10	105.0180	5,90
1,9	46	22	10	105.0190	5,90
2,0	49	24	10	105.0200	5,90
2,1	49	24	10	105.0210	6,50
2,2	53	27	10	105.0220	6,50
2,3	53	27	10	105.0230	6,50
2,4	57	30	10	105.0240	6,50
2,5	57	30	10	105.0250	6,50
2,6	57	30	10	105.0260	10,80
2,7	61	33	10	105.0270	10,80
2,8	61	33	10	105.0280	10,80
2,9	61	33	10	105.0290	10,80
3,0	61	33	10	105.0300	10,80
3,1	61	36	10	105.0310	12,60
3,2	65	36	10	105.0320	12,60
3,3	65	36	10	105.0330	12,60
3,4	70	39	10	105.0340	12,60
3,5	70	39	10	105.0350	12,60
3,6	70	39	10	105.0360	14,50
3,7	70	39	10	105.0370	14,50
3,8	75	43	10	105.0380	14,50
3,9	75	43	10	105.0390	14,80
4,0	75	43	10	105.0400	14,50
4,1	75	43	10	105.0410	15,80
4,2	75	43	10	105.0420	16,70
4,3	80	47	10	105.0430	16,70
4,4	80	47	10	105.0440	16,70
4,5	80	47	10	105.0450	17,20
4,6	80	47	10	105.0460	19,60
4,7	80	47	10	105.0470	19,60
4,8	86	52	10	105.0480	19,30
4,9	86	52	10	105.0490	18,70
5,0	86	52	10	105.0500	19,30
5,1	86	52	10	105.0510	22,60
5,2	86	52	10	105.0520	22,60
5,3	86	52	10	105.0530	23,70
5,4	93	57	10	105.0540	23,70
5,5	86	52	10	105.0550	23,40
5,6	93	57	10	105.0560	29,10
5,7	93	57	10	105.0570	27,70
5,8	93	57	10	105.0580	27,70

d ₁	l ₁	l ₂	pcs/PU	Item no.	€ / PU
5,9	93	57	10	105.0590	29,10
6,0	93	57	10	105.0600	28,40
6,1	101	63	10	105.0610	31,20
6,2	101	63	10	105.0620	31,20
6,3	101	63	10	105.0630	31,20
6,4	101	63	10	105.0640	32,80
6,5	101	63	10	105.0650	32,40
6,6	101	63	10	105.0660	36,40
6,7	101	63	10	105.0670	38,20
6,8	109	69	10	105.0680	37,80
6,9	109	69	10	105.0690	36,40
7,0	109	69	10	105.0700	37,80
7,1	109	69	10	105.0710	46,60
7,2	109	69	10	105.0720	44,40
7,3	109	69	10	105.0730	44,40
7,4	109	69	10	105.0740	44,40
7,5	109	69	10	105.0750	45,60
7,6	117	75	10	105.0760	49,00
7,7	117	75	10	105.0770	49,00
7,8	117	75	10	105.0780	51,50
7,9	117	75	10	105.0790	51,50
8,0	117	75	10	105.0800	51,00
8,1	117	75	5	105.0810	26,10
8,2	117	75	5	105.0820	26,10
8,3	117	75	5	105.0830	26,10
8,4	117	75	5	105.0840	28,70
8,5	117	75	5	105.0850	27,10
8,6	125	81	5	105.0860	30,75
8,7	125	81	5	105.0870	30,75
8,8	125	81	5	105.0880	30,75
8,9	125	81	5	105.0890	32,30
9,0	125	81	5	105.0900	32,20
9,1	125	81	5	105.0910	36,75
9,2	125	81	5	105.0920	36,75
9,3	125	81	5	105.0930	33,40
9,4	125	81	5	105.0940	33,40
9,5	125	81	5	105.0950	34,85
9,6	133	87	5	105.0960	39,00
9,7	133	87	5	105.0970	40,95
9,8	133	87	5	105.0980	39,00
9,9	133	87	5	105.0990	40,95
10,0	133	87	5	105.1000	41,35
10,2	133	87	5	105.1020	43,25
10,5	133	87	5	105.1050	43,25
11,0	142	94	5	105.1100	50,30
11,5	142	94	5	105.1150	54,60
12,0	151	101	5	105.1200	62,25
12,5	151	101	5	105.1250	67,45
13,0	151	101	5	105.1300	72,45

HSS-G Jobber drill bit, SILVER-LINE, in EV-pack




Execution: HSS-G Jobber drill bit, DIN 338, ground flute, split-point according to DIN 1412-C, point angle 135°, type N-spiral. For high precision and long tool life.

Application: General-purpose use, for drilling of most common materials such as steel and alloyed steel with tensile strength up to 1.000 N/mm², cast-iron, etc.
Material groups : 1.1 - 1.4 / 2.1 - 2.2 / 3.1 / 4.1 - 4.11 / 5.3 - 5.4

d ₁	l ₁	l ₂	pcs/PU	Item no.	€ / PU
1,0	34	12	2	105.0100E	1,26
1,1	36	14	2	105.0110E	1,53
1,2	38	16	2	105.0120E	1,53
1,3	38	16	2	105.0130E	1,53
1,4	40	18	2	105.0140E	1,53
1,5	40	18	2	105.0150E	1,66
1,6	43	20	2	105.0160E	1,66
1,7	43	20	2	105.0170E	1,66
1,8	46	22	2	105.0180E	1,66
1,9	46	22	2	105.0190E	1,66
2,0	49	24	2	105.0200E	1,39
2,1	49	24	2	105.0210E	1,80
2,2	53	27	2	105.0220E	1,80
2,3	53	27	2	105.0230E	1,80
2,4	57	30	2	105.0240E	1,80
2,5	57	30	2	105.0250E	1,74
2,6	57	30	2	105.0260E	2,63
2,7	61	33	2	105.0270E	2,63
2,8	61	33	2	105.0280E	2,63
2,9	61	33	2	105.0290E	2,63
3,0	61	33	2	105.0300E	2,46
3,1	61	36	2	105.0310E	2,53
3,2	65	36	2	105.0320E	2,77
3,3	65	36	2	105.0330E	2,77
3,4	70	39	2	105.0340E	3,00
3,5	70	39	2	105.0350E	2,77
3,6	70	39	2	105.0360E	3,37
3,7	70	39	2	105.0370E	3,37
3,8	75	43	2	105.0380E	3,37
3,9	75	43	2	105.0390E	3,44
4,0	75	43	2	105.0400E	2,91
4,1	75	43	1	105.0410E	1,98
4,2	75	43	1	105.0420E	1,98
4,3	80	47	1	105.0430E	2,14
4,4	80	47	1	105.0440E	2,14
4,5	80	47	1	105.0450E	1,98
4,6	80	47	1	105.0460E	2,46
4,7	80	47	1	105.0470E	2,46
4,8	86	52	1	105.0480E	2,39
4,9	86	52	1	105.0490E	2,34
5,0	86	52	1	105.0500E	2,34
5,1	86	52	1	105.0510E	2,56
5,2	86	52	1	105.0520E	2,71
5,3	86	52	1	105.0530E	2,87
5,4	93	57	1	105.0540E	2,87
5,5	86	52	1	105.0550E	2,91
5,6	93	57	1	105.0560E	3,40
5,7	93	57	1	105.0570E	3,24
5,8	93	57	1	105.0580E	3,24

d ₁	l ₁	l ₂	pcs/PU	Item no.	€ / PU
5,9	93	57	1	105.0590E	3,40
6,0	93	57	1	105.0600E	3,24
6,1	101	63	1	105.0610E	3,59
6,2	101	63	1	105.0620E	3,59
6,3	101	63	1	105.0630E	3,59
6,4	101	63	1	105.0640E	3,77
6,5	101	63	1	105.0650E	3,51
6,6	101	63	1	105.0660E	4,18
6,7	101	63	1	105.0670E	4,39
6,8	109	69	1	105.0680E	4,08
6,9	109	69	1	105.0690E	4,18
7,0	109	69	1	105.0700E	4,08
7,1	109	69	1	105.0710E	5,23
7,2	109	69	1	105.0720E	4,98
7,3	109	69	1	105.0730E	4,98
7,4	109	69	1	105.0740E	4,98
7,5	109	69	1	105.0750E	4,69
7,6	117	75	1	105.0760E	5,43
7,7	117	75	1	105.0770E	5,43
7,8	117	75	1	105.0780E	5,70
7,9	117	75	1	105.0790E	5,70
8,0	117	75	1	105.0800E	6,59
8,1	117	75	1	105.0810E	5,74
8,2	117	75	1	105.0820E	5,74
8,3	117	75	1	105.0830E	5,74
8,4	117	75	1	105.0840E	6,31
8,5	117	75	1	105.0850E	8,15
8,6	125	81	1	105.0860E	6,79
8,7	125	81	1	105.0870E	6,79
8,8	125	81	1	105.0880E	6,79
8,9	125	81	1	105.0890E	7,13
9,0	125	81	1	105.0900E	9,06
9,1	125	81	1	105.0910E	8,06
9,2	125	81	1	105.0920E	8,06
9,3	125	81	1	105.0930E	7,33
9,4	125	81	1	105.0940E	7,33
9,5	125	81	1	105.0950E	10,58
9,6	133	87	1	105.0960E	8,46
9,7	133	87	1	105.0970E	8,88
9,8	133	87	1	105.0980E	8,46
9,9	133	87	1	105.0990E	8,88
10,0	133	87	1	105.1000E	11,51
10,2	133	87	1	105.1020E	12,24
10,5	133	87	1	105.1050E	12,24
11,0	142	94	1	105.1100E	13,25
11,5	142	94	1	105.1150E	14,44
12,0	151	101	1	105.1200E	14,54
12,5	151	101	1	105.1250E	16,22
13,0	151	101	1	105.1300E	16,15

HSS-G Jobber drill bit, SILVER-LINE, shank \varnothing 13



Execution: HSS-G Jobber drill bit, DIN 338, ground flute, split-point according to DIN 1412-C, point angle 135°, type N-spiral, with reduced shank \varnothing 13mm. For high precision and long tool life.

Application: General-purpose use, for drilling of most common materials such as steel and alloyed steel with tensile strength up to 1.000 N/mm², cast-iron, etc.
Material groups : 1.1 - 1.4 / 2.1 - 2.2 / 3.1 / 4.1 - 4.11 / 5.3 - 5.4



d ₁	l ₁	l ₂	d ₂	pcs/PU	Item no.	€ / PU
13,5	160	108	13	1	105.1350	16,87
14,0	160	108	13	1	105.1400	17,68
14,5	169	114	13	1	105.1450	19,92
15,0	169	114	13	1	105.1500	20,96
15,5	178	120	13	1	105.1550	23,01
16,0	178	120	13	1	105.1600	24,23
16,5	185	125	13	1	105.1650	28,14
17,0	185	125	13	1	105.1700	29,47
17,5	195	130	13	1	105.1750	31,98
18,0	195	130	13	1	105.1800	33,48

d ₁	l ₁	l ₂	d ₂	pcs/PU	Item no.	€ / PU
18,5	200	135	13	1	105.1850	36,57
19,0	200	135	13	1	105.1900	38,16
19,5	205	140	13	1	105.1950	41,15
20,0	205	140	13	1	105.2000	42,92
21,0	215	145	13	1	105.2100	40,78
22,0	215	145	13	1	105.2200	44,32
23,0	220	150	13	1	105.2300	51,99
24,0	245	160	13	1	105.2400	57,41
25,0	245	160	13	1	105.2500	61,53
26,0	245	160	13	1	105.2600	74,55

HSS-G Jobber drill bit, SILVER-LINE, shank \varnothing 10



Execution: HSS-G Jobber drill bit, DIN 338, ground flute, split-point according to DIN 1412-C, point angle 135°, type N-spiral, with reduced shank \varnothing 10mm. For high precision and long tool life.

Application: General-purpose use, for drilling of most common materials such as steel and alloyed steel with tensile strength up to 1.000 N/mm², cast-iron, etc.
Material groups : 1.1 - 1.4 / 2.1 - 2.2 / 3.1 / 4.1 - 4.11 / 5.3 - 5.4



d ₁	l ₁	l ₂	d ₂	pcs/PU	Item no.	€ / PU
10,5	133	87	10	1	105.1051	11,79
11,0	142	94	10	1	105.1101	13,17
11,5	142	94	10	1	105.1151	14,04
12,0	151	101	10	1	105.1201	15,56
12,5	151	101	10	1	105.1251	16,60
13,0	151	101	10	1	105.1301	17,60

d ₁	l ₁	l ₂	d ₂	pcs/PU	Item no.	€ / PU
13,5	160	108	10	1	105.1351	17,68
14,0	160	108	10	1	105.1401	16,75
14,5	169	114	10	1	105.1451	19,92
15,0	169	114	10	1	105.1501	20,96
15,5	178	120	10	1	105.1551	23,01
16,0	178	120	10	1	105.1601	24,23

900

HSS-G Jobber drill bit set, SILVER-LINE, in PVC cassette

ROTEC®



Execution: HSS-G Jobber drill bit, DIN 338, ground flute, split-point according to DIN 1412-C, point angle 135°, type N-spiral. For high precision and long tool life.

Application: General-purpose use, for drilling of most common materials such as steel and alloyed steel with tensile strength up to 1.000 N/mm², cast-iron, etc.
Material groups : 1.1 - 1.4 / 2.1 - 2.2 / 3.1 / 4.1 - 4.11 / 5.3 - 5.4

Description	Type	Execution	Content	pcs/PU	Item no.	€ / PU
6 pc jobber drill bit set	105	Ground	ø2, 3, 4, 5, 6 and 8mm, 1 pc each	1	900.1025	18,30

HSS-G Jobber drill bit set, SILVER-LINE, in ABS cassette

ROTEC®



Execution: HSS-G Jobber drill bit, DIN 338, ground flute, split-point according to DIN 1412-C, point angle 135°, type N-spiral. For high precision and long tool life.

Application: General-purpose use, for drilling of most common materials such as steel and alloyed steel with tensile strength up to 1.000 N/mm², cast-iron, etc.
Material groups : 1.1 - 1.4 / 2.1 - 2.2 / 3.1 / 4.1 - 4.11 / 5.3 - 5.4

Description	Type	Execution	Content	pcs/PU	Item no.	€ / PU
19 pc jobber drill bit set	105	Ground	ø1 - 10 / 0,5mm increm. / 1 pc each	1	900.0020K	57,80
25 pc jobber drill bit set	105	Ground	ø1 - 13 / 0,5mm increm. / 1 pc each	1	900.0026K	108,90

HSS-G Jobber drill bit set, SILVER-LINE, in plastic case

ROTEC®



Execution: HSS-G Jobber drill bit, DIN 338, ground flute, split-point according to DIN 1412-C, point angle 135°, type N-spiral. For high precision and long tool life.

Application: General-purpose use, for drilling of most common materials such as steel and alloyed steel with tensile strength up to 1.000 N/mm², cast-iron, etc.
Material groups : 1.1 - 1.4 / 2.1 - 2.2 / 3.1 / 4.1 - 4.11 / 5.3 - 5.4

Description	Type	Execution	Content	pcs/PU	Item no.	€ / PU
170 pc jobber drill bit set	105	Ground	ø1 - 8 / 0,5mm increm. / 10 pcs each ø8,5 - 10 / 0,5mm increm. / 5 pcs each	1	900.0173K	212,90
202 pc jobber drill bit set	105	Ground	ø1 - 8 / 0,5mm increm. / 10 pcs each ø8,5 - 10 / 0,5mm increm. / 5 pcs each ø10,5 - 13 / 0,5mm increm. / 2 pcs each Pre-tap sizes ø3,3 and 4,2 / 10 pcs each	1	900.0222K	650,74

107

HSS-G Jobber drill bit, UNI-X, GOLD-LINE



Splitpoint

Quick, simple and precise spot-drilling with little pressure required, without pre-centering, even on corrugated surfaces.

UNI-Spiral

The normal sized core in combination with the 40°-helix spiral results in a very universal drill bit with excellent stability.

135° point angle

The 135° high performance cutting edge ensures a very high aligned preciseness, particularly when hand-operated with a cordless drilling machine. Due to reduced cutting forces, longer battery life.

3-flat shank

Excellent clamping in the drill chuck and optimal power transmission with little effort. Ideal for cordless drills!



DIN
338
HSS
G
C
135°
HD
3
≥ ø4

Execution:

HSS-G Jobber drill bit, DIN 338, type HD-spiral, ground flute, split-point according to DIN 1412-C, point angle 135° and cylindrical shank. From ø4 and up with 3 flats for optimal grip in the drill chuck. Very suitable for cordless drills. Quick and precise spot-drilling without centering, longer drilling with one battery due to reduced cutting forces, accurate and round holes, even in sheet materials.


Application:

General-purpose use, for drilling of most common materials such as steel, alloyed steel and stainless steel with tensile strength up to 1.000 N/mm², cast-iron, etc.
Material groups : 1.1 - 1.4 / 2.1 - 2.2 / 3.1 / 4.1 - 4.11 / 5.3 - 5.4

d ₁	l ₁	l ₂	pcs/PU	Item no.	€ / PU
1,0	34	12	10	107.0100	5,80
1,5	40	18	10	107.0150	6,60
2,0	49	24	10	107.0200	7,50
2,5	57	30	10	107.0250	8,10
3,0	61	33	10	107.0300	13,30
3,3	65	36	10	107.0330	15,50
3,5	70	39	10	107.0350	15,50
4,0	75	43	10	107.0400	17,60
4,2	75	43	10	107.0420	20,70
4,5	80	47	10	107.0450	21,40
5,0	86	52	10	107.0500	23,70
5,5	86	52	10	107.0550	28,80
6,0	93	57	10	107.0600	35,00
6,5	101	63	10	107.0650	40,00

d ₁	l ₁	l ₂	pcs/PU	Item no.	€ / PU
6,8	109	69	10	107.0680	46,50
7,0	109	69	10	107.0700	46,50
7,5	109	69	10	107.0750	56,40
8,0	117	75	10	107.0800	62,70
8,5	117	75	5	107.0850	33,40
9,0	125	81	5	107.0900	39,55
9,5	125	81	5	107.0950	42,85
10,0	133	87	5	107.1000	51,00
10,5	133	87	5	107.1050	53,40
11,0	142	94	5	107.1100	61,95
11,5	142	94	5	107.1150	67,20
12,0	151	101	5	107.1200	76,60
12,5	151	101	5	107.1250	83,15
13,0	151	101	5	107.1300	89,25

HSS-G Jobber drill bit, UNI-X, GOLD-LINE, in EV-pack



DIN
338
HSS
G
C
135°
HD
3
≥ ø4

Execution:

HSS-G Jobber drill bit, DIN 338, type HD-spiral, ground flute, split-point according to DIN 1412-C, point angle 135° and cylindrical shank. From ø4 and up with 3 flats for optimal grip in the drill chuck. Very suitable for cordless drills. Quick and precise spot-drilling without centering, longer drilling with one battery due to reduced cutting forces, accurate and round holes, even in sheet materials.

Application:

General-purpose use, for drilling of most common materials such as steel, alloyed steel and stainless steel with tensile strength up to 1.000 N/mm², cast-iron, etc.
Material groups : 1.1 - 1.4 / 2.1 - 2.2 / 3.1 / 4.1 - 4.11 / 5.3 - 5.4

d ₁	l ₁	l ₂	pcs/PU	Item no.	€ / PU
1,0	34	12	2	107.0100E	1,91
1,5	40	18	2	107.0150E	2,15
2,0	49	24	2	107.0200E	2,23
2,5	57	30	2	107.0250E	2,23
3,0	61	33	2	107.0300E	3,71
3,3	65	36	2	107.0330E	3,94
3,5	70	39	2	107.0350E	3,94
4,0	75	43	1	107.0400E	2,25
4,2	75	43	1	107.0420E	2,63
4,5	80	47	1	107.0450E	2,79
5,0	86	52	1	107.0500E	2,96
5,5	86	52	1	107.0550E	3,44
6,0	93	57	1	107.0600E	4,13
6,5	101	63	1	107.0650E	4,70

d ₁	l ₁	l ₂	pcs/PU	Item no.	€ / PU
6,8	109	69	1	107.0680E	5,39
7,0	109	69	1	107.0700E	5,39
7,5	109	69	1	107.0750E	6,39
8,0	117	75	1	107.0800E	6,94
8,5	117	75	1	107.0850E	7,33
9,0	125	81	1	107.0900E	8,68
9,5	125	81	1	107.0950E	9,35
10,0	133	87	1	107.1000E	11,01
10,5	133	87	1	107.1050E	11,41
11,0	142	94	1	107.1100E	13,32
11,5	142	94	1	107.1150E	14,35
12,0	151	101	1	107.1200E	16,30
12,5	151	101	1	107.1250E	17,63
13,0	151	101	1	107.1300E	18,75

900

HSS-G Jobber drill bit set, UNI-X, GOLD-LINE, in PVC cassette

ROTEC®



Execution: HSS-G Jobber drill bit, DIN 338, type HD-spiral, ground flute, split-point according to DIN 1412-C, point angle 135° and cylindrical shank. From ø4 and up with 3 flats for optimal grip in the drill chuck. Very suitable for cordless drills. Quick and precise spot-drilling without centering, longer drilling with one battery due to reduced cutting forces, accurate and round holes, even in sheet materials.

Application: General-purpose use, for drilling of most common materials such as steel, alloyed steel and stainless steel with tensile strength up to 1.000 N/mm², cast-iron, etc.
Material groups : 1.1 - 1.4 / 2.1 - 2.2 / 3.1 / 4.1 - 4.11 / 5.3 - 5.4

Description	Type	Execution	Content	pcs/PU	Item no.	€ / PU
6 pc jobber drill bit set	107	Ground	ø2, 3, 4, 5, 6 and 8mm, 1 pc each	1	900.1027	21,79

900

HSS-G Jobber drill bit set, UNI-X, GOLD-LINE, in ABS cassette

ROTEC®



Execution: HSS-G Jobber drill bit, DIN 338, type HD-spiral, ground flute, split-point according to DIN 1412-C, point angle 135° and cylindrical shank. From ø4 and up with 3 flats for optimal grip in the drill chuck. Very suitable for cordless drills. Quick and precise spot-drilling without centering, longer drilling with one battery due to reduced cutting forces, accurate and round holes, even in sheet materials.

Application: General-purpose use, for drilling of most common materials such as steel, alloyed steel and stainless steel with tensile strength up to 1.000 N/mm², cast-iron, etc.
Material groups : 1.1 - 1.4 / 2.1 - 2.2 / 3.1 / 4.1 - 4.11 / 5.3 - 5.4

Description	Type	Execution	Content	pcs/PU	Item no.	€ / PU
19 pc jobber drill bit set	UNI-X	Ground	ø1 - 10 / 0,5mm increm. / 1 pc each	1	900.0056K	72,46
25 pc jobber drill bit set	UNI-X	Ground	ø1 - 13 / 0,5mm increm. / 1 pc each	1	900.0057K	152,40

HSS-G Jobber drill bit set, UNI-X, GOLD-LINE, in plastic case

ROTEC®



Execution: HSS-G Jobber drill bit, DIN 338, type HD-spiral, ground flute, split-point according to DIN 1412-C, point angle 135° and cylindrical shank. From ø4 and up with 3 flats for optimal grip in the drill chuck. Very suitable for cordless drills. Quick and precise spot-drilling without centering, longer drilling with one battery due to reduced cutting forces, accurate and round holes, even in sheet materials.

Application: General-purpose use, for drilling of most common materials such as steel, alloyed steel and stainless steel with tensile strength up to 1.000 N/mm², cast-iron, etc.
Material groups : 1.1 - 1.4 / 2.1 - 2.2 / 3.1 / 4.1 - 4.11 / 5.3 - 5.4

Description	Type	Execution	Content	pcs/PU	Item no.	€ / PU
170 pc jobber drill bit set	UNI-X	Ground	ø1 - 8 / 0,5mm increm. / 10 pcs each ø8,5 - 10 / 0,5mm increm. / 5 pcs each	1	900.0175K	428,65

104

HSS-G Jobber drill bit, STEP-X, GOLD-LINE

Splitpoint / 118° point angle
Drilling without pre-drilling and with perfect centring, even on corrugated surfaces, thanks to the self-centring splitpoint with 118° point angle.

Wide flutes
The open and widely ground spirals ensure fast and trouble-free chip removal.

Unique step geometry (from ø3 mm)
The unique step geometry enables up to 50% faster drilling of perfectly round holes in thin-walled products and sheet metal.

3-flat shank (from ø5mm)
Excellent clamping in the drill chuck and optimal power transmission with little effort. Ideal for cordless drills!



DIN 338 **HSS G** **118°** **3** **≥ ø5**


Execution: HSS-G spiral drill bit DIN 338, ground type, cylindrical shank. Drilling without pre-drilling and with perfect centring, even on corrugated surfaces, thanks to the self-centring split point with 118° point angle. The unique step geometry (from ø3mm) enables up to 50% faster drilling of perfectly round holes in thin-walled products and sheet metal. From ø5 with 3-flat shank for optimum clamping in drill chuck.

Application: Ideal for use in cordless drills and for (extremely fast) drilling without any pressure or burrs in steel, aluminium, plastic and hardwood.

d ₁	l ₁	l ₂	Z _T	pcs/PU	Item no.	€ / PU
1,0	34	12	0	10	104.0100	7,00
1,5	40	18	0	10	104.0150	8,00
2,0	49	24	0	10	104.0200	10,00
2,5	57	30	0	10	104.0250	11,00
3,0	61	33	1	10	104.0300	16,30
3,3	65	36	1	10	104.0330	16,90
3,5	70	39	1	10	104.0350	18,90
4,0	75	43	2	10	104.0400	25,40
4,2	75	43	2	10	104.0420	28,00
4,5	80	47	2	10	104.0450	30,60
5,0	86	52	3	10	104.0500	41,00
5,5	86	52	3	10	104.0550	45,50
6,0	93	57	3	10	104.0600	48,80
6,5	101	63	3	10	104.0650	55,30
6,8	109	69	4	10	104.0680	69,60

d ₁	l ₁	l ₂	Z _T	pcs/PU	Item no.	€ / PU
7,0	109	69	4	10	104.0700	69,60
7,5	109	69	4	10	104.0750	78,00
8,0	117	75	5	10	104.0800	93,60
8,5	117	75	5	5	104.0850	50,70
9,0	125	81	5	5	104.0900	56,25
9,5	125	81	5	5	104.0950	61,10
10,0	133	87	6	5	104.1000	70,85
10,2	133	87	6	5	104.1020	76,40
10,5	133	87	6	5	104.1050	76,40
11,0	142	94	6	5	104.1100	84,85
11,5	142	94	6	5	104.1150	90,05
12,0	151	101	8	5	104.1200	102,05
12,5	151	101	8	5	104.1250	108,55
13,0	151	101	8	5	104.1300	115,70

HSS-G Jobber drill bit, STEP-X, GOLD-LINE, in EV-pack



DIN 338 **HSS G** **118°** **3** **≥ ø5**

Execution: HSS-G spiral drill bit DIN 338, ground type, cylindrical shank. Drilling without pre-drilling and with perfect centring, even on corrugated surfaces, thanks to the self-centring split point with 118° point angle. The unique step geometry (from ø3mm) enables up to 50% faster drilling of perfectly round holes in thin-walled products and sheet metal. From ø5 with 3-flat shank for optimum clamping in drill chuck.

Application: Ideal for use in cordless drills and for (extremely fast) drilling without any pressure or burrs in steel, aluminium, plastic and hardwood.

d ₁	l ₁	l ₂	Z _T	pcs/PU	Item no.	€ / PU
1,0	34	12	0	1	104.0100E	1,20
1,5	40	18	0	1	104.0150E	1,30
2,0	49	24	0	1	104.0200E	1,50
2,5	57	30	0	1	104.0250E	1,60
3,0	61	33	1	1	104.0300E	2,13
3,3	65	36	1	1	104.0330E	2,41
3,5	70	39	1	1	104.0350E	2,60
4,0	75	43	2	1	104.0400E	3,12
4,2	75	43	2	1	104.0420E	3,45
4,5	80	47	2	1	104.0450E	3,71
5,0	86	52	3	1	104.0500E	4,81
5,5	86	52	3	1	104.0550E	5,27
6,0	93	57	3	1	104.0600E	5,59
6,5	101	63	3	1	104.0650E	6,24
6,8	109	69	4	1	104.0680E	7,61

d ₁	l ₁	l ₂	Z _T	pcs/PU	Item no.	€ / PU
7,0	109	69	4	1	104.0700E	7,61
7,5	109	69	4	1	104.0750E	8,52
8,0	117	75	5	1	104.0800E	10,08
8,5	117	75	5	1	104.0850E	10,60
9,0	125	81	5	1	104.0900E	11,64
9,5	125	81	5	1	104.0950E	12,68
10,0	133	87	6	1	104.1000E	14,56
10,2	133	87	6	1	104.1020E	15,73
10,5	133	87	6	1	104.1050E	15,73
11,0	142	94	6	1	104.1100E	17,55
11,5	142	94	6	1	104.1150E	18,59
12,0	151	101	8	1	104.1200E	21,00
12,5	151	101	8	1	104.1250E	22,30
13,0	151	101	8	1	104.1300E	23,73

900

HSS-G Jobber drill bit set, STEP-X, GOLD-LINE, in PVC cassette

ROTEC®



Execution: HSS-G spiral drill bit DIN 338, ground type, cylindrical shank. Drilling without pre-drilling and with perfect centring, even on corrugated surfaces, thanks to the self-centring split point with 118° point angle. The unique step geometry (from ø3mm) enables up to 50% faster drilling of perfectly round holes in thin-walled products and sheet metal. From ø5 with 3-flat shank for optimum clamping in drill chuck.

Application: Ideal for use in cordless drills and for (extremely fast) drilling without any pressure or burrs in steel, aluminium, plastic and hardwood.

Description	Type	Execution	Content	pcs/PU	Item no.	€ / PU
6 pc jobber drill bit set	104	Ground	ø2, 3, 4, 5, 6 and 8mm, 1 pc each	1	900.1024	26,52

HSS-G Jobber drill bit set, STEP-X, GOLD-LINE, in plastic case

ROTEC®



Execution: HSS-G spiral drill bit DIN 338, ground type, cylindrical shank. Drilling without pre-drilling and with perfect centring, even on corrugated surfaces, thanks to the self-centring split point with 118° point angle. The unique step geometry (from ø3mm) enables up to 50% faster drilling of perfectly round holes in thin-walled products and sheet metal. From ø5 with 3-flat shank for optimum clamping in drill chuck.

Application: Ideal for use in cordless drills and for (extremely fast) drilling without any pressure or burrs in steel, aluminium, plastic and hardwood.

Description	Type	Execution	Content	pcs/PU	Item no.	€ / PU
170 pc jobber drill bit set	STEP-X	Ground	ø1 - 8 / 0,5mm increm. / 10 pcs each ø8,5 - 10 / 0,5mm increm. / 5 pcs each	1	900.0176	761,28

900

HSS-G Jobber drill bit set, STEP-X, GOLD-LINE, in ABS cassette

ROTEC®



Execution: HSS-G spiral drill bit DIN 338, ground type, cylindrical shank. Drilling without pre-drilling and with perfect centring, even on corrugated surfaces, thanks to the self-centring split point with 118° point angle. The unique step geometry (from ø3mm) enables up to 50% faster drilling of perfectly round holes in thin-walled products and sheet metal. From ø5 with 3-flat shank for optimum clamping in drill chuck.

Application: Ideal for use in cordless drills and for (extremely fast) drilling without any pressure or burrs in steel, aluminium, plastic and hardwood.

Description	Type	Execution	Content	pcs/PU	Item no.	€ / PU
19 pc jobber drill bit set	STEP-X	Ground	ø1 - 10 / 0,5mm increm. / 1 pc each	1	900.0070	99,00
25 pc jobber drill bit set	STEP-X	Ground	ø1 - 13 / 0,5mm increm. / 1 pc each	1	900.0071	199,00

110

HSS-E Jobber drill bit, type HD-S, GOLD-LINE



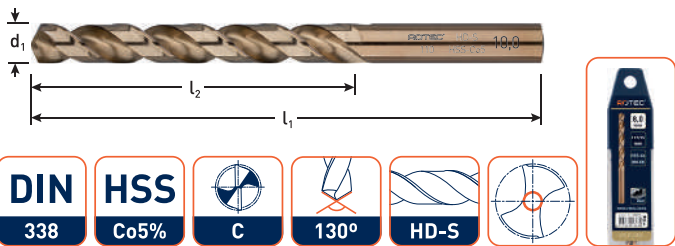
Execution: HSS-E Jobber drill bit, DIN 338, ground flute, split-point according to DIN 1412-C, point angle 130°, type HD-S spiral with reinforced core, for high precision and long tool life.

Application: For drilling of difficult to cut materials such as austenitic stainless steel, spring steel, CrNi-steel, Mn-steel, titanium (alloys) and other short chipping steels with tensile strength <1.000 N/mm².
Material groups : 1.1 - 1.4 / 2.1 - 2.2 / 3.1 - 3.3 / 4.1 - 4.11 / 5.3 - 5.4

d ₁	l ₁	l ₂	pcs/PU	Item no.	€ / PU
1,0	34	12	10	110.0100	39,87
1,1	36	14	10	110.0110	39,25
1,2	38	16	10	110.0120	39,87
1,3	38	16	10	110.0130	38,22
1,4	40	18	10	110.0140	37,09
1,5	40	18	10	110.0150	34,82
1,6	43	20	10	110.0160	33,27
1,7	43	20	10	110.0170	34,41
1,8	46	22	10	110.0180	30,60
1,9	46	22	10	110.0190	31,11
2,0	49	24	10	110.0200	27,92
2,1	49	24	10	110.0210	30,60
2,2	53	27	10	110.0220	32,25
2,3	53	27	10	110.0230	32,25
2,4	57	30	10	110.0240	32,25
2,5	57	30	10	110.0250	32,66
2,6	57	30	10	110.0260	33,27
2,7	61	33	10	110.0270	33,27
2,8	61	33	10	110.0280	34,41
2,9	61	33	10	110.0290	34,41
3,0	61	33	10	110.0300	29,98
3,1	65	35	10	110.0310	34,82
3,2	65	35	10	110.0320	32,25
3,3	65	35	10	110.0330	35,44
3,4	70	39	10	110.0340	34,82
3,5	70	39	10	110.0350	32,25
3,6	70	39	10	110.0360	37,71
3,7	70	39	10	110.0370	39,25
3,8	75	43	10	110.0380	39,87
3,9	75	43	10	110.0390	42,24
4,0	75	43	10	110.0400	34,41
4,1	75	43	10	110.0410	44,19
4,2	75	43	10	110.0420	39,25
4,3	80	47	10	110.0430	44,81
4,4	80	47	10	110.0440	44,81
4,5	80	47	10	110.0450	42,24
4,6	80	47	10	110.0460	44,81
4,7	80	47	10	110.0470	45,85
4,8	86	52	10	110.0480	46,25
4,9	86	52	10	110.0490	48,11
5,0	86	52	10	110.0500	39,87
5,1	86	52	10	110.0510	49,15
5,2	86	52	10	110.0520	49,15
5,3	86	52	10	110.0530	49,15
5,4	93	57	10	110.0540	55,63
5,5	93	57	10	110.0550	54,09
5,6	93	57	10	110.0560	56,77
5,7	93	57	10	110.0570	58,41
5,8	93	57	10	110.0580	59,03
5,9	93	57	10	110.0590	59,55
6,0	93	57	10	110.0600	54,09
6,1	101	63	10	110.0610	63,98
6,2	101	63	10	110.0620	63,98
6,3	101	63	10	110.0630	64,49
6,4	101	63	10	110.0640	68,30

d ₁	l ₁	l ₂	pcs/PU	Item no.	€ / PU
6,5	101	63	10	110.0650	65,52
6,6	101	63	10	110.0660	70,98
6,7	101	63	10	110.0670	72,63
6,8	109	69	10	110.0680	83,96
6,9	109	69	10	110.0690	83,96
7,0	109	69	10	110.0700	78,09
7,1	109	69	10	110.0710	89,02
7,2	109	69	10	110.0720	89,42
7,3	109	69	10	110.0730	89,42
7,4	109	69	10	110.0740	91,18
7,5	109	69	10	110.0750	85,10
7,6	117	75	10	110.0760	96,74
7,7	117	75	10	110.0770	96,74
7,8	117	75	10	110.0780	98,18
7,9	117	75	10	110.0790	100,96
8,0	117	75	10	110.0800	85,10
8,1	117	75	5	110.0810	51,41
8,2	117	75	5	110.0820	51,88
8,3	117	75	5	110.0830	56,25
8,4	117	75	5	110.0840	56,25
8,5	117	75	5	110.0850	54,09
8,6	125	81	5	110.0860	62,58
8,7	125	81	5	110.0870	62,58
8,8	125	81	5	110.0880	63,31
8,9	125	81	5	110.0890	66,04
9,0	125	81	5	110.0900	59,80
9,1	125	81	5	110.0910	66,04
9,2	125	81	5	110.0920	66,04
9,3	125	81	5	110.0930	66,91
9,4	125	81	5	110.0940	64,13
9,5	125	81	5	110.0950	66,91
9,6	133	87	5	110.0960	72,63
9,7	133	87	5	110.0970	72,63
9,8	133	87	5	110.0980	79,74
9,9	133	87	5	110.0990	76,44
10,0	133	87	5	110.1000	70,42
10,2	133	87	5	110.1020	88,96
10,5	133	87	5	110.1050	84,95
11,0	142	94	5	110.1100	103,12
11,1	142	94	5	110.1110	131,62
11,5	142	94	5	110.1150	113,53
12,0	151	101	5	110.1200	127,95
12,5	151	101	5	110.1250	142,17
13,0	151	101	5	110.1300	156,44
13,5	160	108	1	110.1350	36,26
14,0	160	108	1	110.1400	39,09
14,5	169	114	1	110.1450	41,22
15,0	169	114	1	110.1500	45,54
15,5	178	120	1	110.1550	51,14
16,0	178	120	1	110.1600	54,05
17,0	184	125	1	110.1700	65,46
18,0	191	130	1	110.1800	74,25
19,0	198	135	1	110.1900	89,61
20,0	205	140	1	110.2000	102,40

HSS-E Jobber drill bit, type HD-S, GOLD-LINE, in EV-pack




Execution: HSS-E Jobber drill bit, DIN 338, ground flute, split-point according to DIN 1412-C, point angle 130°, type HD-S spiral with reinforced core, for high precision and long tool life.

Application: For drilling of difficult to cut materials such as austenitic stainless steel, spring steel, CrNi-steel, Mn-steel, titanium (alloys) and other short chipping steels with tensile strength <1.000 N/mm².
Material groups : 1.1 - 1.4 / 2.1 - 2.2 / 3.1 - 3.3 / 4.1 - 4.11 / 5.3 - 5.4

d ₁	l ₁	l ₂	pcs/PU	Item no.	€ / PU
1,0	34	12	1	110.0100E	4,34
1,1	36	14	1	110.0110E	4,30
1,2	38	16	1	110.0120E	4,34
1,3	38	16	1	110.0130E	4,23
1,4	40	18	1	110.0140E	4,07
1,5	40	18	1	110.0150E	3,87
1,6	43	20	1	110.0160E	3,76
1,7	43	20	1	110.0170E	3,83
1,8	46	22	1	110.0180E	3,45
1,9	46	22	1	110.0190E	3,50
2,0	49	24	1	110.0200E	3,20
2,1	49	24	1	110.0210E	3,45
2,2	53	27	1	110.0220E	3,61
2,3	53	27	1	110.0230E	3,61
2,4	57	30	1	110.0240E	3,61
2,5	57	30	1	110.0250E	3,69
2,6	57	30	1	110.0260E	3,76
2,7	61	33	1	110.0270E	3,76
2,8	61	33	1	110.0280E	3,83
2,9	61	33	1	110.0290E	3,83
3,0	61	33	1	110.0300E	3,40
3,1	65	35	1	110.0310E	3,87
3,2	65	35	1	110.0320E	3,61
3,3	65	35	1	110.0330E	3,93
3,4	70	39	1	110.0340E	3,87
3,5	70	39	1	110.0350E	3,61
3,6	70	39	1	110.0360E	4,17
3,7	70	39	1	110.0370E	4,30
3,8	75	43	1	110.0380E	4,34
3,9	75	43	1	110.0390E	4,59
4,0	75	43	1	110.0400E	3,83
4,1	75	43	1	110.0410E	4,78
4,2	75	43	1	110.0420E	4,30
4,3	80	47	1	110.0430E	4,87
4,4	80	47	1	110.0440E	4,87
4,5	80	47	1	110.0450E	4,62
4,6	80	47	1	110.0460E	4,87
4,7	80	47	1	110.0470E	4,94
4,8	86	52	1	110.0480E	5,00
4,9	86	52	1	110.0490E	5,23
5,0	86	52	1	110.0500E	4,38
5,1	86	52	1	110.0510E	5,29
5,2	86	52	1	110.0520E	5,29
5,3	86	52	1	110.0530E	5,29
5,4	93	57	1	110.0540E	5,92
5,5	93	57	1	110.0550E	5,76
5,6	93	57	1	110.0560E	6,05
5,7	93	57	1	110.0570E	6,20
5,8	93	57	1	110.0580E	6,27
5,9	93	57	1	110.0590E	6,32

d ₁	l ₁	l ₂	pcs/PU	Item no.	€ / PU
6,0	93	57	1	110.0600E	5,76
6,1	101	63	1	110.0610E	6,76
6,2	101	63	1	110.0620E	6,76
6,3	101	63	1	110.0630E	6,83
6,4	101	63	1	110.0640E	7,16
6,5	101	63	1	110.0650E	6,87
6,6	101	63	1	110.0660E	7,42
6,7	101	63	1	110.0670E	7,58
6,8	109	69	1	110.0680E	8,73
6,9	109	69	1	110.0690E	8,73
7,0	109	69	1	110.0700E	8,20
7,1	109	69	1	110.0710E	8,70
7,2	109	69	1	110.0720E	8,95
7,3	109	69	1	110.0730E	8,95
7,4	109	69	1	110.0740E	9,10
7,5	109	69	1	110.0750E	8,90
7,6	117	75	1	110.0760E	9,99
7,7	117	75	1	110.0770E	9,64
7,8	117	75	1	110.0780E	10,14
7,9	117	75	1	110.0790E	9,88
8,0	117	75	1	110.0800E	8,90
8,1	117	75	1	110.0810E	10,55
8,2	117	75	1	110.0820E	10,69
8,3	117	75	1	110.0830E	11,08
8,4	117	75	1	110.0840E	11,08
8,5	117	75	1	110.0850E	11,09
8,6	125	81	1	110.0860E	12,33
8,7	125	81	1	110.0870E	12,33
8,8	125	81	1	110.0880E	12,97
8,9	125	81	1	110.0890E	13,01
9,0	125	81	1	110.0900E	12,26
9,1	125	81	1	110.0910E	13,53
9,2	125	81	1	110.0920E	13,53
9,3	125	81	1	110.0930E	13,14
9,4	125	81	1	110.0940E	13,14
9,5	125	81	1	110.0950E	13,65
9,6	133	87	1	110.0960E	14,22
9,7	133	87	1	110.0970E	14,22
9,8	133	87	1	110.0980E	16,13
9,9	133	87	1	110.0990E	15,54
10,0	133	87	1	110.1000E	14,33
10,2	133	87	1	110.1020E	17,97
10,5	133	87	1	110.1050E	17,15
11,0	142	94	1	110.1100E	20,82
11,1	142	94	1	110.1110E	26,34
11,5	142	94	1	110.1150E	22,85
12,0	151	101	1	110.1200E	25,66
12,5	151	101	1	110.1250E	28,42
13,0	151	101	1	110.1300E	31,17

HSS-E Jobber drill bit, type HD-S, GOLD-LINE, shank $\varnothing 13$



Execution: HSS-E Jobber drill bit, DIN 338, ground flute, split-point according to DIN 1412-C, point angle 130°, type HD-S spiral with reinforced core, for high precision and long tool life, reduced shank $\varnothing 13$ mm.

Application: For drilling of difficult to cut materials such as austenitic stainless steel, spring steel, CrNi-steel, Mn-steel, titanium (alloys) and other short chipping steels with tensile strength <1.000 N/mm².
Material groups : 1.1 - 1.4 / 2.1 - 2.2 / 3.1 - 3.3 / 4.1 - 4.11 / 5.3 - 5.4

d ₁	l ₁	l ₂	d ₂	pcs/PU	Item no.	€ / PU
13,5	160	108	13	1	110.1351	40,82
14,0	160	108	13	1	110.1401	43,40
14,5	169	114	13	1	110.1451	45,75
15,0	169	114	13	1	110.1501	50,05
15,5	178	120	13	1	110.1551	55,78

d ₁	l ₁	l ₂	d ₂	pcs/PU	Item no.	€ / PU
16,0	178	120	13	1	110.1601	58,62
17,0	184	125	13	1	110.1701	71,14
18,0	191	130	13	1	110.1801	81,08
19,0	198	135	13	1	110.1901	97,06
20,0	205	140	13	1	110.2001	109,84

900

HSS-E Jobber drill bit set, type HD-S, GOLD-LINE, in ABS cassette



Execution: HSS-E Jobber drill bit, DIN 338, ground flute, split-point according to DIN 1412-C, point angle 130°, type HD-S spiral with reinforced core, for high precision and long tool life.

Application: For drilling of difficult to cut materials such as austenitic stainless steel, spring steel, CrNi-steel, Mn-steel, titanium (alloys) and other short chipping steels with tensile strength <1.000 N/mm².
Material groups : 1.1 - 1.4 / 2.1 - 2.2 / 3.1 - 3.3 / 4.1 - 4.11 / 5.3 - 5.4

Description	Type	Execution	Content	pcs/PU	Item no.	€ / PU
19 pc jobber drill bit set	110	Ground	$\varnothing 1 - 10 / 0,5$ mm increm. / 1 pc each	1	900.0023A	121,15
25 pc jobber drill bit set	110	Ground	$\varnothing 1 - 13 / 0,5$ mm increm. / 1 pc each	1	900.0029A	278,02


HSS-E Jobber drill bit set, type HD-S, GOLD-LINE, in plastic case



Execution: HSS-E Jobber drill bit, DIN 338, ground flute, split-point according to DIN 1412-C, point angle 130°, type HD-S spiral with reinforced core, for high precision and long tool life.

Application: For drilling of difficult to cut materials such as austenitic stainless steel, spring steel, CrNi-steel, Mn-steel, titanium (alloys) and other short chipping steels with tensile strength <1.000 N/mm².
Material groups : 1.1 - 1.4 / 2.1 - 2.2 / 3.1 - 3.3 / 4.1 - 4.11 / 5.3 - 5.4

Description	Type	Execution	Content	pcs/PU	Item no.	€ / PU
170 pc jobber drill bit set	110	Ground	$\varnothing 1 - 8 / 0,5$ mm increm. / 10 pcs each $\varnothing 8,5 - 10 / 0,5$ mm increm. / 5 pcs each	1	900.0172WK	1.005,81
202 pc jobber drill bit set	110	Ground	$\varnothing 1 - 8 / 0,5$ mm increm. / 10 pcs each $\varnothing 8,5 - 10 / 0,5$ mm increm. / 5 pcs each $\varnothing 10,5 - 13 / 0,5$ mm increm. / 2 pcs each Pre-tap sizes $\varnothing 3,3$ and $4,2 / 10$ pcs each	1	900.0232WK	1.380,22



Execution: HSS-E Jobber drill bit, DIN 338, ground flute, split-point according to DIN 1412-C, point angle 135°, type N-spiral.

Application: For drilling of difficult to cut materials such as high-tensile steel, stainless steel, CrNi-steel, Mn-steel etc.
Material groups : 1.1 - 1.4 / 2.1 - 2.2 / 3.1 - 3.3 / 4.1 - 4.11 / 5.3 - 5.4

d ₁	l ₁	l ₂	pcs/PU	Item no.	€/ PU
1,0	34	12	10	111.0100	23,40
1,1	36	14	10	111.0110	28,40
1,2	38	16	10	111.0120	28,40
1,3	38	16	10	111.0130	28,40
1,4	40	18	10	111.0140	28,40
1,5	40	18	10	111.0150	22,40
1,6	43	20	10	111.0160	28,40
1,7	43	20	10	111.0170	28,40
1,8	46	22	10	111.0180	28,40
1,9	46	22	10	111.0190	28,40
2,0	49	24	10	111.0200	22,90
2,1	49	24	10	111.0210	29,70
2,2	53	27	10	111.0220	29,70
2,3	53	27	10	111.0230	29,70
2,4	57	30	10	111.0240	29,70
2,5	57	30	10	111.0250	22,90
2,6	57	30	10	111.0260	28,90
2,7	61	33	10	111.0270	28,90
2,8	61	33	10	111.0280	28,90
2,9	61	33	10	111.0290	28,90
3,0	61	33	10	111.0300	22,40
3,1	61	36	10	111.0310	27,30
3,2	65	35	10	111.0320	27,30
3,3	65	36	10	111.0330	27,30
3,4	70	39	10	111.0340	28,90
3,5	70	39	10	111.0350	27,30
3,6	70	39	10	111.0360	34,70
3,7	70	39	10	111.0370	34,70
3,8	75	43	10	111.0380	34,70
3,9	75	43	10	111.0390	34,70
4,0	75	43	10	111.0400	28,90
4,1	75	43	10	111.0410	32,20
4,2	75	43	10	111.0420	32,20
4,3	80	47	10	111.0430	34,70
4,4	80	47	10	111.0440	34,70
4,5	80	47	10	111.0450	33,30
4,6	80	47	10	111.0460	38,40
4,7	80	47	10	111.0470	38,40
4,8	86	52	10	111.0480	38,40
4,9	86	52	10	111.0490	38,40
5,0	86	52	10	111.0500	35,20
5,1	86	52	10	111.0510	41,30
5,2	86	52	10	111.0520	41,30
5,3	86	52	10	111.0530	41,30
5,4	93	57	10	111.0540	41,30
5,5	93	57	10	111.0550	44,40
5,6	93	57	10	111.0560	52,50
5,7	93	57	10	111.0570	52,50
5,8	93	57	10	111.0580	52,50

d ₁	l ₁	l ₂	pcs/PU	Item no.	€/ PU
5,9	93	57	10	111.0590	52,50
6,0	93	57	10	111.0600	47,10
6,1	101	63	10	111.0610	58,60
6,2	101	63	10	111.0620	58,60
6,3	101	63	10	111.0630	58,60
6,4	101	63	10	111.0640	58,60
6,5	101	63	10	111.0650	56,90
6,6	101	63	10	111.0660	69,70
6,7	101	63	10	111.0670	69,70
6,8	109	69	10	111.0680	66,00
6,9	109	69	10	111.0690	69,70
7,0	109	69	10	111.0700	61,80
7,1	109	69	10	111.0710	89,60
7,2	109	69	10	111.0720	89,60
7,3	109	69	10	111.0730	89,60
7,4	109	69	10	111.0740	89,60
7,5	109	69	10	111.0750	66,00
7,6	117	75	10	111.0760	108,00
7,7	117	75	10	111.0770	108,00
7,8	117	75	10	111.0780	108,00
7,9	117	75	10	111.0790	108,00
8,0	117	75	10	111.0800	77,20
8,1	117	75	5	111.0810	51,50
8,2	117	75	5	111.0820	51,50
8,3	117	75	5	111.0830	51,50
8,4	117	75	5	111.0840	51,50
8,5	117	75	5	111.0850	40,10
8,6	125	81	5	111.0860	65,45
8,7	125	81	5	111.0870	65,45
8,8	125	81	5	111.0880	65,45
8,9	125	81	5	111.0890	65,45
9,0	125	81	5	111.0900	51,25
9,1	125	81	5	111.0910	72,50
9,2	125	81	5	111.0920	72,50
9,3	125	81	5	111.0930	72,50
9,4	125	81	5	111.0940	72,50
9,5	125	81	5	111.0950	53,10
9,6	133	87	5	111.0960	85,55
9,7	133	87	5	111.0970	85,55
9,8	133	87	5	111.0980	85,55
9,9	133	87	5	111.0990	85,55
10,0	133	87	5	111.1000	58,05
10,2	133	87	5	111.1020	82,35
10,5	133	87	5	111.1050	82,35
11,0	142	94	5	111.1100	91,35
11,5	142	94	5	111.1150	109,25
12,0	151	101	5	111.1200	116,60
12,5	151	101	5	111.1250	142,30
13,0	151	101	5	111.1300	145,95

HSS-E Jobber drill bit, SILVER-LINE, in EV-pack



Execution: HSS-E Jobber drill bit, DIN 338, ground flute, split-point according to DIN 1412-C, point angle 135°, type N-spiral.

Application: For drilling of difficult to cut materials such as high-tensile steel, stainless steel, CrNi-steel, Mn-steel etc.
Material groups : 1.1 - 1.4 / 2.1 - 2.2 / 3.1 - 3.3 / 4.1 - 4.11 / 5.3 - 5.4

d ₁	l ₁	l ₂	pcs/PU	Item no.	€ / PU
1,0	34	12	1	111.0100E	2,80
1,1	36	14	1	111.0110E	3,26
1,2	38	16	1	111.0120E	3,26
1,3	38	16	1	111.0130E	3,26
1,4	40	18	1	111.0140E	3,26
1,5	40	18	1	111.0150E	2,68
1,6	43	20	1	111.0160E	3,26
1,7	43	20	1	111.0170E	3,26
1,8	46	22	1	111.0180E	3,26
1,9	46	22	1	111.0190E	3,26
2,0	49	24	1	111.0200E	2,62
2,1	49	24	1	111.0210E	3,39
2,2	53	27	1	111.0220E	3,39
2,3	53	27	1	111.0230E	3,39
2,4	57	30	1	111.0240E	3,39
2,5	57	30	1	111.0250E	2,76
2,6	57	30	1	111.0260E	3,32
2,7	61	33	1	111.0270E	3,32
2,8	61	33	1	111.0280E	3,32
2,9	61	33	1	111.0290E	3,32
3,0	61	33	1	111.0300E	2,76
3,1	65	35	1	111.0310E	3,14
3,2	65	35	1	111.0320E	3,14
3,3	65	35	1	111.0330E	3,14
3,4	70	39	1	111.0340E	3,32
3,5	70	39	1	111.0350E	3,14
3,6	70	39	1	111.0360E	3,89
3,7	70	39	1	111.0370E	3,89
3,8	75	43	1	111.0380E	3,89
3,9	75	43	1	111.0390E	3,89
4,0	75	43	1	111.0400E	3,41
4,1	75	43	1	111.0410E	3,64
4,2	75	43	1	111.0420E	4,01
4,3	80	47	1	111.0430E	3,92
4,4	80	47	1	111.0440E	3,92
4,5	80	47	1	111.0450E	4,01
4,6	80	47	1	111.0460E	4,29
4,7	80	47	1	111.0470E	4,29
4,8	86	52	1	111.0480E	4,29
4,9	86	52	1	111.0490E	4,29
5,0	86	52	1	111.0500E	4,01
5,1	86	52	1	111.0510E	5,62
5,2	86	52	1	111.0520E	5,72
5,3	86	52	1	111.0530E	4,59
5,4	93	57	1	111.0540E	4,59
5,5	93	57	1	111.0550E	5,11
5,6	93	57	1	111.0560E	5,70
5,7	93	57	1	111.0570E	5,70
5,8	93	57	1	111.0580E	5,70

d ₁	l ₁	l ₂	pcs/PU	Item no.	€ / PU
5,9	93	57	1	111.0590E	5,70
6,0	93	57	1	111.0600E	5,11
6,1	101	63	1	111.0610E	6,32
6,2	101	63	1	111.0620E	6,32
6,3	101	63	1	111.0630E	6,32
6,4	101	63	1	111.0640E	6,32
6,5	101	63	1	111.0650E	6,48
6,6	101	63	1	111.0660E	7,43
6,7	101	63	1	111.0670E	7,43
6,8	109	69	1	111.0680E	7,21
6,9	109	69	1	111.0690E	7,48
7,0	109	69	1	111.0700E	6,64
7,1	109	69	1	111.0710E	9,47
7,2	109	69	1	111.0720E	9,47
7,3	109	69	1	111.0730E	9,47
7,4	109	69	1	111.0740E	9,47
7,5	109	69	1	111.0750E	7,91
7,6	117	75	1	111.0760E	11,31
7,7	117	75	1	111.0770E	11,31
7,8	117	75	1	111.0780E	11,31
7,9	117	75	1	111.0790E	11,31
8,0	117	75	1	111.0800E	8,56
8,1	117	75	1	111.0810E	10,81
8,2	117	75	1	111.0820E	10,81
8,3	117	75	1	111.0830E	10,81
8,4	117	75	1	111.0840E	10,81
8,5	117	75	1	111.0850E	9,22
8,6	125	81	1	111.0860E	13,65
8,7	125	81	1	111.0870E	13,65
8,8	125	81	1	111.0880E	13,65
8,9	125	81	1	111.0890E	13,65
9,0	125	81	1	111.0900E	11,37
9,1	125	81	1	111.0910E	15,06
9,2	125	81	1	111.0920E	15,06
9,3	125	81	1	111.0930E	15,06
9,4	125	81	1	111.0940E	15,06
9,5	125	81	1	111.0950E	12,07
9,6	133	87	1	111.0960E	17,67
9,7	133	87	1	111.0970E	17,67
9,8	133	87	1	111.0980E	17,67
9,9	133	87	1	111.0990E	17,67
10,0	133	87	1	111.1000E	13,02
10,2	133	87	1	111.1020E	17,03
10,5	133	87	1	111.1050E	19,04
11,0	142	94	1	111.1100E	20,63
11,5	142	94	1	111.1150E	23,64
12,0	151	101	1	111.1200E	23,64
12,5	151	101	1	111.1250E	30,11
13,0	151	101	1	111.1300E	30,11

900

HSS-E Jobber drill bit set, SILVER-LINE, in PVC cassette

ROTEC®



Execution: HSS-E Jobber drill bit, DIN 338, ground flute, split-point according to DIN 1412-C, point angle 135°, type N-spiral.

Application: For drilling of difficult to cut materials such as high-tensile steel, stainless steel, CrNi-steel, Mn-steel etc.
Material groups : 1.1 - 1.4 / 2.1 - 2.2 / 3.1 - 3.3 / 4.1 - 4.11 / 5.3 - 5.4

Description	Type	Execution	Content	pcs/PU	Item no.	€ / PU
6 pc jobber drill bit set	111	Ground	ø2, 3, 4, 5, 6 and 8mm, 1 pc each	1	900.1030	23,40

HSS-E Jobber drill bit set, SILVER-LINE, in ABS cassette

ROTEC®



Execution: HSS-E Jobber drill bit, DIN 338, ground flute, split-point according to DIN 1412-C, point angle 135°, type N-spiral.

Application: For drilling of difficult to cut materials such as high-tensile steel, stainless steel, CrNi-steel, Mn-steel etc.
Material groups : 1.1 - 1.4 / 2.1 - 2.2 / 3.1 - 3.3 / 4.1 - 4.11 / 5.3 - 5.4

Description	Type	Execution	Content	pcs/PU	Item no.	€ / PU
19 pc jobber drill bit set	111	Ground	ø1 - 10 / 0,5mm increm. / 1 pc each	1	900.0023K	83,00
25 pc jobber drill bit set	111	Ground	ø1 - 13 / 0,5mm increm. / 1 pc each	1	900.0029K	177,13

HSS-E Jobber drill bit set, SILVER-LINE, in plastic case

ROTEC®



Execution: HSS-E Jobber drill bit, DIN 338, ground flute, split-point according to DIN 1412-C, point angle 135°, type N-spiral.

Application: For drilling of difficult to cut materials such as high-tensile steel, stainless steel, CrNi-steel, Mn-steel etc.
Material groups : 1.1 - 1.4 / 2.1 - 2.2 / 3.1 - 3.3 / 4.1 - 4.11 / 5.3 - 5.4

Description	Type	Execution	Content	pcs/PU	Item no.	€ / PU
170 pc jobber drill bit set	111	Ground	ø1 - 8 / 0,5mm increm. / 10 pcs each ø8,5 - 10 / 0,5mm increm. / 5 pcs each	1	900.0172K	503,50
202 pc jobber drill bit set	111	Ground	ø1 - 8 / 0,5mm increm. / 10 pcs each ø8,5 - 10 / 0,5mm increm. / 5 pcs each ø10,5 - 13 / 0,5mm increm. / 2 pcs each Pre-tap sizes ø3,3 and 4,2 / 10 pcs each	1	900.0232K	819,57

116

HSS-E Jobber drill bit, TOP-X, GOLD-LINE

Splitpoint

Quick, simple and precise spot-drilling with little pressure required, without pre-centering, even on corrugated surfaces.

UNI-Spiral


The normal sized core in combination with the 40°-helix spiral results in a very universal drill bit with excellent stability.

135° point angle

The 135° high performance cutting edge ensures a very high aligned preciseness, particularly when hand-operated with a cordless drilling machine. Due to reduced cutting forces, longer battery life.

3-flat shank

Excellent clamping in the drill chuck and optimal power transmission with little effort. Ideal for cordless drills!



DIN 338 **HSS Co5%** **C** **135°** **N** **≥ Ø4**


Execution: HSS-E Jobber drill bit, DIN 338, type N-spiral, ground flute, split-point according to DIN 1412-C, point angle 135° and cylindrical shank. From Ø4 and up with 3 flats for optimal grip in the drill chuck. Very suitable for cordless drills. Quick and precise spot-drilling without centering, longer drilling with one battery due to reduced cutting forces, accurate and round holes, even in sheet materials.

Application: General-purpose use, for drilling of most common materials such as steel, alloyed steel and stainless steel with tensile strength up to 1.000 N/mm², cast-iron, etc. Material groups : 1.1 - 1.4 / 2.1 - 2.2 / 3.1 / 4.1 - 4.11 / 5.3 - 5.4

d ₁	l ₁	l ₂	pcs/PU	Item no.	€ / PU
1,0	34	12	10	116.0100	28,50
1,5	40	18	10	116.0150	27,20
2,0	49	24	10	116.0200	27,70
2,5	57	30	10	116.0250	27,70
3,0	61	33	10	116.0300	27,20
3,3	65	36	10	116.0330	32,70
3,5	70	39	10	116.0350	33,10
4,0	75	43	10	116.0400	35,20
4,2	75	43	10	116.0420	37,30
4,5	80	47	10	116.0450	40,40
5,0	86	52	10	116.0500	42,60
5,5	86	52	10	116.0550	54,00
6,0	93	57	10	116.0600	57,10
6,5	101	63	10	116.0650	69,00

d ₁	l ₁	l ₂	pcs/PU	Item no.	€ / PU
6,8	109	69	10	116.0680	75,50
7,0	109	69	10	116.0700	75,00
7,5	109	69	10	116.0750	80,20
8,0	117	75	10	116.0800	98,00
8,5	117	75	5	116.0850	50,85
9,0	125	81	5	116.0900	65,00
9,5	125	81	5	116.0950	67,35
10,0	133	87	5	116.1000	73,55
10,5	133	87	5	116.1050	104,35
11,0	142	94	5	116.1100	115,85
11,5	142	94	5	116.1150	138,50
12,0	151	101	5	116.1200	147,80
12,5	151	101	5	116.1250	180,45
13,0	151	101	5	116.1300	185,10

HSS-E Jobber drill bit, TOP-X, GOLD-LINE, in EV-pack



DIN 338 **HSS Co5%** **C** **135°** **N** **≥ Ø4**

Execution: HSS-E Jobber drill bit, DIN 338, type N-spiral, ground flute, split-point according to DIN 1412-C, point angle 135° and cylindrical shank. From Ø4 and up with 3 flats for optimal grip in the drill chuck. Very suitable for cordless drills. Quick and precise spot-drilling without centering, longer drilling with one battery due to reduced cutting forces, accurate and round holes, even in sheet materials.

Application: General-purpose use, for drilling of most common materials such as steel, alloyed steel and stainless steel with tensile strength up to 1.000 N/mm², cast-iron, etc. Material groups : 1.1 - 1.4 / 2.1 - 2.2 / 3.1 / 4.1 - 4.11 / 5.3 - 5.4

d ₁	l ₁	l ₂	pcs/PU	Item no.	€ / PU
1,0	34	12	1	116.0100E	3,33
1,5	40	18	1	116.0150E	3,21
2,0	49	24	1	116.0200E	3,27
2,5	57	30	1	116.0250E	3,27
3,0	61	33	1	116.0300E	3,21
3,3	65	36	1	116.0330E	3,76
3,5	70	39	1	116.0350E	3,80
4,0	75	43	1	116.0400E	4,00
4,2	75	43	1	116.0420E	4,20
4,5	80	47	1	116.0450E	4,53
5,0	86	52	1	116.0500E	4,75
5,5	86	52	1	116.0550E	5,88
6,0	93	57	1	116.0600E	6,20
6,5	101	63	1	116.0650E	7,44

d ₁	l ₁	l ₂	pcs/PU	Item no.	€ / PU
6,8	109	69	1	116.0680E	8,51
7,0	109	69	1	116.0700E	8,04
7,5	109	69	1	116.0750E	8,55
8,0	117	75	1	116.0800E	10,33
8,5	117	75	1	116.0850E	10,84
9,0	125	81	1	116.0900E	13,66
9,5	125	81	1	116.0950E	14,13
10,0	133	87	1	116.1000E	15,37
10,5	133	87	1	116.1050E	21,56
11,0	142	94	1	116.1100E	23,96
11,5	142	94	1	116.1150E	28,49
12,0	151	101	1	116.1200E	30,35
12,5	151	101	1	116.1250E	36,88
13,0	151	101	1	116.1300E	37,80

900

HSS-E Jobber drill bit set, TOP-X, GOLD-LINE, in PVC cassette

ROTEC®



Execution: HSS-E Jobber drill bit, DIN 338, type N-spiral, ground flute, split-point according to DIN 1412-C, point angle 135° and cylindrical shank. From ø4 and up with 3 flats for optimal grip in the drill chuck. Very suitable for cordless drills. Quick and precise spot-drilling without centering, longer drilling with one battery due to reduced cutting forces, accurate and round holes, even in sheet materials.

Application: General-purpose use, for drilling of most common materials such as steel, alloyed steel and stainless steel with tensile strength up to 1.000 N/mm², cast-iron, etc.
Material groups : 1.1 - 1.4 / 2.1 - 2.2 / 3.1 / 4.1 - 4.11 / 5.3 - 5.4

Description	Type	Execution	Content	pcs/PU	Item no.	€ / PU
6 pc jobber drill bit set	116	Ground	ø2, 3, 4, 5, 6 and 8mm, 1 pc each	1	900.1035	33,11

HSS-E Jobber drill bit set, TOP-X, GOLD-LINE, in ABS cassette

ROTEC®



Execution: HSS-E Jobber drill bit, DIN 338, type N-spiral, ground flute, split-point according to DIN 1412-C, point angle 135° and cylindrical shank. From ø4 and up with 3 flats for optimal grip in the drill chuck. Very suitable for cordless drills. Quick and precise spot-drilling without centering, longer drilling with one battery due to reduced cutting forces, accurate and round holes, even in sheet materials.


Application: General-purpose use, for drilling of most common materials such as steel, alloyed steel and stainless steel with tensile strength up to 1.000 N/mm², cast-iron, etc.
Material groups : 1.1 - 1.4 / 2.1 - 2.2 / 3.1 / 4.1 - 4.11 / 5.3 - 5.4

Description	Type	Execution	Content	pcs/PU	Item no.	€ / PU
19 pc jobber drill bit set	116	Ground	ø1 - 10 / 0,5mm increm. / 1 pc each	1	900.0064	114,37
25 pc jobber drill bit set	116	Ground	ø1 - 13 / 0,5mm increm. / 1 pc each	1	900.0065	239,57

112

HSS-E Jobber drill bit, type TLS1000

ROTEC®



DIN 338	HSS Co8%	S	130°	TLS1000
-------------------	--------------------	----------	-------------	----------------

Execution: HSS-E Jobber drill bit, DIN 338, ground, tip angle 130°, type TLS1000. The TLS1000-spiral provides excellent chip-removal enabling deep-drilling operations (>5xD without pecking is possible). Special web thinning (DIN 1412-S) (DIN 1412-C < ø3,0) for optimized chip breaking, reduced axial load and lower torque. Very stable drill bit with excellent heat resistance.

Application: Very suitable for drilling non-alloyed and alloyed steels (tool steels, stainless steels etc.) as well as long chipping materials with tensile strengths up to 1.300N/mm².
Material groups : 1.1 - 1.5 / 2.2 - 2.3 / 3.1 - 3.3 / 4.2 - 4.5 / 4.7 / 4.11 - 4.12 / 5.1 - 5.4


d ₁	l ₁	l ₂	pcs/PU	Item no.	€ / PU
1,0	34	12	10	112.0100	38,84
1,5	40	18	10	112.0150	44,61
2,0	49	24	10	112.0200	37,91
2,5	57	30	10	112.0250	37,91
3,0	61	33	10	112.0300	40,29
3,5	70	39	10	112.0350	42,65
4,0	75	43	10	112.0400	47,29
4,5	80	47	10	112.0450	55,94
5,0	86	52	10	112.0500	60,17
5,5	93	57	10	112.0550	71,29
6,0	93	57	10	112.0600	77,88
6,5	101	63	10	112.0650	85,20
7,0	109	69	10	112.0700	88,50

d ₁	l ₁	l ₂	pcs/PU	Item no.	€ / PU
7,5	109	69	10	112.0750	106,63
8,0	117	75	10	112.0800	114,87
8,5	117	75	5	112.0850	64,29
9,0	125	81	5	112.0900	66,97
9,5	125	81	5	112.0950	83,14
10,0	133	87	5	112.1000	73,87
11,0	142	94	5	112.1100	128,78
11,5	142	94	5	112.1150	137,08
12,0	151	101	5	112.1200	163,19
12,5	151	101	5	112.1250	175,96
13,0	151	101	5	112.1300	197,44
20,0 *	205	140	1	112.2000	198,22

* Phase-out item, available until stock has depleted

112

HSS-E Jobber drill bit, type TLS1000, in EV-pack



Execution: HSS-E Jobber drill bit, DIN 338, ground, tip angle 130°, type TLS1000. The TLS1000-spiral provides excellent chip-removal enabling deep-drilling operations (>5xD without pecking is possible). Special web thinning (DIN 1412-S) (DIN 1412-C < ø3,0) for optimized chip breaking, reduced axial load and lower torque. Very stable drill bit with excellent heat resistance.

Application: Very suitable for drilling non-alloyed and alloyed steels (tool steels, stainless steels etc.) as well as long chipping materials with tensile strengths up to 1.300N/mm².
Material groups : 1.1 - 1.5 / 2.2 - 2.3 / 3.1 - 3.3 / 4.2 - 4.5 / 4.7 / 4.11 - 4.12 / 5.1 - 5.4

d ₁	l ₁	l ₂	pcs/PU	Item no.	€ / PU
1,0	34	12	1	112.0100E	4,39
1,1	36	14	1	112.0110E	4,97
1,2	38	16	1	112.0120E	4,97
1,3	38	16	1	112.0130E	4,97
1,4	40	18	1	112.0140E	4,97
1,5	40	18	1	112.0150E	4,97
1,6	43	20	1	112.0160E	4,64
1,7	43	20	1	112.0170E	4,64
1,8	46	22	1	112.0180E	4,64
1,9	46	22	1	112.0190E	4,64
2,0	49	24	1	112.0200E	4,30
2,1	49	24	1	112.0210E	4,78
2,2	53	27	1	112.0220E	4,78
2,3	53	27	1	112.0230E	4,78
2,4	57	30	1	112.0240E	4,86
2,5	57	30	1	112.0250E	4,30
2,6	57	30	1	112.0260E	4,86
2,7	61	33	1	112.0270E	5,13
2,8	61	33	1	112.0280E	5,13
2,9	61	33	1	112.0290E	5,25
3,0	61	33	1	112.0300E	4,55
3,1	65	36	1	112.0310E	5,32
3,2	65	36	1	112.0320E	5,25
3,3	65	36	1	112.0330E	5,32
3,4	70	39	1	112.0340E	5,80
3,5	70	39	1	112.0350E	4,78
3,6	70	39	1	112.0360E	5,91
3,7	70	39	1	112.0370E	6,11
3,8	75	43	1	112.0380E	6,15
3,9	75	43	1	112.0390E	6,45
4,0	75	43	1	112.0400E	5,25
4,1	75	43	1	112.0410E	6,45
4,2	75	43	1	112.0420E	5,91
4,3	80	47	1	112.0430E	6,60
4,4	80	47	1	112.0440E	6,60
4,5	80	47	1	112.0450E	6,11
4,6	80	47	1	112.0460E	6,95
4,7	80	47	1	112.0470E	6,95
4,8	86	52	1	112.0480E	6,95
4,9	86	52	1	112.0490E	7,14
5,0	86	52	1	112.0500E	6,54
5,1	86	52	1	112.0510E	7,14
5,2	86	52	1	112.0520E	7,38
5,3	86	52	1	112.0530E	7,38
5,4	93	57	1	112.0540E	7,87
5,5	93	57	1	112.0550E	7,64
5,6	93	57	1	112.0560E	8,26
5,7	93	57	1	112.0570E	8,26
5,8	93	57	1	112.0580E	8,26
5,9	93	57	1	112.0590E	8,35

d ₁	l ₁	l ₂	pcs/PU	Item no.	€ / PU
6,0	93	57	1	112.0600E	8,30
6,1	101	63	1	112.0610E	8,67
6,2	101	63	1	112.0620E	9,14
6,3	101	63	1	112.0630E	9,68
6,4	101	63	1	112.0640E	10,15
6,5	101	63	1	112.0650E	9,03
6,6	101	63	1	112.0660E	10,38
6,7	101	63	1	112.0670E	10,38
6,8	109	69	1	112.0680E	10,63
6,9	109	69	1	112.0690E	11,05
7,0	109	69	1	112.0700E	9,37
7,1	109	69	1	112.0710E	14,26
7,2	109	69	1	112.0720E	14,26
7,3	109	69	1	112.0730E	14,26
7,4	109	69	1	112.0740E	14,26
7,5	109	69	1	112.0750E	11,18
7,6	117	75	1	112.0760E	15,62
7,7	117	75	1	112.0770E	15,62
7,8	117	75	1	112.0780E	15,62
7,9	117	75	1	112.0790E	15,62
8,0	117	75	1	112.0800E	12,00
8,1	117	75	1	112.0810E	17,14
8,2	117	75	1	112.0820E	17,47
8,3	117	75	1	112.0830E	20,93
8,4	117	75	1	112.0840E	20,93
8,5	117	75	1	112.0850E	13,37
8,6	125	81	1	112.0860E	20,93
8,7	125	81	1	112.0870E	21,45
8,8	125	81	1	112.0880E	21,45
8,9	125	81	1	112.0890E	21,45
9,0	125	81	1	112.0900E	13,91
9,1	125	81	1	112.0910E	22,84
9,2	125	81	1	112.0920E	24,03
9,3	125	81	1	112.0930E	24,03
9,4	125	81	1	112.0940E	24,03
9,5	125	81	1	112.0950E	17,14
9,6	133	87	1	112.0960E	25,58
9,7	133	87	1	112.0970E	27,62
9,8	133	87	1	112.0980E	27,62
9,9	133	87	1	112.0990E	27,62
10,0	133	87	1	112.1000E	15,29
10,2	133	87	1	112.1020E	26,27
10,5	133	87	1	112.1050E	24,55
10,8	142	94	1	112.1080E	37,41
11,0	142	94	1	112.1100E	26,27
11,5	142	94	1	112.1150E	27,93
12,0	151	101	1	112.1200E	33,15
12,5	151	101	1	112.1250E	35,71
12,8	151	101	1	112.1280E	64,89
13,0	151	101	1	112.1300E	40,00




Execution: High-Performance HSS-E jobber drill bit, DIN 338, ground flute, splitpoint according to DIN 1412-C, point angle 135°, type HD-X-spiral, TiAlN-TOP-coated. More wear-resistant, increased thermal stability and longer tool life due to newest TiAlN-TOP-coating.

Application: Applicable and performing excellently in a wide range of materials! Very well suited for use on CNC-machines on steels up to 1.400 N/mm², stainless steels, CrNi-steels, tool steels, etc.
Material groups : 1.1 - 1.6 / 2.2 - 2.3 / 3.1 - 3.3 / 4.3 / 4.5 / 4.7 / 4.11 - 4.12 / 5.1 - 5.4

d ₁	l ₁	l ₂	pcs/PU	Item no.	€/ PU
1,0	34	12	1	114.0100C	9,51
1,1	36	14	1	114.0110C	9,51
1,2	38	16	1	114.0120C	9,51
1,3	38	16	1	114.0130C	9,26
1,4	40	18	1	114.0140C	9,16
1,5	40	18	1	114.0150C	8,73
1,6	43	20	1	114.0160C	8,55
1,7	43	20	1	114.0170C	8,55
1,8	46	22	1	114.0180C	8,13
1,9	46	22	1	114.0190C	8,17
2,0	49	24	1	114.0200C	7,68
2,1	49	24	1	114.0210C	8,17
2,2	53	27	1	114.0220C	8,30
2,3	53	27	1	114.0230C	8,30
2,4	57	30	1	114.0240C	8,35
2,5	57	30	1	114.0250C	8,35
2,6	57	30	1	114.0260C	8,55
2,7	61	33	1	114.0270C	8,55
2,8	61	33	1	114.0280C	8,55
2,9	61	33	1	114.0290C	8,55
3,0	61	33	1	114.0300C	7,96
3,1	65	36	1	114.0310C	8,73
3,2	65	36	1	114.0320C	8,73
3,3	65	36	1	114.0330C	8,79
3,4	70	39	1	114.0340C	8,73
3,5	70	39	1	114.0350C	8,35
3,6	70	39	1	114.0360C	9,16
3,7	70	39	1	114.0370C	9,26
3,8	75	43	1	114.0380C	9,51
3,9	75	43	1	114.0390C	9,67
4,0	75	43	1	114.0400C	8,55
4,1	75	43	1	114.0410C	10,07
4,2	75	43	1	114.0420C	9,37
4,3	80	47	1	114.0430C	10,11
4,4	80	47	1	114.0440C	10,11
4,5	80	47	1	114.0450C	9,67
4,6	80	47	1	114.0460C	10,11
4,7	80	47	1	114.0470C	10,15
4,8	86	52	1	114.0480C	10,25
4,9	86	52	1	114.0490C	10,53
5,0	86	52	1	114.0500C	9,51
5,1	86	52	1	114.0510C	10,58
5,2	86	52	1	114.0520C	10,72
5,3	86	52	1	114.0530C	10,72
5,4	93	57	1	114.0540C	11,63
5,5	93	57	1	114.0550C	11,38
5,6	93	57	1	114.0560C	11,63
5,7	93	57	1	114.0570C	11,77
5,8	93	57	1	114.0580C	11,97
5,9	93	57	1	114.0590C	12,09
6,0	93	57	1	114.0600C	11,38
6,1	101	63	1	114.0610C	13,45
6,2	101	63	1	114.0620C	13,45
6,3	101	63	1	114.0630C	13,45

d ₁	l ₁	l ₂	pcs/PU	Item no.	€/ PU
6,4	101	63	1	114.0640C	14,05
6,5	101	63	1	114.0650C	13,60
6,6	101	63	1	114.0660C	17,35
6,7	101	63	1	114.0670C	17,50
6,8	109	69	1	114.0680C	19,09
6,9	109	69	1	114.0690C	19,09
7,0	109	69	1	114.0700C	18,22
7,1	109	69	1	114.0710C	19,25
7,2	109	69	1	114.0720C	19,71
7,3	109	69	1	114.0730C	19,71
7,4	109	69	1	114.0740C	19,98
7,5	109	69	1	114.0750C	19,09
7,6	117	75	1	114.0760C	20,69
7,7	117	75	1	114.0770C	20,69
7,8	117	75	1	114.0780C	20,83
7,9	117	75	1	114.0790C	21,04
8,0	117	75	1	114.0800C	19,09
8,1	117	75	1	114.0810C	21,93
8,2	117	75	1	114.0820C	22,50
8,3	117	75	1	114.0830C	23,54
8,4	117	75	1	114.0840C	23,54
8,5	117	75	1	114.0850C	23,10
8,6	125	81	1	114.0860C	25,02
8,7	125	81	1	114.0870C	25,02
8,8	125	81	1	114.0880C	25,45
8,9	125	81	1	114.0890C	26,08
9,0	125	81	1	114.0900C	24,42
9,1	125	81	1	114.0910C	26,08
9,2	125	81	1	114.0920C	26,08
9,3	125	81	1	114.0930C	26,35
9,4	125	81	1	114.0940C	26,35
9,5	125	81	1	114.0950C	26,35
9,6	133	87	1	114.0960C	28,10
9,7	133	87	1	114.0970C	28,10
9,8	133	87	1	114.0980C	29,68
9,9	133	87	1	114.0990C	29,68
10,0	133	87	1	114.1000C	27,38
10,2	133	87	1	114.1020C	34,13
10,5	133	87	1	114.1050C	34,84
11,0	142	94	1	114.1100C	37,80
11,5	142	94	1	114.1150C	41,47
12,0	151	101	1	114.1200C	45,17
12,5	151	101	1	114.1250C	50,87
13,0	151	101	1	114.1300C	54,54
13,5	160	108	1	114.1350C	63,60
14,0	160	108	1	114.1400C	68,75
14,5	169	114	1	114.1450C	72,41
15,0	169	114	1	114.1500C	77,52
16,0	178	120	1	114.1600C	92,34
17,0	184	125	1	114.1700C	108,47
18,0	191	130	1	114.1800C	129,37
19,0	198	135	1	114.1900C	149,78
20,0	205	140	1	114.2000C	168,89

118 TCT Jobber drill bit, carbide tipped




Execution: Tungsten carbide tipped (TCT) jobber drill bit, DIN 338, ground cutting edges, point angle 118°.

Application: Very suitable for drilling operations in high-tensile [tool] steels <1.400 N/mm² such as spring steel, hardened steels < 55HRC etc. For enlarging existing holes or to drill out remains from broken taps or bolts.
Material groups : 1.2 - 1.6 / 3.1 - 3.3 / 4.5 - 4.9 / 6.1 - 6.2

d ₁	l ₁	l ₂	pcs/PU	Item no.	€ / PU
2,0	49	24	1	118.0200	22,13
2,1	49	24	1	118.0210	22,13
2,2	53	27	1	118.0220	22,13
2,3	53	27	1	118.0230	22,13
2,4	57	30	1	118.0240	22,13
2,5	57	30	1	118.0250	22,13
2,6	57	30	1	118.0260	22,13
2,7	61	33	1	118.0270	22,13
2,8	61	33	1	118.0280	22,13
2,9	61	33	1	118.0290	22,13
3,0	61	33	1	118.0300	20,32
3,1	65	36	1	118.0310	22,13
3,2	65	36	1	118.0320	22,13
3,3	65	36	1	118.0330	22,13
3,4	70	39	1	118.0340	22,13
3,5	70	39	1	118.0350	20,77
3,6	70	39	1	118.0360	22,13
3,7	70	39	1	118.0370	22,13
3,8	75	43	1	118.0380	22,13
3,9	75	43	1	118.0390	22,13
4,0	75	43	1	118.0400	19,88
4,1	75	43	1	118.0410	22,13
4,2	75	43	1	118.0420	22,13
4,3	80	47	1	118.0430	22,13
4,4	80	47	1	118.0440	22,13
4,5	80	47	1	118.0450	20,32
4,6	80	47	1	118.0460	22,13
4,7	80	47	1	118.0470	22,13
4,8	86	52	1	118.0480	22,13
4,9	86	52	1	118.0490	22,13
5,0	86	52	1	118.0500	19,88
5,1	86	52	1	118.0510	24,03
5,2	86	52	1	118.0520	24,03
5,3	86	52	1	118.0530	24,03
5,4	93	57	1	118.0540	24,03
5,5	93	57	1	118.0550	21,20
5,6	93	57	1	118.0560	24,41
5,7	93	57	1	118.0570	24,41
5,8	93	57	1	118.0580	24,41
5,9	93	57	1	118.0590	24,41
6,0	93	57	1	118.0600	22,56
6,1	101	63	1	118.0610	24,84
6,2	101	63	1	118.0620	24,84
6,3	101	63	1	118.0630	24,84
6,4	101	63	1	118.0640	24,84
6,5	101	63	1	118.0650	23,03
6,6	101	63	1	118.0660	27,53
6,7	101	63	1	118.0670	27,53
6,8	109	69	1	118.0680	27,53
6,9	109	69	1	118.0690	27,53
7,0	109	69	1	118.0700	25,84
7,1	109	69	1	118.0710	28,93
7,2	109	69	1	118.0720	28,93
7,3	109	69	1	118.0730	28,93
7,4	109	69	1	118.0740	28,93
7,5	109	69	1	118.0750	27,08

d ₁	l ₁	l ₂	pcs/PU	Item no.	€ / PU
7,6	117	75	1	118.0760	30,81
7,7	117	75	1	118.0770	30,81
7,8	117	75	1	118.0780	30,81
7,9	117	75	1	118.0790	30,81
8,0	117	75	1	118.0800	28,93
8,1	117	75	1	118.0810	31,62
8,2	117	75	1	118.0820	31,62
8,3	117	75	1	118.0830	31,62
8,4	117	75	1	118.0840	31,62
8,5	117	75	1	118.0850	30,35
8,6	125	81	1	118.0860	34,88
8,7	125	81	1	118.0870	34,88
8,8	125	81	1	118.0880	34,88
8,9	125	81	1	118.0890	34,88
9,0	125	81	1	118.0900	33,44
9,1	125	81	1	118.0910	38,37
9,2	125	81	1	118.0920	38,37
9,3	125	81	1	118.0930	38,37
9,4	125	81	1	118.0940	38,37
9,5	125	81	1	118.0950	37,59
9,6	133	87	1	118.0960	41,09
9,7	133	87	1	118.0970	41,09
9,8	133	87	1	118.0980	41,09
9,9	133	87	1	118.0990	41,09
10,0	133	87	1	118.1000	38,85
10,1	133	87	1	118.1010	46,86
10,2	133	87	1	118.1020	46,86
10,3	133	87	1	118.1030	46,86
10,4	133	87	1	118.1040	46,86
10,5	133	87	1	118.1050	44,59
10,7	142	94	1	118.1070	49,67
10,8	142	94	1	118.1080	49,67
11,0	142	94	1	118.1100	47,76
11,5	142	94	1	118.1150	51,13
11,6	142	94	1	118.1160	59,27
12,0	151	101	1	118.1200	55,64
12,1	151	101	1	118.1210	65,23
12,2	151	101	1	118.1220	65,23
12,3	151	101	1	118.1230	65,23
12,4	151	101	1	118.1240	65,23
12,5	151	101	1	118.1250	61,29
13,0	151	101	1	118.1300	66,60
13,5	160	108	1	118.1350	72,57
14,0	160	108	1	118.1400	74,51
14,5	169	114	1	118.1450	81,86
15,0	169	114	1	118.1500	91,77
15,5	178	120	1	118.1550	103,04
16,0	178	120	1	118.1600	107,24
16,5	184	125	1	118.1650	134,10
17,0	184	125	1	118.1700	138,29
17,5	191	130	1	118.1750	151,04
18,0	191	130	1	118.1800	151,04
18,5	198	135	1	118.1850	173,61
19,0	198	135	1	118.1900	173,61
19,5	205	140	1	118.1950	197,57
20,0	205	140	1	118.2000	197,57



Execution: HSS-G Stub drill bit, DIN 1897, ground flute, split-point (DIN 1412-C), point angle 135°, type N-spiral.

Application: General-purpose use on most common materials such as sheet metal, steel and cast iron with tensile strength < 1.000 N/mm².
Material groups : 1.1 - 1.4 / 2.1 - 2.2 / 3.1 / 4.1 - 4.11 / 5.3 - 5.4


d ₁	l ₁	l ₂	pcs/PU	Item no.	€ / PU
1,3*	30	8	10	130.0130	39,77
2,0	38	12	10	130.0200	5,50
2,5	43	14	10	130.0250	6,10
2,6*	43	14	10	130.0260	9,50
2,7*	46	16	10	130.0270	9,50
2,9*	46	16	10	130.0290	9,50
3,0	46	16	10	130.0300	10,50
3,2	49	18	10	130.0320	12,20
3,3	49	18	10	130.0330	12,20
3,5	52	20	10	130.0350	12,20
3,6*	52	20	10	130.0360	13,40
3,7*	52	20	10	130.0370	12,20
3,8*	55	22	10	130.0380	12,20
3,9	55	22	10	130.0390	13,40
4,0	55	22	10	130.0400	12,20
4,1	55	22	10	130.0410	14,90
4,2	55	22	10	130.0420	14,90
4,3*	58	24	10	130.0430	17,80
4,4*	58	24	10	130.0440	18,60
4,5	58	24	10	130.0450	15,50
4,6*	58	24	10	130.0460	20,50
4,7*	58	24	10	130.0470	20,50
4,9	62	26	10	130.0490	18,60

d ₁	l ₁	l ₂	pcs/PU	Item no.	€ / PU
5,0	62	26	10	130.0500	18,60
5,1*	62	26	10	130.0510	23,90
5,3*	62	26	10	130.0530	29,36
5,5	66	28	10	130.0550	23,90
5,6*	66	28	10	130.0560	30,00
5,7*	66	28	10	130.0570	26,60
5,8*	66	28	10	130.0580	30,00
6,0	66	28	10	130.0600	26,60
6,5	70	31	10	130.0650	30,00
7,0	74	34	10	130.0700	35,40
7,5	74	34	10	130.0750	43,20
8,0	79	37	10	130.0800	53,80
8,5	79	37	10	130.0850	57,10
9,0	84	40	10	130.0900	71,00
9,5	84	40	10	130.0950	77,70
10,0	89	43	10	130.1000	85,80
10,5	89	43	5	130.1050	54,00
11,0	95	47	5	130.1100	51,80
11,5	95	47	5	130.1150	58,65
12,0	102	51	5	130.1200	67,95
12,5	102	51	5	130.1250	78,90
13,0	102	51	5	130.1300	90,55

* Phase-out item, available until stock has depleted

131

HSS-G Stub drill bit



Execution: HSS-G stub drill bits, DIN 1897, ground flute, split-point according to DIN 1412-C, point angle 135°, type N-spiral, steam tempered.


Application: General-purpose use on most common materials such as (sheet) steel and cast iron.

d ₁	l ₁	l ₂	pcs/PU	Item no.	€ / PU
2,0	38	12	10	131.0200	19,47
2,3	40	13	10	131.0230	22,25
2,5	43	14	10	131.0250	16,89
2,6	43	14	10	131.0260	20,70
2,7	46	16	10	131.0270	20,70
3,0	46	16	10	131.0300	18,03
3,1	49	18	10	131.0310	19,57
3,2	49	18	10	131.0320	19,57
3,3	49	18	10	131.0330	19,57
3,4	52	20	10	131.0340	22,25
3,5	52	20	10	131.0350	19,57
3,6	52	20	10	131.0360	24,51
3,7	52	20	10	131.0370	24,51
3,8	55	22	10	131.0380	24,51
3,9	55	22	10	131.0390	24,51
4,0	55	22	10	131.0400	21,53
4,1	55	22	10	131.0410	28,12
4,2	55	22	10	131.0420	28,12
4,3	58	24	10	131.0430	29,25
4,4	58	24	10	131.0440	29,25
4,5	58	24	10	131.0450	25,44
4,6	58	24	10	131.0460	32,86
4,7	58	24	10	131.0470	32,86
4,8	62	26	10	131.0480	32,86

d ₁	l ₁	l ₂	pcs/PU	Item no.	€ / PU
4,9	62	26	10	131.0490	32,86
5,0	62	26	10	131.0500	28,22
5,1	62	26	10	131.0510	36,46
5,2	62	26	10	131.0520	36,15
5,3	62	26	10	131.0530	36,57
5,4	66	28	10	131.0540	36,57
5,5	66	28	10	131.0550	31,52
5,7	66	28	10	131.0570	41,92
5,8	66	28	10	131.0580	41,92
5,9	66	28	10	131.0590	41,92
6,0	66	28	10	131.0600	35,84
6,5	70	31	10	131.0650	42,75
6,8	74	34	10	131.0680	49,44
7,0	74	34	10	131.0700	49,44
7,5	74	34	10	131.0750	55,83
8,0	79	37	10	131.0800	61,80
8,5	79	37	10	131.0850	73,23
9,0	84	40	10	131.0900	79,83
9,1	84	40	10	131.0910	111,24
9,5	84	40	10	131.0950	89,61
10,0	89	43	10	131.1000	100,12
10,5	89	43	1	131.1050	11,31
12,5	102	51	1	131.1250	16,61
13,0	102	51	1	131.1300	18,15

132

HSS-E Stub drill bit, SILVER-LINE



Execution: HSS-E stub drill bits, DIN 1897, ground flute, split-point according to DIN 1412-C, point angle 135°, type N-spiral.

Application: For drilling of difficult to cut materials such as high-tensile steel, stainless steel, Cr-Ni steel, manganese steel etc.

d ₁	l ₁	l ₂	pcs/PU	Item no.	€ / PU
2,0	38	12	10	132.0200	35,64
2,5	43	14	10	132.0250	32,14
2,8	46	16	10	132.0280	37,39
3,0	46	16	10	132.0300	32,14
3,1	49	18	10	132.0310	33,99
3,2	49	18	10	132.0320	33,99
3,3	49	18	10	132.0330	33,99
3,4	52	20	10	132.0340	41,92
3,5	52	20	10	132.0350	33,99
3,6	52	20	10	132.0360	41,92
3,7	52	20	10	132.0370	41,92
3,8	55	22	10	132.0380	41,92
3,9	55	22	10	132.0390	41,92
4,0	55	22	10	132.0400	37,90
4,1	55	22	10	132.0410	44,91
4,2	55	22	10	132.0420	44,91
4,5	58	24	10	132.0450	44,91
4,6	58	24	10	132.0460	54,28
4,8	62	26	10	132.0480	54,28
4,9	62	26	10	132.0490	54,28

d ₁	l ₁	l ₂	pcs/PU	Item no.	€ / PU
5,0	62	26	10	132.0500	50,26
5,1	62	26	10	132.0510	61,18
5,2	62	26	10	132.0520	61,18
5,5	66	28	10	132.0550	55,83
5,6	66	28	10	132.0560	64,79
5,7	66	28	10	132.0570	64,79
5,8	66	28	10	132.0580	64,79
5,9	66	28	10	132.0590	64,79
6,0	66	28	10	132.0600	63,55
6,5	70	31	10	132.0650	75,91
6,8	74	34	10	132.0680	106,19
7,0	74	34	10	132.0700	87,34
7,5	74	34	10	132.0750	112,58
8,0	79	37	10	132.0800	109,59
8,5	79	37	10	132.0850	129,57
9,0	84	40	10	132.0900	142,04
9,5	84	40	10	132.0950	159,65
10,0	89	43	10	132.1000	177,98
10,5	89	43	1	132.1050	19,35

137C

HSS-E Stub drill bit, type HD-X, TiAlN-TOP, GOLD-LINE



Execution: High-Performance HSS-E stub drill bit, DIN 1897, ground flute, split-point according to DIN 1412-C, point angle 135°, type HD-X-spiral, TiAlN-TOP-coated. More wear-resistant, increased thermal stability and longer tool life due to newest TiAlN-TOP-coating.


Application: Excellent performance in a wide range of materials! Very well suited for use on CNC-machines on steels up to 1.400 N/mm², stainless steels, CrNi-steels, tool steels, etc.
Material groups : 1.1 - 1.6 / 2.1 - 2.3 / 3.1 - 3.3 / 4.2 - 4.3 / 4.6 - 4.9 / 5.1 - 5.4

d ₁	l ₁	l ₂	pcs/PU	Item no.	€ / PU
1,0	26	6	1	137.0100C	9,63
1,2	30	8	1	137.0120C	9,97
1,5	32	9	1	137.0150C	8,96
1,6	34	10	1	137.0160C	9,57
1,8	36	11	1	137.0180C	9,74
1,9	36	11	1	137.0190C	9,53
2,0	38	12	1	137.0200C	7,87
2,3	40	13	1	137.0230C	9,53
2,5	43	14	1	137.0250C	8,41
2,6	40	13	1	137.0260C	9,57
2,7	46	16	1	137.0270C	9,57
2,8	46	16	1	137.0280C	9,57
3,0	46	16	1	137.0300C	8,41
3,2	49	18	1	137.0320C	9,17
3,3	49	18	1	137.0330C	9,53
3,4	52	20	1	137.0340C	10,61
3,5	52	20	1	137.0350C	8,78
3,7	52	20	1	137.0370C	10,61
3,9	55	22	1	137.0390C	10,61
4,0	55	22	1	137.0400C	9,07
4,1	55	22	1	137.0410C	9,78
4,2	55	22	1	137.0420C	9,74
4,3	58	24	1	137.0430C	12,57
4,5	58	24	1	137.0450C	9,78
4,7	58	24	1	137.0470C	13,00
4,8	62	26	1	137.0480C	13,00

d ₁	l ₁	l ₂	pcs/PU	Item no.	€ / PU
5,0	62	26	1	137.0500C	10,23
5,1	62	26	1	137.0510C	13,00
5,5	66	28	1	137.0550C	11,97
5,6	66	28	1	137.0560C	14,13
5,8	66	28	1	137.0580C	14,13
6,0	66	28	1	137.0600C	11,97
6,5	70	31	1	137.0650C	14,19
6,8	74	34	1	137.0680C	21,70
6,9	74	34	1	137.0690C	22,68
7,0	74	34	1	137.0700C	18,92
7,5	74	34	1	137.0750C	19,95
8,0	79	37	1	137.0800C	20,49
8,3	79	37	1	137.0830C	30,72
8,5	79	37	1	137.0850C	26,11
8,6	84	40	1	137.0860C	31,50
9,0	84	40	1	137.0900C	24,95
9,5	84	40	1	137.0950C	35,12
10,0	89	43	1	137.1000C	28,00
10,2	89	43	1	137.1020C	44,76
10,5	89	43	1	137.1050C	46,17
11,0	95	47	1	137.1100C	46,17
11,5	95	47	1	137.1150C	47,62
12,0	102	51	1	137.1200C	55,62
12,5	102	51	1	137.1250C	60,59
13,0	102	51	1	137.1300C	62,76

134

TCT Stub drill bit, carbide tipped



Execution: Tungsten carbide tipped (TCT) stub drill bit, DIN 8037, ground cutting edges, point angle 118°.


Application: Very suitable for drilling operations in high-tensile (tool) steels <1.400 N/mm² such as spring steel, hardened steels < 55HRc etc. For enlarging existing holes or to drill out remains from broken taps or bolts.
Material groups : 1.2 - 1.6 / 3.1 - 3.3 / 4.5 - 4.9 / 6.1 - 6.2

d ₁	l ₁	l ₂	pcs/PU	Item no.	€ / PU
3,0	50	20	1	134.0300	21,20
3,3	56	25	1	134.0330	23,45
3,5	56	25	1	134.0350	21,77
4,0	56	25	1	134.0400	20,77
4,2	63	28	1	134.0420	23,45
4,5	63	28	1	134.0450	20,77
5,0	63	28	1	134.0500	20,77
5,2	71	32	1	134.0520	25,28
5,5	71	32	1	134.0550	22,56
6,0	71	32	1	134.0600	23,45
6,5	71	32	1	134.0650	24,03
6,8	80	40	1	134.0680	28,93

d ₁	l ₁	l ₂	pcs/PU	Item no.	€ / PU
7,0	80	40	1	134.0700	27,08
7,5	80	40	1	134.0750	28,54
8,0	80	40	1	134.0800	30,35
8,5	90	50	1	134.0850	31,62
9,0	90	50	1	134.0900	34,88
9,5	90	50	1	134.0950	39,39
10,0	100	56	1	134.1000	40,65
10,2	100	56	1	134.1020	49,44
10,5	100	56	1	134.1050	46,86
12,0	112	63	1	134.1200	58,45
13,0	112	63	1	134.1300	69,75

135

HSS-G Stub drill bits, double-ended



Execution: HSS twisted stub drill bits in a double-ended execution, type N-spiral, ground flute, oxidised, point angle 135°, split-point according to DIN1412-C.

Application: General-purpose use on most common materials such as (sheet) steel and cast iron.

d ₁	l ₁	l ₂	pcs/PU	Item no.	€ / PU
3,1	54	14	10	135.0310	30,39
3,2	54	14	10	135.0320	30,39
3,3	52	14	10	135.0330	40,27
4,1	58	16	10	135.0410	38,42

d ₁	l ₁	l ₂	pcs/PU	Item no.	€ / PU
4,2	58	16	10	135.0420	38,42
4,5 *	58	16	10	135.0450	48,31
5,0	62	18	10	135.0500	52,94
5,1	66	19	10	135.0510	50,88

* Phase-out item, available until stock has depleted

427

HSS-E Spot weld drill bit, in EV-pack



Execution: HSS-E spot weld drill bits, cylindrical shank, very robust design. Specifically designed for drilling spot welds and other difficult drilling applications on sheet materials with (cordless) portable drills.

Application: Burr-free drilling on sheet materials (steel, brass, aluminium, zinc, copper and plastics) without spotting, removal of spot-welds. Material groups : 1.1 - 1.4 / 2.1 - 2.2 / 4.1 - 4.12

d ₁	l ₁	Material	pcs/PU	Item no.	€ / PU
6	66	HSS-E	1	427.0600	10,97
6,5	40	HSS-E	1	427.0651	27,98
8	79	HSS-E	1	427.0800	11,69
8	40	HSS-E	1	427.0801	14,57

HSS-E Spot weld drill bit, coated (TiAlN), in EV-pack



Execution: HSS-E spot weld drill bits, cylindrical shank, very robust design. Specifically designed for drilling spot welds and other difficult drilling applications on sheet materials with (cordless) portable drills.


Application: Burr-free drilling on sheet materials (steel, brass, aluminium, zinc, copper and plastics) without spotting, removal of spot-welds. Material groups : 1.1 - 1.4 / 2.1 - 2.2 / 4.1 - 4.12

d ₁	l ₁	Material	pcs/PU	Item no.	€ / PU
8	79	HSS-E	1	427.0800T	24,54

140

Stub drill bit, HSS-G, 1/4" C6.3 bit shank

ROTEC®



Execution: HSS-G Drill bit, ground flute, hexagonal shank (1/4") according to DIN 3126-C6.3 (ISO 1173).

Application: For general-purpose drilling applications in (non-ferrous) metals, plastics and wood with portable (cordless) drills.

d ₁	Suitable for	l ₁	l ₂	pcs/PU	Item no.	€ / PU
1,0		32	7	1	140.0100	8,09
1,5		32	10	1	140.0150	8,09
2,0		34	12	1	140.0200	8,09
2,5	M3	36	14	1	140.0250	8,09
3,0		38	16	1	140.0300	8,09
3,3	M4	40	18	1	140.0330	8,09
3,5		40	18	1	140.0350	8,09
4,0		44	20	1	140.0400	8,09
4,2	M5	45	20	1	140.0420	8,09
4,5		46	24	1	140.0450	8,09
5,0	M6	50	26	1	140.0500	8,09
5,5		50	26	1	140.0550	8,38

d ₁	Suitable for	l ₁	l ₂	pcs/PU	Item no.	€ / PU
6,0		50	26	1	140.0600	8,38
6,5		50	30	1	140.0650	8,38
6,8	M8	50	30	1	140.0680	8,38
7,0		50	30	1	140.0700	8,38
7,5		51	32	1	140.0750	9,84
8,0		51	32	1	140.0800	9,84
8,5	M10	53	33	1	140.0850	11,28
9,0		53	33	1	140.0900	11,28
9,5		54	38	1	140.0950	12,72
10,0		54	38	1	140.1000	12,72
10,2	M12	54	38	1	140.1020	12,72

900

Stub drill bit set, HSS-G, 1/4" C6.3 bit shank

ROTEC®



Execution: HSS-G Drill bit, ground flute, hexagonal shank (1/4") according to DIN 3126-C6.3 (ISO 1173).


Application: For general-purpose drilling applications in (non-ferrous) metals, plastics and wood with portable (cordless) drills.

Description	Type	Execution	Content	pcs/PU	Item no.	€ / PU
19 pc drill bit set	140	HSS-G	ø1 - 10 / 0,5mm increm. / 1 pc each	1	900.2037	131,74

141

Stub drill bit, HSS-G, 1/4" E6.3 bit shank, in EV-pack

ROTEC®



Execution: HSS-G Drill bit, ground flute, point angle 135°, hexagonal shank (1/4") according to DIN 3126-E6.3 (ISO 1173).


Application: For general-purpose drilling applications in metals, non-ferrous metals, plastics and wood with portable (cordless) drills.

d ₁	Suitable for	l ₁	l ₂	pcs/PU	Item no.	€ / PU
1,0		45	14	1	141.0100	6,79
1,5		45	14	1	141.0150	6,79
2,0		47	16	1	141.0200	6,55
2,5		47	16	1	141.0250	5,93
3,0		47	16	1	141.0300	5,93
3,2		47	16	1	141.0320	5,93
3,3	M4	47	16	1	141.0330	5,93
3,5		47	16	1	141.0350	5,93
4,0		53	20	1	141.0400	5,93
4,2	M5	53	20	1	141.0420	5,93
4,5		53	20	1	141.0450	5,93

d ₁	Suitable for	l ₁	l ₂	pcs/PU	Item no.	€ / PU
5,0	M6	59	26	1	141.0500	5,93
5,5		59	26	1	141.0550	5,93
6,0		59	26	1	141.0600	5,93
6,5		59	26	1	141.0650	5,93
7,0		59	30	1	141.0700	6,81
7,5		60	32	1	141.0750	6,81
8,0		60	32	1	141.0800	6,81
8,5		83	45	1	141.0850	6,81
9,0		83	45	1	141.0900	6,81
9,5		83	45	1	141.0950	7,12
10,0		87	50	1	141.1000	7,12

150

HSS-G Drill bit, long, SILVER-LINE



DIN 340 **HSS G** **C** **135°** **N**

Execution: HSS-G Drill bit, DIN 340, ground flute, split-point (DIN 1412-C), point angle 135°, type N-spiral, bright finish.


Application: General-purpose use, for drilling of most common materials such as steel and alloyed steel with tensile strength up to 1.000 N/mm², cast-iron, etc.
Material groups : 1.1 - 1.4 / 2.1 - 2.2 / 3.1 / 4.1 - 4.11 / 5.3 - 5.4

d ₁	l ₁	l ₂	pcs/PU	Item no.	€ / PU
1,0	56	33	10	150.0100	12,70
1,5	70	45	10	150.0150	14,00
2,0	85	56	10	150.0200	14,70
2,5	95	62	10	150.0250	15,30
2,7 *	100	66	10	150.0270	22,80
3,0	100	66	10	150.0300	18,10
3,1	106	69	10	150.0310	20,70
3,2	106	69	10	150.0320	20,70
3,3	106	69	10	150.0330	20,70
3,5	112	73	10	150.0350	20,70
3,6	112	73	10	150.0360	39,80
3,8	119	78	10	150.0380	23,50
3,9	119	78	10	150.0390	23,50
4,0	119	78	10	150.0400	23,50
4,1	119	78	10	150.0410	27,30
4,2	119	78	10	150.0420	27,30
4,5	126	82	10	150.0450	27,30
4,8	132	87	10	150.0480	28,90
5,0	132	87	10	150.0500	28,90
5,2	132	87	10	150.0520	38,00

d ₁	l ₁	l ₂	pcs/PU	Item no.	€ / PU
5,5	139	91	10	150.0550	38,00
6,0	139	91	10	150.0600	42,00
6,2	148	97	10	150.0620	46,70
6,5	148	97	10	150.0650	46,70
6,8	156	102	10	150.0680	55,50
7,0	156	102	10	150.0700	50,00
7,5	156	102	10	150.0750	65,90
8,0	165	109	5	150.0800	37,90
8,5	165	109	5	150.0850	45,10
9,0	175	115	5	150.0900	53,40
9,5	175	115	5	150.0950	58,45
10,0	184	121	5	150.1000	64,35
10,2	184	121	5	150.1020	66,75
10,5	184	121	5	150.1050	66,75
11,0	195	128	5	150.1100	77,50
11,5	195	128	5	150.1150	84,55
12,0	205	134	5	150.1200	107,55
12,5	205	134	5	150.1250	105,15
13,0	205	134	5	150.1300	125,50
14,0	214	140	1	150.1400	25,14

* Phase-out item, available until stock has depleted

HSS-G Drill bit, long, SILVER-LINE, in EV-pack



DIN 340 **HSS G** **C** **135°** **N**


Execution: HSS-G Drill bit, DIN 340, ground flute, split-point (DIN 1412-C), point angle 135°, type N-spiral, bright finish.

Application: General-purpose use, for drilling of most common materials such as steel and alloyed steel with tensile strength up to 1.000 N/mm², cast-iron, etc.
Material groups : 1.1 - 1.4 / 2.1 - 2.2 / 3.1 / 4.1 - 4.11 / 5.3 - 5.4

d ₁	l ₁	l ₂	pcs/PU	Item no.	€ / PU
1,0	56	33	1	150.0100E	1,72
1,5	70	45	1	150.0150E	1,85
2,0	85	56	1	150.0200E	2,01
2,5	95	62	1	150.0250E	2,07
3,0	100	66	1	150.0300E	2,34
3,2	106	69	1	150.0320E	2,60
3,3	106	69	1	150.0330E	2,53
3,5	112	73	1	150.0350E	2,60
4,0	119	78	1	150.0400E	2,89
4,2	119	78	1	150.0420E	3,19
4,5	126	82	1	150.0450E	3,26
5,0	132	87	1	150.0500E	3,42
5,5	139	91	1	150.0550E	4,34
6,0	139	91	1	150.0600E	4,74
6,5	148	97	1	150.0650E	5,21

d ₁	l ₁	l ₂	pcs/PU	Item no.	€ / PU
6,8	156	102	1	150.0680E	5,70
7,0	156	102	1	150.0700E	5,59
7,5	156	102	1	150.0750E	7,18
8,0	165	109	1	150.0800E	8,17
8,5	165	109	1	150.0850E	9,61
9,0	175	115	1	150.0900E	11,32
9,5	175	115	1	150.0950E	12,33
10,0	184	121	1	150.1000E	13,53
10,5	184	121	1	150.1050E	13,99
11,0	195	128	1	150.1100E	16,15
11,5	195	128	1	150.1150E	17,55
12,0	205	134	1	150.1200E	22,16
12,5	205	134	1	150.1250E	21,67
13,0	205	134	1	150.1300E	25,75

HSS-G Drill bit, long, type TLS500




d ₁	l ₁	l ₂	pcs/PU	Item no.	€ / PU
1,0	56	33	10	151.0100	89,52
1,5	70	45	10	151.0150	80,36
2,0	85	56	10	151.0200	59,03
2,5	95	62	10	151.0250	63,46
3,0	100	66	10	151.0300	66,55
3,5	112	73	10	151.0350	76,14
4,0	119	78	10	151.0400	82,52
4,5	126	82	10	151.0450	100,76
5,0	132	87	10	151.0500	96,94
5,5	139	91	10	151.0550	123,73
6,0	139	91	10	151.0600	127,75
6,5	148	97	10	151.0650	145,05
7,0	156	102	10	151.0700	174,52

Execution: HSS-G Drill bit, DIN 340, long, ground flute, split-point (DIN 1412-C), point angle 130°, type TLS500-spiral, bright finish. The TLS500-spiral provides excellent chip-removal enabling deep-drilling operations of 5xD or more without pecking.

Application: For drilling soft and long-chipping materials with a tensile strength up to 500 N/mm² like, aluminium, aluminium alloys, copper, zinc, plastic, etc.
Material groups : 1.1 - 1.2 / 4.1 - 4.2 / 4.4 / 4.12

d ₁	l ₁	l ₂	pcs/PU	Item no.	€ / PU
7,5	156	102	10	151.0750	209,24
8,0	165	109	10	151.0800	194,72
8,5	165	109	5	151.0850	129,04
9,0	175	115	5	151.0900	121,72
9,5	175	115	5	151.0950	180,90
10,0	184	121	5	151.1000	139,64
10,5	184	121	1	151.1050	53,95
11,0	195	128	1	151.1100	44,43
11,5	195	128	1	151.1150	71,94
12,0	205	134	1	151.1200	55,01
12,5	205	134	1	151.1250	56,08
13,0	205	134	1	151.1300	62,44

HSS-G Drill bit, long, type TLS500, in EV-pack



d ₁	l ₁	l ₂	pcs/PU	Item no.	€ / PU
1,0	56	33	1	151.0100E	9,47
1,5	70	45	1	151.0150E	8,55
2,0	85	56	1	151.0200E	6,41
2,5	95	62	1	151.0250E	6,86
3,0	100	66	1	151.0300E	7,17
3,5	112	73	1	151.0350E	8,13
4,0	119	78	1	151.0400E	8,77
4,5	126	82	1	151.0450E	10,59
5,0	132	87	1	151.0500E	10,21
5,5	139	91	1	151.0550E	12,89


Execution: HSS-G Drill bit, DIN 340, long, ground flute, split-point (DIN 1412-C), point angle 130°, type TLS500-spiral, bright finish. The TLS500-spiral provides excellent chip-removal enabling deep-drilling operations of 5xD or more without pecking.

Application: For drilling soft and long-chipping materials with a tensile strength up to 500 N/mm² like, aluminium, aluminium alloys, copper, zinc, plastic, etc.
Material groups : 1.1 - 1.2 / 4.1 - 4.2 / 4.4 / 4.12

d ₁	l ₁	l ₂	pcs/PU	Item no.	€ / PU
6,0	139	91	1	151.0600E	13,29
6,5	148	97	1	151.0650E	15,02
7,0	156	102	1	151.0700E	17,97
7,5	156	102	1	151.0750E	21,44
8,0	165	109	1	151.0800E	19,99
8,5	165	109	1	151.0850E	26,32
9,0	175	115	1	151.0900E	24,86
9,5	175	115	1	151.0950E	36,69
10,0	184	121	1	151.1000E	28,44

152

HSS-E Drill bit, long, type TLS1000



Execution: HSS-E Drill bit, DIN 340, long, ground, tip angle 130°, type TLS1000. The TLS1000-spiral provides excellent chip-evacuation enabling deep-drilling operations (>5xD without pecking is possible). Special web thinning (DIN 1412-S) (DIN 1412-C < ø3,0) for optimized chip breaking, reduced axial load and lower torque. Very stable drill bit with excellent heat resistance.

Application: Very suitable for drilling non-alloyed and alloyed steels (tool steels, stainless steels etc.) as well as long chipping materials with tensile strengths < 1.300N/mm². Material groups : 1.1 - 1.4 / 2.2 / 3.1 - 3.3 / 4.2 - 4.5 / 4.7 - 4.8 / 4.11

d ₁	l ₁	l ₂	pcs/PU	Item no.	€ / PU
1,0	56	33	1	152.0100	12,06
1,5	70	45	1	152.0150	9,95
2,0	85	56	1	152.0200	8,87
2,5	95	62	1	152.0250	9,24
3,0	100	66	1	152.0300	9,42
3,5	112	73	1	152.0350	10,68
4,0	119	78	1	152.0400	11,79
4,5	126	82	1	152.0450	13,34
5,0	132	87	1	152.0500	14,18
5,2	132	87	1	152.0520	17,03
5,5	139	91	1	152.0550	16,70
6,0	139	91	1	152.0600	17,45
6,5	148	97	1	152.0650	19,02

d ₁	l ₁	l ₂	pcs/PU	Item no.	€ / PU
7,0	156	102	1	152.0700	22,42
7,5	156	102	1	152.0750	27,50
8,0	165	109	1	152.0800	25,81
8,5	165	109	1	152.0850	34,06
9,0	175	115	1	152.0900	31,75
9,5	175	115	1	152.0950	48,03
10,0	184	121	1	152.1000	38,50
10,5	184	121	1	152.1050	68,78
11,0	195	128	1	152.1100	57,09
11,5	195	128	1	152.1150	96,25
12,0	205	134	1	152.1200	70,90
12,5	205	134	1	152.1250	72,96
13,0	205	134	1	152.1300	76,15

153

TCT Drill bit, long, carbide tipped, in EV-pack



Execution: Tungsten carbide tipped (TCT) drill bit, DIN 340, long, ground cutting edges, point angle 118°.

Application: Very suitable for drilling operations in high-tensile (tool) steels < 1.400 N/mm² such as spring steel, hardened steels < 55HRC etc. For enlarging existing holes or to drill out remains from broken taps or bolts. Material groups : 1.2 - 1.6 / 3.1 - 3.3 / 4.5 - 4.9 / 6.1 - 6.2

d ₁	l ₁	l ₂	pcs/PU	Item no.	€ / PU
2,0	85	56	1	153.0200	42,77
2,5	95	62	1	153.0250	42,77
3,0	100	66	1	153.0300	36,46
3,5	112	73	1	153.0350	36,46
4,0	119	78	1	153.0400	32,17
4,5	126	82	1	153.0450	32,17
5,0	132	87	1	153.0500	41,78
5,5	139	91	1	153.0550	42,77
6,0	139	91	1	153.0600	44,59

d ₁	l ₁	l ₂	pcs/PU	Item no.	€ / PU
6,5	148	97	1	153.0650	47,99
7,0	156	102	1	153.0700	47,99
7,5	156	102	1	153.0750	55,64
8,0	165	109	1	153.0800	55,64
8,5	165	109	1	153.0850	58,58
9,0	175	115	1	153.0900	58,58
9,5	175	115	1	153.0950	62,77
10,0	184	121	1	153.1000	64,80



Execution: HSS-G Roofing drill bit, ground flute, split-point (DIN 1412-C), point angle 118°, long shank, steam tempered.

Application: For drilling roof and wall materials.



d_1	l_1	l_2	pcs/PU	Item no.	€/PU
4,2	135	30	10	155.0421	106,32
5,0	150	30	10	155.0501	197,50
5,0	260	30	10	155.0505	162,78
5,1	135	30	10	155.0511	84,38
5,1	150	30	10	155.0512	106,42
5,2 *	135	30	10	155.0520	84,38
5,2 *	150	30	10	155.0521	162,78
5,2	180	30	10	155.0522	184,52
5,3	180	30	10	155.0533	125,38
5,5	180	30	10	155.0552	188,12
5,7 *	100	30	10	155.0570	114,87
5,7 *	135	30	10	155.0571	94,98

d_1	l_1	l_2	pcs/PU	Item no.	€/PU
5,7	150	30	10	155.0572	80,46
5,7	180	30	10	155.0573	97,56
5,7	210	30	10	155.0574	116,62
5,7	300	30	10	155.0576	275,18
5,8	100	30	10	155.0580	95,70
5,8	135	30	10	155.0581	95,70
5,8	150	30	10	155.0582	95,70
5,8	180	30	10	155.0583	112,30
5,8	210	30	10	155.0584	119,30
5,8	250	30	10	155.0585	144,43
5,8	300	30	10	155.0586	250,86

* Phase-out item, available until stock has depleted

160

HSS-G Drill bit, type N, extra long



Execution: HSS-G Drill bit, DIN 1869, extra long, ground flute, point angle 118°, type N-spiral, steam tempered.

Application: General-purpose drill, to drill steels with tensile strength up to 1.000 N/mm², cast steel, grey cast iron, malleable cast iron, nickel brass and graphite. Take care to conform to cutting speeds, frequent pecking and sufficient lubrication.
Material groups : 1.1 - 1.4 / 3.1 - 3.3

d ₁	l ₁	l ₂	pcs/PU	Item no.	€ / PU
1,5	150	100	1	160.0151	33,19
2,0	125	85	1	160.0201	11,48
2,5	140	95	1	160.0251	11,83
3,0	150	100	1	160.0301	13,16
3,0	190	130	1	160.0302	17,44
3,2	155	105	1	160.0321	16,51
3,2	200	135	1	160.0322	31,37
3,5	165	115	1	160.0351	13,16
3,5	210	145	1	160.0352	19,06
4,0	175	120	1	160.0401	14,27
4,0	220	150	1	160.0402	19,76
4,0	280	190	1	160.0403	26,72
4,2	175	120	1	160.0421	19,99
4,2	220	150	1	160.0422	27,39
4,2	280	190	1	160.0423	30,49
4,5	185	125	1	160.0451	16,09
4,5	235	160	1	160.0452	23,05
4,5	295	200	1	160.0453	33,92
5,0	195	135	1	160.0501	16,48
5,0	245	170	1	160.0502	22,70
5,0	315	210	1	160.0503	32,31
5,2	195	135	1	160.0521	24,22
5,5	205	140	1	160.0551	19,04
5,5	260	180	1	160.0552	27,65
5,5	330	225	1	160.0553	36,37
6,0	205	140	1	160.0601	19,76
6,0	260	180	1	160.0602	29,38
6,0	330	225	1	160.0603	36,08
6,5	215	150	1	160.0651	21,94
6,5	275	190	1	160.0652	31,96

d ₁	l ₁	l ₂	pcs/PU	Item no.	€ / PU
6,5	350	235	1	160.0653	39,50
7,0	225	155	1	160.0701	24,97
7,0	290	200	1	160.0702	35,00
7,0	370	250	1	160.0703	53,89
7,5	225	155	1	160.0751	31,50
7,5	290	200	1	160.0752	42,22
7,5	370	250	1	160.0753	61,71
8,0	240	165	1	160.0801	32,20
8,0	305	210	1	160.0802	41,73
8,0	390	265	1	160.0803	63,19
8,5	240	165	1	160.0851	40,98
8,5	305	210	1	160.0852	56,60
8,5	390	265	1	160.0853	80,68
9,0	250	175	1	160.0901	45,36
9,0	320	220	1	160.0902	60,95
9,5	250	175	1	160.0951	54,08
10,0	265	185	1	160.1001	50,75
10,0	340	235	1	160.1002	67,80
10,0	430	295	1	160.1003	98,31
10,5	265	185	1	160.1051	75,55
10,5	340	235	1	160.1052	98,60
11,0	280	195	1	160.1101	89,64
11,0	365	250	1	160.1102	104,99
11,0	455	310	1	160.1103	113,97
12,0	295	205	1	160.1201	95,12
12,0	375	260	1	160.1202	116,54
12,0	480	330	1	160.1203	126,75
13,0	295	205	1	160.1301	101,14
13,0	375	260	1	160.1302	122,93
13,0	480	330	1	160.1303	136,99

164

HSS-G Drill bit, type TLS, extra long



Execution: HSS-G Drill bit, DIN 1869, extra long, ground flute, point angle 130°, type TLS-spiral, bright.

Application: General-purpose drill, to drill steels with tensile strength up to 1.000 N/mm², cast steel, grey cast iron, malleable cast iron, nickel brass and graphite. Take care to conform to cutting speeds, frequent pecking and sufficient lubrication.
Material groups : 1.1 - 1.4 / 3.1 - 3.3

d ₁	l ₁	l ₂	pcs/PU	Item no.	€ / PU
4,0	175	120	1	164.0401	13,05
4,5	185	125	1	164.0451	13,75
5,0	195	135	1	164.0501	16,25
6,0	205	140	1	164.0601	22,35
6,0	260	180	1	164.0602	32,65
6,5	275	190	1	164.0652	38,45
7,0	370	250	1	164.0703	53,28
8,0	240	165	1	164.0801	35,42
8,0	305	210	1	164.0802	46,89
8,0	390	265	1	164.0803	71,01

d ₁	l ₁	l ₂	pcs/PU	Item no.	€ / PU
8,5	240	165	1	164.0851	39,48
10,0	265	185	1	164.1001	45,62
10,0	430	295	1	164.1003	93,80
10,5	265	185	1	164.1051	50,87
11,0	455	310	1	164.1103	103,72
12,0	295	205	1	164.1201	63,31
12,5	295	205	1	164.1251	63,92
13,0	295	205	1	164.1301	68,46
13,0	375	260	1	164.1302	98,12



Execution: HSS-E Drill bit, DIN 1869, extra long, ground, tip angle 130°, type TLS1000, split-point (DIN 1412-C), nitrided lands. The TLS1000-spiral provides excellent chip- evacuation enabling deep-drilling operations (>5xD without pecking is possible). Very stable drill bit with excellent heat resistance.


Application: Very suitable for drilling non-alloyed and alloyed steels (tool steels, stainless steels etc.) as well as long chipping materials with tensile strengths < 1.300N/mm².
Material groups : 1.1 - 1.4 / 2.2 / 3.1 - 3.3 / 4.2 - 4.5 / 4.7 - 4.8 / 4.11 / 5.1 - 5.4

d ₁	l ₁	l ₂	pcs/PU	Item no.	€ / PU
2,0	125	85	1	165.0201	17,92
2,5	140	95	1	165.0251	17,92
3,0	190	130	1	165.0302	27,29
3,2	200	135	1	165.0322	26,26
3,5	165	115	1	165.0351	20,47
3,5	210	145	1	165.0352	27,87
4,0	175	120	1	165.0401	20,82
4,0	220	150	1	165.0402	29,24
4,0	280	190	1	165.0403	37,02
4,2	175	120	1	165.0421	28,59
4,2	220	150	1	165.0422	49,67
4,5	185	125	1	165.0451	22,41
4,5	235	160	1	165.0452	31,18
4,5	295	200	1	165.0453	44,77
5,0	195	135	1	165.0501	23,97
5,0	245	170	1	165.0502	31,18
5,0	315	210	1	165.0503	44,77
5,5	205	140	1	165.0551	26,26
5,5	260	180	1	165.0552	37,94
5,5	330	225	1	165.0553	48,67
6,0	205	140	1	165.0601	26,26
6,0	260	180	1	165.0602	37,94
6,0	330	225	1	165.0603	51,63
6,5	215	150	1	165.0651	35,07
6,5	275	190	1	165.0652	42,84
6,5	350	235	1	165.0653	55,51
7,0	225	155	1	165.0701	37,02
7,0	290	200	1	165.0702	48,67
7,0	370	250	1	165.0703	71,07

d ₁	l ₁	l ₂	pcs/PU	Item no.	€ / PU
7,5	290	200	1	165.0752	56,45
7,5	370	250	1	165.0753	81,77
8,0	240	165	1	165.0801	46,73
8,0	305	210	1	165.0802	55,51
8,0	390	265	1	165.0803	83,75
8,5	240	165	1	165.0851	59,40
8,5	305	210	1	165.0852	87,62
8,5	390	265	1	165.0853	105,10
9,0	250	175	1	165.0901	64,20
9,0	320	220	1	165.0902	85,69
9,5	250	175	1	165.0951	74,00
10,0	265	185	1	165.1001	66,18
10,0	340	235	1	165.1002	90,50
10,0	430	295	1	165.1003	132,41
10,5	265	185	1	165.1051	114,82
10,5	340	235	1	165.1052	128,50
10,5	430	295	1	165.1053	142,11
11,0	280	195	1	165.1101	86,60
11,0	365	250	1	165.1102	126,56
11,0	455	310	1	165.1103	151,83
11,5	280	195	1	165.1151	107,06
12,0	295	205	1	165.1201	99,28
12,0	375	260	1	165.1202	142,11
12,0	480	330	1	165.1203	177,18
12,5	295	205	1	165.1251	120,65
12,5	375	260	1	165.1252	142,11
13,0	295	205	1	165.1301	120,65
13,0	375	260	1	165.1302	147,93
13,0	480	330	1	165.1303	167,37

170

HSS Drill bit, morse taper, SILVER-LINE



Execution: HSS Drill bit with taper shank, DIN 345, short, milled & ground flutes, point angle 118°, type N-spiral.

Application: General-purpose use on most common materials such as steel and cast iron.
Material groups : 1.1 - 1.4 / 3.1 - 3.3 / 4.11 - 4.12

d ₁	l ₁	l ₂	M ₁	pcs/PU	Item no.	€ / PU
10,0	168	87	MT 1	1	170.1000	26,92
10,25 *	168	87	MT 1	1	170.1025	27,47
10,5	168	87	MT 1	1	170.1050	26,92
11,0	175	94	MT 1	1	170.1100	26,66
11,5	175	94	MT 1	1	170.1150	26,66
11,75	175	94	MT 1	1	170.1175	22,71
12,0	182	101	MT 1	1	170.1200	14,84
12,25	182	101	MT 1	1	170.1225	22,71
12,5	182	101	MT 1	1	170.1250	14,36
13,0	182	101	MT 1	1	170.1300	19,88
13,5	189	108	MT 1	1	170.1350	21,63
14,0	189	108	MT 1	1	170.1400	22,92
14,25 *	212	114	MT 2	1	170.1425	25,16
14,5	212	114	MT 2	1	170.1450	24,70
15,0	212	114	MT 2	1	170.1500	24,70
15,5	218	120	MT 2	1	170.1550	25,99
15,75 *	218	120	MT 2	1	170.1575	29,13
16,0	218	120	MT 2	1	170.1600	26,82
16,25	223	125	MT 2	1	170.1625	29,40
16,5	223	125	MT 2	1	170.1650	26,50
16,75	223	125	MT 2	1	170.1675	30,03
17,0	223	125	MT 2	1	170.1700	26,50
17,25	228	130	MT 2	1	170.1725	30,65
17,5	228	130	MT 2	1	170.1750	28,16
18,0	228	130	MT 2	1	170.1800	29,56
18,5	233	135	MT 2	1	170.1850	34,02
19,0	233	135	MT 2	1	170.1900	30,63
19,5	238	140	MT 2	1	170.1950	34,41
20,0	238	140	MT 2	1	170.2000	34,41
20,25	243	145	MT 2	1	170.2025	44,40
20,5	243	145	MT 2	1	170.2050	39,07
21,0	243	145	MT 2	1	170.2100	39,80
21,5	248	150	MT 2	1	170.2150	43,61
21,75 *	248	150	MT 2	1	170.2175	43,71
22,0	248	150	MT 2	1	170.2200	43,61
22,5	253	155	MT 2	1	170.2250	47,16
23,0	253	155	MT 2	1	170.2300	45,98
23,5	276	155	MT 3	1	170.2350	49,94
24,0	281	160	MT 3	1	170.2400	52,05
24,5	281	160	MT 3	1	170.2450	57,08
25,0	281	160	MT 3	1	170.2500	57,83
25,25 *	286	165	MT 3	1	170.2525	73,25
25,5	286	165	MT 3	1	170.2550	61,71
26,0	286	165	MT 3	1	170.2600	60,85
26,5	286	165	MT 3	1	170.2650	64,55
26,75 *	291	170	MT 3	1	170.2675	79,64

d ₁	l ₁	l ₂	M ₁	pcs/PU	Item no.	€ / PU
27,0	291	170	MT 3	1	170.2700	65,30
27,5	291	170	MT 3	1	170.2750	67,46
28,0	291	170	MT 3	1	170.2800	69,76
28,5	296	175	MT 3	1	170.2850	80,25
28,75	296	175	MT 3	1	170.2875	110,42
29,0	296	175	MT 3	1	170.2900	82,90
29,5	296	175	MT 3	1	170.2950	86,90
30,0	296	175	MT 3	1	170.3000	80,19
30,5	301	180	MT 3	1	170.3050	84,82
31,0	301	180	MT 3	1	170.3100	96,08
31,5	301	180	MT 3	1	170.3150	117,92
32,0	334	185	MT 4	1	170.3200	106,03
32,5	334	185	MT 4	1	170.3250	143,99
33,0	334	185	MT 4	1	170.3300	114,68
33,5	334	185	MT 4	1	170.3350	124,38
34,0	339	190	MT 4	1	170.3400	118,46
34,5	339	190	MT 4	1	170.3450	131,25
35,0	339	190	MT 4	1	170.3500	122,66
35,5	339	190	MT 4	1	170.3550	154,10
36,0	344	195	MT 4	1	170.3600	134,14
37,0	344	195	MT 4	1	170.3700	145,34
37,5	344	195	MT 4	1	170.3750	185,15
38,0	349	200	MT 4	1	170.3800	176,33
38,5	349	200	MT 4	1	170.3850	185,15
39,0	349	200	MT 4	1	170.3900	176,33
39,5	349	200	MT 4	1	170.3950	188,67
40,0	349	200	MT 4	1	170.4000	176,33
40,5	354	205	MT 4	1	170.4050	194,54
41,0	354	205	MT 4	1	170.4100	195,73
41,5	354	205	MT 4	1	170.4150	205,47
42,0	354	205	MT 4	1	170.4200	196,18
42,5	354	205	MT 4	1	170.4250	245,04
43,0	359	210	MT 4	1	170.4300	211,83
44,0	359	210	MT 4	1	170.4400	247,82
44,5	359	210	MT 4	1	170.4450	260,21
45,0	364	215	MT 4	1	170.4500	247,82
46,0	364	215	MT 4	1	170.4600	333,48
46,5	364	215	MT 4	1	170.4650	322,00
47,0	364	215	MT 4	1	170.4700	336,71
48,0	369	220	MT 4	1	170.4800	336,71
48,5	369	220	MT 4	1	170.4850	325,10
49,0	369	220	MT 4	1	170.4900	336,71
50,0	369	220	MT 4	1	170.5000	322,00
55,0	417	230	MT 5	1	170.5500	454,45
60,0	422	235	MT 5	1	170.6000	528,60

* Phase-out item, available until stock has depleted

900

HSS Drill bit set, morse taper, SILVER-LINE, in metal case

ROTEC®



Execution: HSS Drill bit with taper shank, DIN 345, short, milled & ground flutes, point angle 118°, type N-spiral, including 1 reductions sleeve MT 3 > MT 2


Application: General-purpose use on most common materials such as steel and cast iron.
Material groups : 1.1 - 1.4 / 2.1 / 3.1 / 4.1 - 4.10 / 4.12

Description	Type	Content	pcs/PU	Item no.	€ / PU
11 pc taper shank drill bit set	170	1x ø14, 16, 18, 20, 22, 24, 25, 26, 28 and 30 mm 1x reduction sleeve MT3 > MT2	1	900.0905	584,65

172

HSS-G Drill bit, morse taper

ROTEC®



Execution: HSS-G drill bits, DIN 345, milled & ground flutes, morse-taper (MT) shank acc. to DIN 228-B, point angle 118°, type N-spiral, steam tempered.

Application: General-purpose drill, to drill steels with tensile strength up to 1.000 N/mm², cast steel, grey cast iron, malleable cast iron, nickel brass and graphite.




d ₁	l ₁	l ₂	M ₁	pcs/PU	Item no.	€ / PU
12,0	182	101	MT 1	1	172.1200	43,96
12,5	182	101	MT 1	1	172.1250	46,14
13,0	182	101	MT 1	1	172.1300	47,29
13,5	189	108	MT 1	1	172.1350	54,00
14,0	189	108	MT 1	1	172.1400	50,68
14,5	212	114	MT 2	1	172.1450	54,37
15,0	212	114	MT 2	1	172.1500	55,16
15,5	218	120	MT 2	1	172.1550	59,74
16,0	218	120	MT 2	1	172.1600	59,74
16,5	223	125	MT 2	1	172.1650	64,21
17,0	223	125	MT 2	1	172.1700	67,59
17,5	228	130	MT 2	1	172.1750	68,73
18,0	228	130	MT 2	1	172.1800	72,06
18,5	233	135	MT 2	1	172.1850	77,73
19,0	233	135	MT 2	1	172.1900	77,73
19,5	238	140	MT 2	1	172.1950	88,96
20,0	238	140	MT 2	1	172.2000	82,16
20,5	243	145	MT 2	1	172.2050	87,77
21,0	243	145	MT 2	1	172.2100	94,52
21,5	248	150	MT 2	1	172.2150	105,75
22,0	248	150	MT 2	1	172.2200	103,50
22,5	253	155	MT 2	1	172.2250	110,28
23,0	253	155	MT 2	1	172.2300	121,54
23,5	276	155	MT 3	1	172.2350	121,54
24,0	281	160	MT 3	1	172.2400	126,02
24,5	281	160	MT 3	1	172.2450	132,79
25,0	281	160	MT 3	1	172.2500	141,79
25,5	286	165	MT 3	1	172.2550	146,30
26,0	286	165	MT 3	1	172.2600	157,54

d ₁	l ₁	l ₂	M ₁	pcs/PU	Item no.	€ / PU
26,5	286	165	MT 3	1	172.2650	157,54
27,0	291	170	MT 3	1	172.2700	157,54
27,5	291	170	MT 3	1	172.2750	168,79
28,0	291	170	MT 3	1	172.2800	180,04
28,5	296	175	MT 3	1	172.2850	213,82
29,0	296	175	MT 3	1	172.2900	191,27
29,5	296	175	MT 3	1	172.2950	191,27
30,0	296	175	MT 3	1	172.3000	191,27
30,5	301	180	MT 3	1	172.3050	236,30
31,0	301	180	MT 3	1	172.3100	225,03
31,5	301	180	MT 3	1	172.3150	258,83
32,0	334	185	MT 4	1	172.3200	236,30
32,5	334	185	MT 4	1	172.3250	270,06
33,0	334	185	MT 4	1	172.3300	258,83
33,5	334	185	MT 4	1	172.3350	281,33
34,0	339	190	MT 4	1	172.3400	292,56
34,5	339	190	MT 4	1	172.3450	326,33
35,0	339	190	MT 4	1	172.3500	303,80
35,5	339	190	MT 4	1	172.3550	348,83
36,0	344	195	MT 4	1	172.3600	326,33
36,5	344	195	MT 4	1	172.3650	360,06
37,0	344	195	MT 4	1	172.3700	348,83
37,5	344	195	MT 4	1	172.3750	393,84
38,0	349	200	MT 4	1	172.3800	371,37
38,5	349	200	MT 4	1	172.3850	450,11
39,0	349	200	MT 4	1	172.3900	405,11
39,5	349	200	MT 4	1	172.3950	506,37
40,0	349	200	MT 4	1	172.4000	427,59

173

HSS-E Drill bit, morse taper, type HD-X



DIN 345	DIN 228B	HSS Co8%				
-------------------	--------------------	--------------------	--	--	--	--

Execution: HSS-E Drill bit with taper shank, DIN 345, short, ground flutes, split-point (DIN 1412-C), point angle 135°, heavy-duty type HD-X-spiral, bronze surface.

Application: For drilling of steels with tensile strength up to 1.400 N/mm², very hard bronze, stainless steels as well as heat- and acid resistant steels.
Material groups : 1.1 - 1.5 / 2.2 - 2.3 / 3.1 - 3.3 / 4.3 / 4.5 / 4.11 - 4.12 / 5.3 - 5.4

d ₁	l ₁	l ₂	M ₁	pcs/PU	Item no.	€ / PU
12,0	182	101	MT 1	1	173.1200	81,06
12,5	182	101	MT 1	1	173.1250	84,22
13,0	182	101	MT 1	1	173.1300	91,61
13,5	189	108	MT 1	1	173.1350	97,87
14,0	189	108	MT 1	1	173.1400	96,84
14,5	212	114	MT 2	1	173.1450	103,15
15,0	212	114	MT 2	1	173.1500	109,49
15,5	218	120	MT 2	1	173.1550	112,64
16,0	218	120	MT 2	1	173.1600	116,85
16,5	223	125	MT 2	1	173.1650	123,18
17,0	223	125	MT 2	1	173.1700	118,98
17,5	228	130	MT 2	1	173.1750	129,49
18,0	228	130	MT 2	1	173.1800	136,83
18,5	233	135	MT 2	1	173.1850	142,13

d ₁	l ₁	l ₂	M ₁	pcs/PU	Item no.	€ / PU
19,0	233	135	MT 2	1	173.1900	142,13
19,5	238	140	MT 2	1	173.1950	164,19
20,0	238	140	MT 2	1	173.2000	152,64
20,5	243	145	MT 2	1	173.2050	181,18
21,0	243	145	MT 2	1	173.2100	189,40
21,5	248	150	MT 2	1	173.2150	254,75
22,0	248	150	MT 2	1	173.2200	185,26
22,5	253	155	MT 2	1	173.2250	263,17
23,0	253	155	MT 2	1	173.2300	204,20
23,5	276	155	MT 3	1	173.2350	275,79
24,0	281	160	MT 3	1	173.2400	229,44
24,5	281	160	MT 3	1	173.2450	290,52
25,0	281	160	MT 3	1	173.2500	260,55

174

HSS-G Drill bit, morse taper, coolant through



DIN 341	DIN 228B	HSS G			
-------------------	--------------------	-----------------	--	--	--

Execution: HSS-G Drill bit with taper shank, DIN 341, long, point with thinned web (DIN 1412-A), point angle 118°, type N-spiral, steam tempered. Coolant admittance can be either radially or axially. Longer tool life due to strongly increased cooling at the cutting edges.

Application: General-purpose use on most common materials such as steel and cast iron as well as stack drilling of sheet metal.
Material groups : 1.1 - 1.4 / 3.1 - 3.3

d ₁	l ₁	l ₂	M ₁	pcs/PU	Item no.	€ / PU
10,0	236	116	MT 3	1	174.1000	223,93
11,0	245	125	MT 3	1	174.1100	230,05
12,0	254	134	MT 3	1	174.1200	234,39
13,0	254	134	MT 3	1	174.1300	236,16
14,0	262	142	MT 3	1	174.1400	271,03
15,0	267	147	MT 3	1	174.1500	294,47
16,0	273	153	MT 3	1	174.1600	305,85
17,0	279	159	MT 3	1	174.1700	318,92
18,0	285	165	MT 3	1	174.1800	324,96
19,0	291	171	MT 3	1	174.1900	353,74
20,0	297	177	MT 3	1	174.2000	359,83
21,0	304	184	MT 3	1	174.2100	400,84
22,0	312	191	MT 3	1	174.2200	392,07

d ₁	l ₁	l ₂	M ₁	pcs/PU	Item no.	€ / PU
23,0	319	198	MT 3	1	174.2300	457,48
24,0	327	206	MT 3	1	174.2400	451,98
25,0	327	206	MT 3	1	174.2500	506,49
26,0	335	214	MT 3	1	174.2600	451,98
27,0	372	222	MT 4	1	174.2700	506,49
28,0	372	222	MT 4	1	174.2800	506,49
29,0	380	230	MT 4	1	174.2900	501,93
30,0	380	230	MT 4	1	174.3000	544,55
31,0	389	239	MT 4	1	174.3100	653,56
32,0	389	239	MT 4	1	174.3200	653,56
33,0	397	248	MT 4	1	174.3300	789,65
34,0	406	257	MT 4	1	174.3400	789,65
35,0	406	257	MT 4	1	174.3500	898,58

175

HSS-G Drill bit, morse taper, long



Execution: HSS-G Drill bit, DIN 1870, extra long, ground flute, point angle 118°, type N-spiral, steam tempered.


Application: General-purpose drill, to drill steels with tensile strength up to 1.000 N/mm2, cast steel, grey cast iron, malleable cast iron, nickel brass and graphite. Take care to conform to cutting speeds, frequent pecking and sufficient lubrication.
Material groups : 1.1 - 1.4 / 3.1 - 3.3

d ₁	l ₁	l ₂	M ₁	pcs/PU	Item no.	€ / PU
10,0	360	235	MT 1	1	175.1002	139,97
10,5	360	235	MT 1	1	175.1052	155,06
11,0	375	250	MT 1	1	175.1102	150,08
11,5	375	250	MT 1	1	175.1152	155,06
12,0	395	260	MT 1	1	175.1202	160,11
12,5	395	260	MT 1	1	175.1252	167,18
13,0	310	205	MT 1	1	175.1301	112,78
13,0	395	260	MT 1	1	175.1302	166,18
13,5	410	275	MT 1	1	175.1352	173,22
14,0	325	220	MT 1	1	175.1401	116,81
14,0	410	275	MT 1	1	175.1402	178,25
14,5	425	275	MT 2	1	175.1452	182,29
15,0	340	220	MT 2	1	175.1501	140,98
15,0	425	275	MT 2	1	175.1502	191,33
15,5	355	230	MT 2	1	175.1551	149,03
15,5	445	295	MT 2	1	175.1552	194,36
16,0	355	230	MT 2	1	175.1601	147,03
16,0	445	295	MT 2	1	175.1602	197,37
16,5	445	295	MT 2	1	175.1652	211,49
17,0	355	230	MT 2	1	175.1701	165,13
17,0	445	295	MT 2	1	175.1702	215,49
17,5	465	310	MT 2	1	175.1752	230,62
18,0	370	245	MT 2	1	175.1801	173,22

d ₁	l ₁	l ₂	M ₁	pcs/PU	Item no.	€ / PU
18,0	465	310	MT 2	1	175.1802	230,62
18,5	465	310	MT 2	1	175.1852	249,74
19,0	465	310	MT 2	1	175.1902	251,77
19,5	490	325	MT 2	1	175.1952	278,95
20,0	385	260	MT 2	1	175.2001	206,43
20,0	490	325	MT 2	1	175.2002	273,92
21,0	490	325	MT 2	1	175.2102	316,19
22,0	405	270	MT 2	1	175.2201	265,84
22,0	515	345	MT 2	1	175.2202	358,49
23,0	515	345	MT 2	1	175.2302	372,62
24,0	555	365	MT 3	1	175.2402	420,94
25,0	440	290	MT 3	1	175.2501	344,38
25,0	555	365	MT 3	1	175.2502	457,20
26,0	440	290	MT 3	1	175.2601	382,63
26,0	555	365	MT 3	1	175.2602	503,50
27,0	580	385	MT 3	1	175.2702	543,78
28,0	460	305	MT 3	1	175.2801	422,94
28,0	580	385	MT 3	1	175.2802	573,99
30,0	580	385	MT 3	1	175.3002	634,41
32,0	635	410	MT 4	1	175.3202	745,16
35,0	665	430	MT 4	1	175.3502	835,82
38,0	695	460	MT 4	1	175.3802	966,72
40,0	695	460	MT 4	1	175.4002	1.107,70

190

HSS-G Center drill bit




Execution: HSS-G Center drill bit, ground, 60° chamfer, according to DIN 333-A, right-hand cutting.

d ₁	l ₁	d ₂	pcs/PU	Item no.	€ / PU
1,0	31,5	3,15	1	190.0100	6,47
1,25	31,5	3,15	1	190.0125	6,47
1,6	35,5	4	1	190.0160	7,05
2,0	40,0	5	1	190.0200	7,85
2,5	45,0	6,3	1	190.0250	8,38

d ₁	l ₁	d ₂	pcs/PU	Item no.	€ / PU
3,15	50,0	8,0	1	190.0315	10,53
4,0	56,0	10	1	190.0400	17,01
5,0	63,0	12,5	1	190.0500	24,02
6,3	71,0	16,0	1	190.0630	37,49
8,0	80,0	20	1	190.0800	65,11

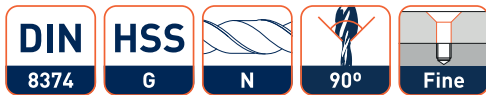
196

HSS-G Subland drill bit, 90°, fine tolerance



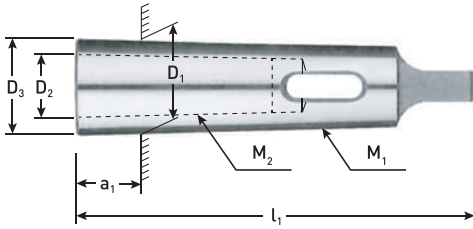
Execution: HSS-G Subland drill bit, DIN 8374, type N, ground, 90° step angle, 118° point angle, steam tempered, web thinning to DIN 1412-A, fine tolerance.

Application: For drilling and countersinking of through holes in one operation on the most commonly used metals.
Material groups : 1.1 - 1.4 / 3.1 - 3.3



M	d ₁	d ₄	l ₁	l ₂	l ₄	pcs/PU	Item no.	€ / PU
M3	6,0	3,2	93	57	9	1	196.0300	53,82
M4	8,0	4,3	117	75	11	1	196.0400	63,46
M5	10,0	5,3	133	87	13	1	196.0500	78,78
M6	11,5	6,4	142	94	15	1	196.0600	88,89
M8	15,0	8,4	169	114	19	1	196.0800	148,54
M10	19,0	10,5	198	135	23	1	196.1000	228,44

Execution: Morse-taper reduction sleeve according to DIN 2185, hardened through and through, internal and external precision ground.

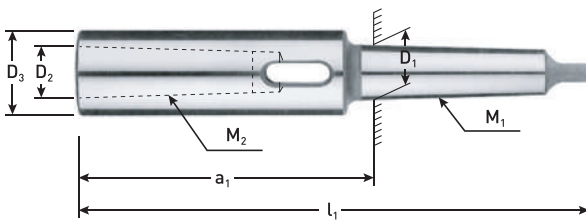


DIN 2185 **DIN 228B**

M ₁	M ₂	D ₁	D ₂	D ₃	a ₁	l ₁	pcs/PU	Item no.	€/PU
MT 2	MT 1	17,780	12,065	18,6	17	92	1	180.0021	14,89
MT 3	MT 1	23,825	12,065	24,1	5	99	1	180.0031	19,34
MT 3	MT 2	23,825	17,780	24,7	18	112	1	180.0032	17,85
MT 4	MT 1	31,267	12,065	31,6	6,5	124	1	180.0041	29,16
MT 4	MT 2	31,267	17,780	31,6	6,5	124	1	180.0042	26,78
MT 4	MT 3	31,267	23,825	31,8	22,5	140	1	180.0043	27,37
MT 5	MT 2	44,399	17,780	44,1	6,5	156	1	180.0052	77,35
MT 5	MT 3	44,399	23,825	44,1	6,5	156	1	180.0053	56,53
MT 5	MT 4	44,399	31,267	44,5	21,5	171	1	180.0054	56,53
MT 6	MT 5	63,348	44,399	63,8	8	218	1	180.0065	175,54

Extension sleeve

Execution: Morse-taper sleeve according to DIN 2187, hardened tangs, internal and external precision ground.

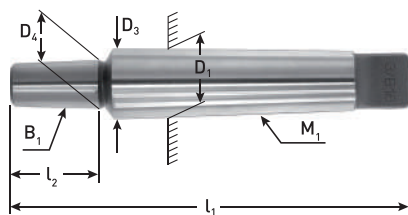


DIN 2187 **DIN 228B**

M ₁	M ₂	D ₁	D ₂	D ₃	a ₁	l ₁	pcs/PU	Item no.	€/PU
MT 1	MT 2	12,065	17,780	26	91	160	1	180.0112	40,16
MT 2	MT 1	17,780	12,065	19	85	160	1	180.0121	40,16
MT 2	MT 2	17,780	17,780	23,5	100	175	1	180.0122	40,16
MT 2	MT 3	17,780	23,825	31	112	196	1	180.0123	56,53
MT 3	MT 1	23,825	12,065	19	81	175	1	180.0131	50,58
MT 3	MT 2	23,825	17,780	23,7	100	194	1	180.0132	50,58
MT 3	MT 3	23,825	23,825	32,4	121	215	1	180.0133	65,46
MT 3	MT 4	23,825	31,267	43,7	137	240	1	180.0134	80,33
MT 4	MT 2	31,267	17,780	23,5	97,5	210	1	180.0142	80,33
MT 4	MT 3	31,267	23,825	31,7	122,5	240	1	180.0143	92,23
MT 4	MT 4	31,267	31,267	43,7	147,5	265	1	180.0144	89,26
MT 4	MT 5	31,267	44,399	63,5	172	300	1	180.0145	181,48
MT 5	MT 4	44,399	31,267	43,7	150,5	300	1	180.0154	169,59
MT 5	MT 5	44,399	44,399	63,5	185,5	300	1	180.0155	193,39

Drill chuck arbor, type B

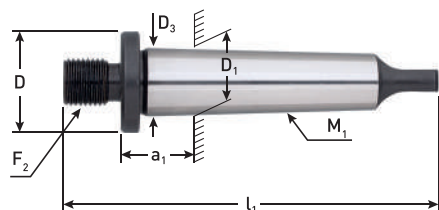
Execution: Morse-taper shank (DIN 228-B) drill chuck arbor according to DIN 238, through and through hardened, precision ground.



M ₁	B ₁	D ₁	D ₄	D ₂	l ₂	l ₁	pcs/PU	Item no.	€ / PU
MT 1	B10	12,065	10,095		14,5	86	1	180.1010	10,71
MT 1	B16	12,065	15,733		24	96	1	180.1016	10,71
MT 1	B18	12,065	17,780		32	104	1	180.1018	11,61
MT 2	B10	17,780	10,095		14,5	105	1	180.2010	10,71
MT 2	B12	17,780	12,065		18,5	105	1	180.2012	10,71
MT 2	B16	17,780	15,733		24	112	1	180.2016	13,08
MT 2	B18	17,780	17,780		32	119	1	180.2018	13,39
MT 2	B22	17,780	21,739		40,5	128	1	180.2022	19,34
MT 3	B16	23,825	15,733		24	130	1	180.3016	17,56
MT 3	B18	23,825	17,780		32	138	1	180.3018	17,85
MT 4	B16	31,267	15,733		24	156	1	180.4016	26,78
MT 4	B18	31,267	17,780		32	164	1	180.4018	26,78
MT 5	B18	44,399	17,780		32	198	1	180.5018	83,81

Drill chuck arbor, threaded

Execution: Morse-taper shank (DIN 228-B) drill chuck arbor according to DIN 238, through and through hardened, precision ground.



M ₁	F ₂	D ₁	D (mm)	D ₃	a ₁	l ₁	pcs/PU	Item no.	€ / PU
MT 2	1/2"-20 UNF	17,780	26,8	18,0	24	100	1	180.6002	41,08
MT 3	1/2"-20 UNF	23,825	27,0	24,1	19,6	123	1	180.6003	53,47

Drill drift

Execution: Drill drift, according to DIN 317 for morse-taper shanks according to DIN 228-B, made of hardened steel, passivated.



Type	Suitable for	l ₁	pcs/PU	Item no.	€ / PU
Nr. 0	MT 0	90	1	180.9000	8,46
Nr. 1	MT 1 + 2	140	1	180.9001	11,31
Nr. 3	MT 3	190	1	180.9003	17,56
Nr. 4	MT 4	225	1	180.9004	37,13

181R

Keyed drill chuck, premium

ROTEC®



Execution: High-end keyed drill chuck, including key according to DIN 6349 - Class M.

d (min-max)	A ₁	pcs/PU	Item no.	€ / PU
1,5 - 13	1/2"-20 UNF	1	181.1001R	24,72

Keyless drill chuck, standard

ROTEC®



Execution: Non-locking low weight keyless drill chuck. Plastic covered casing, suitable for all (cordless) drills, left- and right hand rotating. Not suitable for hammer drills.

d (min-max)	A ₁	pcs/PU	Item no.	€ / PU
1,0 - 10	3/8"-24 UNF	1	181.2001R	24,72
1,5 - 13	1/2"-20 UNF	1	181.2005R	24,72

Keyless drill chuck, locking

ROTEC®



Execution: Low weight keyless drill chuck. Plastic covered casing, suitable for all (hammer) drills, left- and right hand rotating, with lock. Only suitable for drills with spindle lock.

d (min-max)	A ₁	pcs/PU	Item no.	€ / PU
1,5 - 13	1/2"-20 UNF	1	181.3005R	30,90

Keyless drill chuck, premium, locking

ROTEC®



Execution: Keyless drill chuck. 2 Piece metal casing, suitable for all (hammer) drills, left- and right hand rotating. Only suitable for drills with spindle lock.

d (min-max)	A ₁	pcs/PU	Item no.	€ / PU
1,5 - 13	1/2"-20 UNF	1	181.4001R	49,49

Keyless drill chuck, premium

ROTEC®



Execution: Keyless drill chuck. Suitable for professional stationary drills and hand drills without hammering mechanism.

d (min-max)	A ₁	pcs/PU	Item no.	€ / PU
1,0 - 13	1/2"-20 UNF	1	181.5015R	74,27
1,0 - 16	B16	1	181.5020R	99,04

180

Key for keyed drill chucks

ROTEC®



Execution: General-use keys for keyed drill chucks.

d (min-max)	LFA-Nr.	pcs/PU	Item no.	€ / PU
1,5 - 13	9102C2	1	181.1901	6,04
2,5 - 16	9100C3	1	181.1902	8,06

Adapter (hexagonal)

ROTEC®



A ₁	A ₂	pcs/PU	Item no.	€ / PU
1/4" - E6.3	3/8" -24 UNF	1	181.9001	7,32

200

Adapter (SDS-plus)

ROTEC®



A ₁	A ₂	pcs/PU	Item no.	€ / PU
SDS-plus	1/2" -20 UNF	1	200.9007	14,31

545

Adapter (Weldon)

ROTEC®




Execution: Adapter from weldon 19mm or universal 19 mm to 1/2"-20 UNF for drill chucks.

A ₁	A ₂	pcs/PU	Item no.	€ / PU
WLD 19	1/2" x 20 UNF	1	545.1020	48,05
UNI 19	1/2" x 20 UNF	1	545.1021	46,45

182

HSS-G Hand reamer, H7



DIN	DIN	HSS	H7	
206B	10	G	Tolerance	7°

Execution: HSS hand reamer according to DIN 206-B with cylindrical shank, 7° left hand spiral, right hand cutting, long tapered chamfer, for holes with H7-tolerance.

Application: For reaming of most common materials such as steel, cast-iron, plastic etc. Very well suited for repairs and revisions. Not suitable for blind holes.

d ₁	l ₁	l ₂	d ₂	a	pcs/PU	Item no.	€ / PU
3,0	62	31	3	2,24	1	182.0300	22,15
3,5	71	35	3,5	2,8	1	182.0350	22,15
4,0	76	38	4	3,15	1	182.0400	20,94
5,0	87	44	5	4	1	182.0500	22,72
5,5	93	47	5,5	4,5	1	182.0550	23,99
6,0	93	47	6	4,5	1	182.0600	24,45
6,5	100	50	6,5	5	1	182.0650	25,68
7,0	107	54	7	5,6	1	182.0700	25,92
8,0	115	58	8	6,3	1	182.0800	28,20
9,0	124	62	9	7,1	1	182.0900	29,68
10,0	133	66	10	8	1	182.1000	32,86
11,0	142	71	11	9	1	182.1100	42,99
12,0	152	76	12	10	1	182.1200	47,19
13,0	152	76	13	10	1	182.1300	51,39
14,0	163	81	14	11,2	1	182.1400	57,65
15,0	163	81	15	11,2	1	182.1500	62,93
16,0	175	87	16	12,5	1	182.1600	70,77

d ₁	l ₁	l ₂	d ₂	a	pcs/PU	Item no.	€ / PU
17,0	175	87	17	12,5	1	182.1700	71,84
18,0	188	93	18	14	1	182.1800	72,87
19,0	188	93	19	14	1	182.1900	76,56
20,0	201	100	20	16	1	182.2000	86,10
21,0	200	100	21	16	1	182.2100	86,56
22,0	215	107	22	18	1	182.2200	96,10
24,0	231	115	24	20	1	182.2400	118,57
25,0	231	115	25	20	1	182.2500	119,09
26,0	231	115	26	20	1	182.2600	132,62
28,0	247	124	28	22,4	1	182.2800	158,16
30,0	247	124	30	22,4	1	182.3000	173,62
32,0	265	133	32	25	1	182.3200	203,64
34,0	284	142	34	28	1	182.3400	235,68
35,0	284	142	35	28	1	182.3500	248,69
36,0	284	142	36	28	1	182.3600	258,23
38,0	305	152	38	31,5	1	182.3800	300,26
40,0	305	152	40	31,5	1	182.4000	326,28

183

HSS-E Machine reamer, MT-shank, H7



DIN	DIN	HSS	H7	
208B	228B	E	Tolerance	10°

Execution: HSS machine reamer according to DIN 208-B with morse-taper (MT) shank acc. to DIN 228-B, 10° left hand spiral, right hand cutting, 45° chamfer, for holes with H7-tolerance.


Application: For reaming of most common materials such as steel, cast-iron, plastic etc.

d ₁	l ₁	l ₂	M ₁	pcs/PU	Item no.	€ / PU
5,0	133	23	MT 1	1	183.0500	40,07
6,0	138	26	MT 1	1	183.0600	38,94
7,0	150	31	MT 1	1	183.0700	39,51
8,0	156	33	MT 1	1	183.0800	40,07
9,0	162	36	MT 1	1	183.0900	40,68
10,0	168	38	MT 1	1	183.1000	41,26
11,0	175	41	MT 1	1	183.1100	42,22
12,0	182	44	MT 1	1	183.1200	41,41
13,0	182	44	MT 1	1	183.1300	45,55
14,0	189	47	MT 1	1	183.1400	51,15
15,0	204	50	MT 2	1	183.1500	57,81
16,0	210	52	MT 2	1	183.1600	62,78
17,0	214	54	MT 2	1	183.1700	63,90
18,0	219	56	MT 2	1	183.1800	68,93
19,0	223	58	MT 2	1	183.1900	72,82
20,0	228	60	MT 2	1	183.2000	76,56
21,0	232	62	MT 2	1	183.2100	78,08

d ₁	l ₁	l ₂	M ₁	pcs/PU	Item no.	€ / PU
22,0	237	64	MT 2	1	183.2200	83,38
23,0	241	66	MT 2	1	183.2300	89,12
24,0	268	68	MT 3	1	183.2400	107,98
25,0	268	68	MT 3	1	183.2500	103,10
26,0	273	70	MT 3	1	183.2600	116,08
27,0	277	71	MT 3	1	183.2700	117,10
28,0	277	71	MT 3	1	183.2800	128,11
29,0	281	73	MT 3	1	183.2900	128,63
30,0	281	73	MT 3	1	183.3000	141,59
32,0	317	77	MT 4	1	183.3200	177,16
34,0	321	78	MT 4	1	183.3400	197,65
35,0	321	78	MT 4	1	183.3500	204,67
36,0	325	79	MT 4	1	183.3600	216,67
38,0	329	81	MT 4	1	183.3800	236,20
40,0	329	81	MT 4	1	183.4000	260,74
45,0	336	83	MT 4	1	183.4500	319,78

184

HSS-E Machine reamer, cylindrical shank, H7



DIN 212D **HSS** E **H7** Tolerance **10°** **h9**

Execution: HSS-E machine reamer according to DIN 212-D with cylindrical shank, 10° left hand spiral, right hand cutting, for holes with H7-tolerance.


Application: For reaming of most common materials such as steel, cast-iron, plastic as well as difficult to cut materials.

d ₁	l ₁	l ₂	d ₂	l ₅	pcs/PU	Item no.	€ / PU
3,0	61	15	3	-	1	184.0300	19,73
3,5	70	18	3,5	-	1	184.0350	20,29
4,0	75	19	4	32	1	184.0400	20,91
4,5	80	21	4,5	33	1	184.0450	21,52
5,0	86	23	5	34	1	184.0500	22,15
5,5	93	26	5,6	36	1	184.0550	23,30
6,0	93	26	5,6	36	1	184.0600	23,64
6,5	101	28	6,3	38	1	184.0650	26,45
7,0	109	31	7,1	40	1	184.0700	26,30
8,0	117	33	8	42	1	184.0800	26,24
9,0	125	36	9	44	1	184.0900	31,11

d ₁	l ₁	l ₂	d ₂	l ₅	pcs/PU	Item no.	€ / PU
10,0	133	38	10	46	1	184.1000	32,99
12,0	151	44	10	46	1	184.1200	39,30
13,0	151	44	10	46	1	184.1300	43,91
14,0	160	47	12,5	50	1	184.1400	49,46
15,0	162	50	12,5	50	1	184.1500	52,22
16,0	170	52	12,5	52	1	184.1600	54,53
17,0	175	54	14	52	1	184.1700	57,65
18,0	182	56	14	52	1	184.1800	63,45
19,0	189	58	16	58	1	184.1900	68,16
20,0	195	60	16	58	1	184.2000	78,67

185

HSS-G Bridge reamer



DIN 311 **DIN** 228B **HSS** G **25°**

Execution: HSS-G Bridge reamer with taper shank, DIN 311, left hand spiral, right hand cut.


Application: Extensively used in structural industry, ship and bridge building industry and boiler manufacturing where steel parts have undersized or rough holes and where it is necessary to ream holes in assemblies to obtain proper alignment and size for accepting rivets, bolts, etc.

d ₁	d ₄	l ₁	l ₂	M ₁	pcs/PU	Item no.	€ / PU
10,0	7,0	171	95	MT 1	1	185.1000	54,38
11,0	7,7	176	100	MT 1	1	185.1100	57,49
12,0	8,4	199	105	MT 2	1	185.1200	67,39
13,0	9,1	199	105	MT 2	1	185.1300	70,86
14,0	9,8	209	115	MT 2	1	185.1400	77,85
15,0	10,5	219	125	MT 2	1	185.1500	81,68
16,0	11,2	229	135	MT 2	1	185.1600	85,99
17,0	11,9	251	135	MT 3	1	185.1700	97,01
18,0	12,6	261	145	MT 3	1	185.1800	106,43
19,0	13,3	261	145	MT 3	1	185.1900	120,06
20,0	14,0	271	155	MT 3	1	185.2000	130,52

d ₁	d ₄	l ₁	l ₂	M ₁	pcs/PU	Item no.	€ / PU
21,0	14,7	271	155	MT 3	1	185.2100	134,72
22,0	15,4	281	165	MT 3	1	185.2200	147,85
23,0	16,4	281	165	MT 3	1	185.2300	154,15
24,0	16,8	296	180	MT 3	1	185.2400	171,42
25,0	17,5	296	180	MT 3	1	185.2500	181,17
26,0	18,2	296	180	MT 3	1	185.2600	183,16
27,0	18,9	311	195	MT 3	1	185.2700	205,17
28,0	19,6	311	195	MT 3	1	185.2800	215,18
29,0	20,3	311	195	MT 3	1	185.2900	243,68
30,0	21,0	311	195	MT 3	1	185.3000	237,68
31,0	21,7	326	210	MT 3	1	185.3100	251,47

189

HSS-G Adjustable hand reamer



DIN 10 **HSS** G **10°**

Execution: HSS-G adjustable hand reamer, cylindrical shank with square (DIN 10), right hand cutting.

Application: For reaming most common materials such as steel, cast-iron, plastic etc. Very well suited for repairs and revisions. Not suitable for blind holes.

d (min-max)	l ₁	l ₂	d ₂	a	pcs/PU	Item no.	€ / PU
8,0 - 9,0	111	32	5,2	4,3	1	189.0800	261,51
9,0 - 10,0	115	35	5,6	4,3	1	189.0900	268,02
10,0 - 11,0	120	35	6,1	4,9	1	189.1000	273,19
11,0 - 12,0	125	35	7,4	6,2	1	189.1100	261,49
12,0 - 13,5	130	42	8,4	6,2	1	189.1200	290,67
13,5 - 15,5	145	50	9,4	7,0	1	189.1350	307,49
15,5 - 18,0	165	60	10,4	8,0	1	189.1550	342,64

d (min-max)	l ₁	l ₂	d ₂	a	pcs/PU	Item no.	€ / PU
18,0 - 21,0	180	65	11,4	9,0	1	189.1800	366,74
21,0 - 24,0	190	70	13,1	10,0	1	189.2100	425,50
24,0 - 27,5	205	75	14,1	11,0	1	189.2400	518,85
27,5 - 31,5	225	80	16,1	12,0	1	189.2750	705,55
31,5 - 37,0	240	90	18,1	14,5	1	189.3150	1.000,46
37,0 - 45,0	285	100	20,1	16,0	1	189.3700	1.307,36

901

RS-50 Cutting oil in aerosol

ROTEC®



UNI

Execution: High-end general purpose cutting oil, formulated on plant based oils free of chlorides. Suitable for metal cutting applications on most common metals such as (alloyed) steel, stainless steel, CrNi-steel, Mn-steel, titanium, etc.

Application: For metal cutting and metal deforming applications such as thread cutting, thread rolling, drilling, milling and turning.

Type	Packaging	Content (ml)	pcs/PU	Item no.	€ / PU
RS-50	Aerosol	400	1	901.9000	14,62

RS-50 Cutting oil UNI

ROTEC®



UNI

Execution: High-end general purpose cutting oil, formulated on plant based oils and free of chlorides. For metal cutting and metal forming applications such as thread cutting, thread rolling, drilling, milling, turning etc.

Application: For general purpose and universal (UNI) applications on all ferrous metals.

Type	Packaging	Content (l)	pcs/PU	Item no.	€ / PU
RS-50	Flask	0,25	1	901.9010	13,54
RS-50	Flask	1	1	901.9015	40,75
RS-50	Jerry-can	5	1	901.9025	102,17

RS-60 Cutting oil INOX

ROTEC®



HD INOX

Execution: High-end general purpose cutting oil, formulated on plant based oils and free of chlorides. For metal cutting and metal forming applications such as thread cutting, thread rolling, drilling, milling, turning etc.

Application: For heavy-duty (HD) applications on all ferrous metals and for improved performance on stainless steels (INOX).

Type	Packaging	Content (l)	pcs/PU	Item no.	€ / PU
RS-60	Flask	0,25	1	901.9011	14,23
RS-60	Flask	1	1	901.9016	42,68
RS-60	Jerry-can	5	1	901.9026	106,71

RS-70 Cutting oil ALU

ROTEC®



NON-FERRO ALU

Execution: High-end general purpose cutting oil, formulated on plant based oils and free of chlorides. For metal cutting and metal forming applications such as thread cutting, thread rolling, drilling, milling, turning etc.

Application: Specifically for applications on all non-ferrous metals such as aluminium, copper, brass, bronze, zinc, etc.

Type	Packaging	Content (l)	pcs/PU	Item no.	€ / PU
RS-70	Flask	0,25	1	901.9012	14,88
RS-70	Flask	1	1	901.9017	44,62
RS-70	Jerry-can	5	1	901.9027	109,93

RZ Sawing oil



WHITE

Application: Highly concentrated emulsifiable sawing oil for sawing units. Free of chlorides, secondary amines and/or nitrites. Milky-white emulsion.

Solving rations:
Normal conditions: 1:20
Heavy conditions: 1:15

Type	Packaging	Content (l)	pcs/PU	Item no.	€ / PU
RZ-50	Jerry-can	5	1	901.9050	64,03



TRANSPARENT

Application: Highly concentrated emulsifiable sawing oil for sawing units. Free of chlorides, secondary amines and/or nitrites. Transparent to semi-transparent emulsion.

Solving rations:
Normal conditions: 1:20
Heavy conditions: 1:15

Type	Packaging	Content (l)	pcs/PU	Item no.	€ / PU
RZ-60	Jerry-can	5	1	901.9055	63,37

RW Wax sticks



Application: High-end wax stick for coolant and lubrication of cutting operations on difficult to cut materials. Contributes to longer tool life.

Type	Packaging	Content (gr)	pcs/PU	Item no.	€ / PU
RW-30	Stick	30	1	901.9020	6,10



Execution: High-end wax stick for coolant and lubrication of cutting operations on non-ferrous metals such as aluminium, copper, brass, etc. Free of chlorides, no harmful fumes or vapours.

Application: For all circular saw blade machines without coolant supply. To apply the wax, hold the wax stick against the rotating blade shortly. Repeat every 10-20 sawing cycles. Also suitable for milling, tapping, reaming, drilling, turning etc.

Type	Packaging	Content (gr)	pcs/PU	Item no.	€ / PU
RW-30	Stick	300	1	901.2025	20,37

RP-12 Cutting paste INOX



INOX

Execution: Cutting paste in a handy tube, free of chlorides and odours.

Application: This paste was specifically developed for all heavy-duty metal cutting operations such as tapping, drilling and milling of difficult to cut materials such as stainless steel, Cr-Ni steel, titanium, manganese steel etc.

Type	Packaging	Content (ml)	pcs/PU	Item no.	€ / PU
RP-12	Tube	120	1	901.9040	18,34

RP-25 Cutting paste in can



Execution: Paste for annular cutters with extreme lubricating properties. The paste resides perfectly on the cutting edges and liquefies during the cutting operation.

Application: Dip the cutting tool in the paste for optimized results. Ideal for all operations such as tapping, drilling and milling of difficult to cut materials such as stainless steel, Cr-Ni steel, titanium, manganese steel etc.

Type	Packaging	Content (gr)	pcs/PU	Item no.	€ / PU
RP-25	Tin can	250	1	901.4045	15,96
RP-25	Tin can	750	1	901.4046	38,16

758

Cooling wax



Execution: Specially developed wax for diamond drills that efficiently dissipates heat which then results in longer tool life.

Application: Dip the tip of the hot diamond drill into the wax for two seconds. Then let it cool for 4 seconds and resume drilling.

Remark: Packed per 12 pcs in a carton display.

Content (ml)	Weight (gr)		pcs/PU	Item no.	€ / PU
30	36	12	1	758.9900	4,99

ROTEC®




Stone drill bits
and chisels

LIST WITH (ELECTRICAL) MACHINES (AND MODELS) FOR CHISELS

Machine connection		Manufacturer	
SDS-plus	(ø10mm)	Fits all machines (hammer drills) with SDS-plus connection	
SDS-max	(ø18mm)	Fits all machines (hammer drills) with SDS-max (Hilti TE-Y) connection	
		Atlas Copco	HEX 19mm PB 14 D
		AEG	HEX 19mm 6385, 900B, 900S, 900KS, 900XS, 1400B
		Casals	HEX 19mm Tornado
		Kango	HEX 19mm 5335
		Milwaukee	ø16,5 x 35 / HEX 19mm PB10H, PH5H, PH11H, PH40H, PHE50H, PH24DD, PH350, PH38, PHD26, PHD38, PHD 350D, 430S, 501S, 637S, 950S, 950KS, 950XS, 9788S, 5311, 5312, 5316, 6317, 5347, 5348, 5352, 5353
			ø19 x 65 / HEX 21mm P86C, PB10C, PB14C, PH11C 900, 900K, 900X, 928, 950, 950K, 950X, 1400, 1400K, 1900K
			ø13 x 45 / HEX 17mm PHSF
		Bosch	HEX 19mm 11032, USH10 (11305), 11310, 11312, HSH10 (12312)
			ø16,5 x 35 / HEX 19mm UBH6/35, UBH6/35D, UBH12/50 (11209)
			HEX 28mm GBH7.45DE (11214), USH6
		Black & Decker	HEX 19mm GSH27, USH27 (11304), HSH28 (12314)
		DeWalt	HEX 19mm SH60K DW558K, D25941K, D25940K
		ELU	ø16,5 x 35 / HEX 19mm BH41K, BH41EK, BH46EK
		Hitachi	HEX 19mm DH50SA1
			ø16,5 x 35 / HEX 19mm DH38YF, DH38YA, DH50SR, DH40FA/FB
			ø19 x 65 / HEX 21mm DH50SA, DH50SA1, H555A
			ø24 x 55 / HEX 30mm H65SB, H70SA
			HEX 28mm 1165SD
			ø13 x 45 / HEX 17mm H41SA
		ITW Spit	HEX 19mm 400
		Kango	HEX 19mm 638, 900 B, 900 KS, 900S, 900 XS, 1400 B
		Makita	HEX 19mm HMT 200B, HM 1200 B, HM 1242 C, HM 1211 B
			ø16,5 x 35 / HEX 19mm HR3850B, HR3520B, HR404C, HR5060, HM0810B, HM1242C, HM1140C
			HEX 28mm HM1500B, HM1800, HM1303B
			ø19 x 65 / HEX 21mm HM1200K, HR3580K, HR5000K
			ø12 x 40mm HK1800, HK1800L, HK1810, HM1810
			ø13 x 45 / HEX 17mm HR3520, HR3850, HM0810, 8035NB, THM1130C
			ø16 x 45 / HEX 20,5mm HM1200, 8900S
			ø24 x 55 / HEX 30mm HM1300, HM1303, HM1204, HM1400, HM1500, 8900N
		Milwaukee	5335
		Ryobi	HEX 19mm CH 486 K
			ø24 x 55 / HEX 30mm CH-500K
			ø16,5 x 35 / 19mm CH465 / 1138
		Spit	HEX 19mm 400
		Wacker	HEX 19 x 82mm EH8/220, EHB10/220, EHUB10Y/220, EHU8Y/220, EHL8Y, BH814

Hammer drill bit, SDS-plus, V-Breaker



Power Breakers

- Demolition effect
- Produce micro cracks in the drilled material
- Generate noticeable greater drilling speed

Vario flutes with reinforced core

- More stable drill bit due to reinforced core
- Typical and recognisable shoulder of the flutes with a tapered geometry.
- Reduced friction due to tapered shoulders, resulting in higher speeds and therefor
- Also suitable for use in cordless drills.

Centering tip

- Ensures immediate spot drilling
- Prevents skidding on smooth surfaces

Enlarged rebar chamfers

- Enlarged rebar chamfers (+35%)
- Prevents side tip damage when hitting rebar
- Reduce likelihood of the drill bit jamming when hitting rebar

Rotec's V-Breaker is a result from the ongoing improvement of an already proven quality of Rotec hammer drill bits and thus making it a convincing high quality product of the next generation, "Made in Germany"



Execution:

Hammer drill bit with SDS-plus shank (ø10mm). Innovative design allows easy centring and pilot-drilling, ensures long tool life with fast drilling speeds due to unique geometry of the carbide tip, efficient debris removal due to multi-spiral flutes and maximized stability due to reinforced core.

Application:

For drilling of all sorts of stone and concrete, including reinforced concrete and natural stone or rock.

d ₁	l ₁	l ₂	pcs/PU	Item no.	€/ PU
4,0	110	50	1	200.0400	5,06
4,0	160	100	1	200.0401	6,82
5,0	110	50	1	200.0500	4,02
5,0	140	80	1	200.0501	5,69
5,0	160	100	1	200.0502	4,76
5,0	210	150	1	200.0503	7,91
5,0	260	200	1	200.0503L	10,03
5,0	310	250	1	200.0504	13,08
5,0	400	340	1	200.0506	26,92
5,0	450	390	1	200.0507	28,46
5,5	110	50	1	200.0550	4,44
5,5	160	100	1	200.0551	5,11
5,5	210	150	1	200.0552	8,37
5,5	260	200	1	200.0553	9,77
5,5	310	250	1	200.0554	14,55
5,5	410	350	1	200.0555	24,36
5,5	460	400	1	200.0556	28,16
5,5	600	540	1	200.0558	35,73
6,0	110	50	1	200.0600	3,99
6,0	160	100	1	200.0601	4,51
6,0	210	150	1	200.0602	6,99
6,0	260	200	1	200.0603	9,11
6,0	310	250	1	200.0603L	14,28
6,0	460	400	1	200.0604	21,60
6,5	110	50	1	200.0650	4,71
6,5	160	100	1	200.0651	5,85
6,5	210	150	1	200.0652	8,32
6,5	260	200	1	200.0653	10,07
6,5	310	250	1	200.0654	11,67
6,5	400	340	1	200.0655	28,62
6,5	450	390	1	200.0656	33,39
7,0	110	50	1	200.0700	5,06
7,0	160	100	1	200.0701	6,21
7,0	210	150	1	200.0702	7,96
7,0	250	190	1	200.0703	10,72
8,0	110	50	1	200.0800	5,24
8,0	160	100	1	200.0801	5,42
8,0	210	150	1	200.0802	6,99
8,0	260	200	1	200.0803	8,53
8,0	310	250	1	200.0804	12,24
8,0	400	340	1	200.0804L	19,98

d ₁	l ₁	l ₂	pcs/PU	Item no.	€/ PU
8,0	460	400	1	200.0805	21,48
8,0	610	550	1	200.0806	27,36
8,0	1000	950	1	200.0807	95,53
8,5	260	200	1	200.0853	14,73
9,0	160	100	1	200.0901	7,39
9,0	210	150	1	200.0902	8,85
9,5	160	100	1	200.0951	9,61
9,5	310	250	1	200.0953	25,79
10,0	110	50	1	200.1000	5,85
10,0	160	100	1	200.1001	6,37
10,0	210	150	1	200.1002	8,19
10,0	260	200	1	200.1003	9,77
10,0	310	250	1	200.1004	12,50
10,0	350	290	1	200.1004L	16,39
10,0	450	400	1	200.1005	19,63
10,0	600	540	1	200.1006	27,24
10,0	800	740	1	200.1006L	32,71
10,0	1000	940	1	200.1007	70,90
11,0	160	100	1	200.1100	9,04
11,0	210	160	1	200.1101	10,46
11,0	260	210	1	200.1102	12,63
11,0	310	260	1	200.1103	14,83
12,0	160	110	1	200.1200	7,45
12,0	210	160	1	200.1201	9,77
12,0	260	210	1	200.1202	11,89
12,0 *	360	310	1	200.1202M	19,53
12,0	310	260	1	200.1202L	17,89
12,0	450	400	1	200.1203	22,11
12,0	600	550	1	200.1204	29,55
12,0	1000	950	1	200.1205	71,49
13,0	160	100	1	200.1300	10,35
13,0	210	160	1	200.1301	13,83
13,0	260	210	1	200.1302	16,72
13,0	310	260	1	200.1302L	20,29
13,0	450	400	1	200.1303	25,23
14,0	160	110	1	200.1400	11,38
14,0	210	160	1	200.1401	13,70
14,0	260	210	1	200.1402	15,35
14,0	310	260	1	200.1403	17,06
14,0	450	400	1	200.1404	25,30
14,0	600	550	1	200.1405	35,38

d ₁	l ₁	l ₂	pcs/PU	Item no.	€/PU
14,0	1000	950	1	200.1406	76,18
15,0	160	110	1	200.1500	13,63
15,0	210	160	1	200.1501	15,65
15,0	260	210	1	200.1502	16,33
15,0	450	400	1	200.1503	28,99
16,0	160	110	1	200.1600	14,57
16,0	210	160	1	200.1601	17,19
16,0	260	210	1	200.1601L	19,95
16,0	310	260	1	200.1602	24,16
16,0	450	400	1	200.1603	33,26
16,0	600	550	1	200.1604	35,75
16,0	800	750	1	200.1605	54,34
16,0	1000	950	1	200.1606	79,79
17,0	210	160	1	200.1700	22,69
17,0	450	400	1	200.1703	49,40
18,0	200	150	1	200.1800	26,50
18,0	250	200	1	200.1801	32,38
18,0	300	250	1	200.1802	35,83
18,0	450	400	1	200.1803	36,46
18,0	600	550	1	200.1804	64,83
18,0	1000	950	1	200.1805	94,32
19,0	200	150	1	200.1900	31,01

d ₁	l ₁	l ₂	pcs/PU	Item no.	€/PU
19,0	450	400	1	200.1902	40,13
20,0	200	150	1	200.2000	32,29
20,0	300	250	1	200.2002	37,59
20,0	450	400	1	200.2003	41,27
20,0	600	550	1	200.2004	53,49
20,0	1000	950	1	200.2005	100,82
22,0	250	200	1	200.2201	43,03
22,0	300	250	1	200.2202	51,12
22,0	450	400	1	200.2203	51,17
22,0	600	550	1	200.2204	71,95
22,0	1000	950	1	200.2205	133,11
23,0	250	200	1	200.2301	53,75
24,0	250	200	1	200.2400	50,00
24,0	450	400	1	200.2402	59,31
24,0	600	550	1	200.2403	87,55
25,0	250	200	1	200.2500	50,00
25,0	450	400	1	200.2502	64,83
25,0	600	550	1	200.2503	84,76
25,0	1000	950	1	200.2505	127,53
26,0	250	200	1	200.2600	54,34
26,0	450	400	1	200.2602	67,14

* Phase-out item, available until stock has depleted

201

Hammer drill bit, SDS-plus, V-Breaker, in box



Execution: Hammer drill bit with SDS-plus shank (ø10mm). Innovative design allows easy centring and pilot-drilling, ensures long tool life with fast drilling speeds due to unique geometry of the carbide tip, efficient debris removal due to multi-spiral flutes and maximized stability due to reinforced core.

Application: For drilling of all sorts of stone and concrete, including reinforced concrete and natural stone or rock.

d ₁	l ₁	l ₂	pcs/PU	Item no.	€/PU
4,0	110	50	10	201.0400	49,08
4,0	160	100	10	201.0401	65,03
5,0	110	50	10	201.0500	39,98
5,0	140	80	10	201.0501	54,02
5,0	160	100	10	201.0502	45,39
5,0	210	150	10	201.0503	74,99
5,0	310	250	10	201.0504	128,34
5,5	110	50	10	201.0550	43,03
5,5	160	100	10	201.0551	49,64
5,5	210	150	10	201.0552	79,44
5,5	260	200	10	201.0553	93,18
5,5	310	250	10	201.0554	151,87
6,0	110	50	10	201.0600	37,87
6,0	160	100	10	201.0601	42,48
6,0	210	150	10	201.0602	67,85
6,0	260	200	10	201.0603	86,61
6,5	110	50	10	201.0650	44,68
6,5	160	100	10	201.0651	55,72
6,5	210	150	10	201.0652	78,88
6,5	260	200	10	201.0653	95,97
6,5	310	250	10	201.0654	116,16
7,0	110	50	10	201.0700	47,94
7,0	160	100	10	201.0701	59,01
7,0	210	150	10	201.0702	75,56

d ₁	l ₁	l ₂	pcs/PU	Item no.	€/PU
8,0	110	50	10	201.0800	49,69
8,0	160	100	10	201.0801	51,17
8,0	210	150	10	201.0802	67,85
8,0	260	200	10	201.0803	82,74
8,0	310	250	10	201.0804	118,94
9,0	160	100	10	201.0901	72,67
9,0	210	150	10	201.0902	86,93
9,5	160	100	10	201.0951	93,18
10,0	110	50	10	201.1000	56,81
10,0	160	100	10	201.1001	59,69
10,0	210	150	10	201.1002	79,44
10,0	260	200	10	201.1003	94,83
10,0	310	250	10	201.1004	122,24
11,0	160	110	10	201.1101	89,22
11,0	210	160	10	201.1102	102,99
11,0	260	210	10	201.1103	124,41
11,0	310	260	10	201.1104	148,51
12,0	160	110	10	201.1200	71,08
12,0	210	160	10	201.1201	92,92
12,0	260	210	10	201.1202	112,86
12,0	310	260	10	201.1204	170,80
14,0	160	110	10	201.1400	109,05
14,0	210	160	10	201.1401	129,45
14,0	260	210	10	201.1402	145,55

900

Hammer drill bit set, SDS-plus, V-Breaker, in ABS-cassette

ROTEC®



Execution: Hammer drill bit with SDS-plus shank (ø10mm). Innovative design allows easy centring and pilot-drilling, ensures long tool life with fast drilling speeds due to unique geometry of the carbide tip, efficient debris removal due to multi-spiral flutes and maximized stability due to reinforced core.

Application: For drilling of all sorts of stone and concrete, including reinforced concrete and natural stone or rock.

Description	Type	Content	pcs/PU	Item no.	€ / PU
7 pc set hammer drill bit set, SDS-plus, V-Breaker	200	ø5, 6 and 8x110 / 1 pc each ø6, 8, 10 and 12x160 / 1 pc each	1	900.1010K	46,27

Hammer drill bit set, SDS-plus, V-Breaker, in plastic case

ROTEC®



Execution: Hammer drill bit with SDS-plus shank (ø10mm). Innovative design allows easy centring and pilot-drilling, ensures long tool life with fast drilling speeds due to unique geometry of the carbide tip, efficient debris removal due to multi-spiral flutes and maximized stability due to reinforced core.


Application: For drilling of all sorts of stone and concrete, including reinforced concrete and natural stone or rock.

Description	Type	Content	pcs/PU	Item no.	€ / PU
40 pc hammer drill bit set, SDS-plus, V-Breaker	200	ø6x110 / 5 pcs each ø6, 8, 10 and 12x160 / 5 pcs each ø8, 10 and 12x210 / 5 pcs each	1	900.1015	276,81

200

Adapter


ROTEC®



Nr.	A ₁	A ₂	pcs/PU	Item no.	€ / PU
1	SDS-max	SDS-plus	1	200.9001	138,22
2	HEX 13	SDS-plus	1	200.9003	133,05
3	SDS-plus	1/2 -20 UNF	1	200.9007	14,31

Extension, SDS-plus

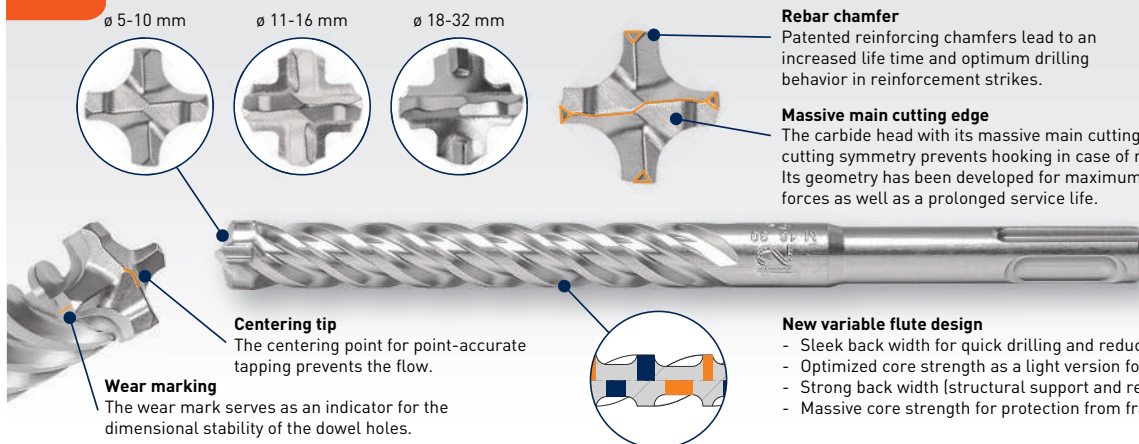
ROTEC®



Execution: Universal SDS-plus extension with quick-change system for drill bits, core bits, chisels, etc.

Application: For drilling in hard-to-reach or narrow places.

Description	l ₁	D ₃	pcs/PU	Item no.	€ / PU
SDS+ extension	300	21	1	200.9010	237,30
SDS+ extension	450	21	1	200.9011	244,75



Rebar chamfer

Patented reinforcing chamfers lead to an increased life time and optimum drilling behavior in reinforcement strikes.

Massive main cutting edge

The carbide head with its massive main cutting edge and its 4x90° cutting symmetry prevents hooking in case of reinforcement strikes. Its geometry has been developed for maximum impact and torsion forces as well as a prolonged service life.

New variable flute design

- Sleek back width for quick drilling and reduced friction.
- Optimized core strength as a light version for speed support.
- Strong back width (structural support and reduced wear).
- Massive core strength for protection from fractures.

Centering tip

The centering point for point-accurate tapping prevents the flow.

Wear marking

The wear mark serves as an indicator for the dimensional stability of the dowel holes.



Execution:

Hammer drill bit with SDS-plus shank (ø10mm). Innovative QUATTRO-X design with 4 cutting edges allows easy centring and pilot-drilling, ensures less friction and better guidance which results in better hole geometry, longer tool life with fast drilling speeds due to unique geometry of the carbide tip, maximized stability, comfortable and low-vibration operation due to reinforced core.

Application:

For drilling of all sorts of stone and concrete, including reinforced concrete and natural stone or rock.

d ₁	l ₁	l ₂	pcs/PU	Item no.	€/ PU
5,0	115	50	1	202.0500	8,32
5,0	165	100	1	202.0502	8,96
5,0	215	150	1	202.0503	15,59
5,0	265	200	1	202.0504	17,54
5,0	315	250	1	202.0505	24,94
5,5	115	50	1	202.0550	8,34
5,5	165	100	1	202.0551	8,98
6,0	115	50	1	202.0600	8,05
6,0	165	100	1	202.0601	8,66
6,0	215	150	1	202.0602	11,29
6,0	265	200	1	202.0603	13,94
6,0	315	250	1	202.0604	19,31
6,5	165	100	1	202.0651	11,43
6,5	215	150	1	202.0652	15,39
6,5	265	200	1	202.0653	20,48
6,5	315	250	1	202.0654	24,87
7,0	115	50	1	202.0700	10,82
7,0	165	100	1	202.0701	11,48
7,0	215	150	1	202.0702	16,15
8,0	115	50	1	202.0800	9,42
8,0	165	100	1	202.0801	9,95
8,0	215	150	1	202.0802	11,34
8,0	265	200	1	202.0803	13,35
8,0	315	250	1	202.0804	18,89
8,0	365	300	1	202.0804L	25,75
8,0	465	400	1	202.0805	31,03
9,0	165	100	1	202.0901	11,46
9,0	265	200	1	202.0903	14,67
10,0	115	50	1	202.1000	10,12
10,0	165	100	1	202.1001	11,01
10,0	215	150	1	202.1002	12,58
10,0	265	200	1	202.1003	14,69
10,0	315	250	1	202.1004	18,15
10,0	365	300	1	202.1004L	27,33
10,0	455	390	1	202.1005	33,93
10,0	600	540	1	202.1006	40,43
10,0	1000	940	1	202.1007	102,86
11,0	160	110	1	202.1101	17,37
11,0	210	160	1	202.1102	20,67
11,0	260	210	1	202.1103	23,99
11,0	310	260	1	202.1104	31,40
12,0	160	110	1	202.1200	12,24
12,0	210	160	1	202.1201	14,91
12,0	260	210	1	202.1202	16,93
12,0	310	260	1	202.1203	23,23
12,0	450	400	1	202.1204	34,89
12,0	600	550	1	202.1205	48,94

d ₁	l ₁	l ₂	pcs/PU	Item no.	€/ PU
12,0	1000	950	1	202.1207	109,09
13,0	160	110	1	202.1300	16,95
13,0	210	160	1	202.1301	27,73
13,0	260	210	1	202.1302	31,11
13,0	310	260	1	202.1303	33,19
14,0	160	110	1	202.1400	17,94
14,0	210	160	1	202.1401	23,79
14,0	260	210	1	202.1402	27,97
14,0	310	260	1	202.1403	29,41
14,0	450	400	1	202.1404	36,67
14,0	600	550	1	202.1405	54,47
14,0	1000	950	1	202.1407	112,85
15,0	160	110	1	202.1500	29,40
15,0	210	160	1	202.1501	32,94
15,0	260	210	1	202.1502	35,96
15,0	450	400	1	202.1503	47,78
16,0	160	110	1	202.1600	29,24
16,0	210	160	1	202.1600L	31,95
16,0	260	210	1	202.1601	46,46
16,0	310	260	1	202.1602	39,72
16,0	450	400	1	202.1603	56,61
16,0	600	550	1	202.1604	60,21
16,0	1000	950	1	202.1607	130,12
18,0	250	200	1	202.1801	52,64
18,0	450	400	1	202.1803	64,86
18,0	600	550	1	202.1804	87,35
18,0	1000	950	1	202.1805	136,91
20,0	250	200	1	202.2001	57,94
20,0	450	400	1	202.2003	72,64
20,0	600	550	1	202.2004	95,05
20,0	1000	950	1	202.2005	146,61
22,0	250	200	1	202.2201	62,82
22,0	450	400	1	202.2203	79,71
22,0	600	550	1	202.2204	109,74
22,0	1000	950	1	202.2205	181,79
24,0	250	200	1	202.2401	67,95
24,0	450	400	1	202.2402	85,84
25,0	250	200	1	202.2501	74,57
25,0	450	400	1	202.2502	93,85
25,0	1000	950	1	202.2505	208,82
26,0	450	400	1	202.2602	110,41
28,0	250	200	1	202.2801	84,47
28,0	450	400	1	202.2802	107,97
30,0	250	200	1	202.3001	93,50
30,0	450	400	1	202.3002	125,09
32,0	450	400	1	202.3202	137,00

202

Hammer drill bit, SDS-plus, QUATTRO-X, in box



Execution: Hammer drill bit with SDS-plus shank ($\varnothing 10\text{mm}$). Innovative design with 4 cutting edges allows easy centring and pilot-drilling, ensures less friction and better guidance which results in better hole geometry, longer tool life with fast drilling speeds due to unique geometry of the carbide tip, maximized stability, comfortable and low-vibration operation due to reinforced core.

Application: For drilling of all sorts of stone and concrete, including reinforced concrete and natural stone or rock.

d_1	l_1	l_2	pcs/PU	Item no.	€ / PU
5,0	115	50	10	202.0500B	83,16
5,0	165	100	10	202.0502B	89,53
5,5	115	50	10	202.0550B	83,39
5,5	165	100	10	202.0551B	89,76
6,0	115	50	10	202.0600B	80,61
6,0	165	100	10	202.0601B	86,63
6,0	215	150	10	202.0602B	112,93
6,0	265	200	10	202.0603B	139,33
6,0	315	250	10	202.0604B	193,08
6,5	165	100	10	202.0651B	114,20
6,5	215	150	10	202.0652B	153,93
6,5	265	200	10	202.0653B	204,78
6,5	315	250	10	202.0654B	248,78
7,0	115	50	10	202.0700B	109,11
7,0	165	100	10	202.0701B	114,73
8,0	115	50	10	202.0800B	94,16
8,0	165	100	10	202.0801B	99,50
8,0	215	150	10	202.0802B	113,49
8,0	265	200	10	202.0803B	133,54

d_1	l_1	l_2	pcs/PU	Item no.	€ / PU
8,0	315	250	10	202.0804B	188,78
9,0	165	100	10	202.0901B	114,90
9,0	265	200	10	202.0903B	150,74
10,0	115	50	10	202.1000B	101,24
10,0	165	100	10	202.1001B	110,03
10,0	215	150	10	202.1002B	125,89
10,0	265	200	10	202.1003B	146,86
10,0	315	250	10	202.1004B	181,50
11,0	160	110	10	202.1101B	174,59
11,0	210	160	10	202.1102B	206,63
12,0	160	110	10	202.1200B	122,32
12,0	210	160	10	202.1201B	149,18
12,0	260	210	10	202.1202B	169,21
12,0	310	260	10	202.1203B	237,27
14,0	160	110	10	202.1400B	181,40
14,0	210	160	10	202.1401B	238,00
14,0	260	210	10	202.1402B	282,23
14,0	310	260	10	202.1403B	297,99

900

Hammer drill bit set, SDS-plus, QUATTRO-X, in ABS-cassette



Execution: Hammer drill bit with SDS-plus shank ($\varnothing 10\text{mm}$). Innovative design with 4 cutting edges allows easy centring and pilot-drilling, ensures less friction and better guidance which results in better hole geometry, longer tool life with fast drilling speeds due to unique geometry of the carbide tip, maximized stability, comfortable and low-vibration operation due to reinforced core.

Application: For drilling of all sorts of stone and concrete, including reinforced concrete and natural stone or rock.

Description	Type	Content	pcs/PU	Item no.	€ / PU
7 pc hammer drill bit set, SDS-plus, QUATTRO-X	202	$\varnothing 5, 6$ and 8×110 / 1 pc each $\varnothing 6, 8, 10$ and 12×160 / 1 pc each	1	900.1011K	72,91

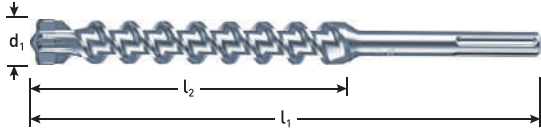
Hammer drill bit set, SDS-plus, QUATTRO-X, in case



Execution: Hammer drill bit with SDS-plus shank ($\varnothing 10\text{mm}$). Innovative design with 4 cutting edges allows easy centring and pilot-drilling, ensures less friction and better guidance which results in better hole geometry, longer tool life with fast drilling speeds due to unique geometry of the carbide tip, maximized stability, comfortable and low-vibration operation due to reinforced core.

Application: For drilling of all sorts of stone and concrete, including reinforced concrete and natural stone or rock.

Description	Type	Content	pcs/PU	Item no.	€ / PU
40 pc hammer drill bit set, SDS-plus, QUATTRO-X	202	$\varnothing 6 \times 110$ / 5 pcs each $\varnothing 6, 8, 10$ and 12×160 / 5 pcs each $\varnothing 8, 10$ and 12×210 / 5 pcs each	1	900.1016	450,55

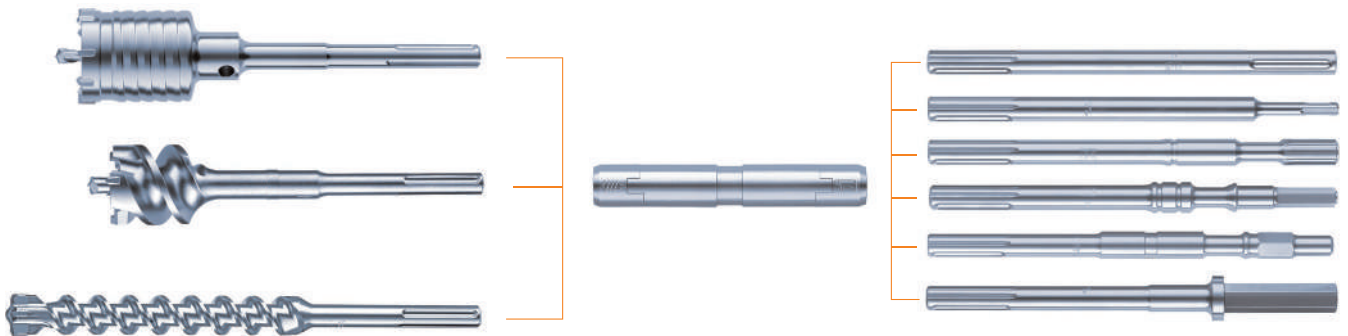



Execution: Hammer drill bit with SDS-max shank (ø18mm). Innovative QUATTRO-X design with 4 cutting edges allows easy centring and pilot-drilling, ensures less friction and better guidance which results in better hole geometry, longer tool life with fast drilling speeds due to unique geometry of the carbide tip, maximized stability, comfortable and low-vibration operation due to reinforced core.

Application: For drilling of all sorts of stone and concrete, including reinforced concrete and natural stone or rock.

d ₁	l ₁	l ₂	pcs/PU	Item no.	€/ PU
12,0	340	200	1	203.1211	65,67
12,0	540	400	1	203.1212	82,45
12,0	740	600	1	203.1213	100,28
14,0	340	200	1	203.1411	79,41
14,0	540	400	1	203.1412	88,57
14,0	940	800	1	203.1414	128,86
15,0	340	200	1	203.1511	80,42
15,0	540	400	1	203.1512	92,65
16,0	340	200	1	203.1601	77,43
16,0	540	400	1	203.1602	93,76
16,0	740	600	1	203.1603	115,02
16,0	940	800	1	203.1604	136,94
16,0	1320	1180	1	203.1605	260,98
18,0	340	200	1	203.1801	79,43
18,0	540	400	1	203.1802	94,77
18,0	740	600	1	203.1803	99,27
18,0	940	800	1	203.1804	111,69
18,0	1320	1180	1	203.1805	275,20
20,0	320	200	1	203.2001	80,76
20,0	520	400	1	203.2002	97,29
20,0	720	600	1	203.2003	128,04
20,0	920	800	1	203.2004	134,20
20,0	1320	1200	1	203.2005	276,00
22,0	320	200	1	203.2201	86,78
22,0	520	400	1	203.2202	101,07
22,0	720	600	1	203.2203	122,45
22,0	920	800	1	203.2204	146,64
22,0	1320	1200	1	203.2205	289,45
24,0	320	200	1	203.2401	93,76
24,0	520	400	1	203.2402	111,64
25,0	320	200	1	203.2501	95,73
25,0	520	400	1	203.2502	108,67
25,0	720	600	1	203.2503	129,50
25,0	920	800	1	203.2504	169,26

d ₁	l ₁	l ₂	pcs/PU	Item no.	€/ PU
25,0	1320	1200	1	203.2505	316,29
26,0	520	400	1	203.2602	119,81
28,0	370	250	1	203.2801	110,21
28,0	570	450	1	203.2802	126,89
28,0	670	550	1	203.2803	165,28
28,0	920	800	1	203.2804	194,14
28,0	1320	1200	1	203.2805	331,34
30,0	370	250	1	203.3001	121,53
30,0	570	450	1	203.3002	146,64
30,0	720	600	1	203.3002L	198,82
30,0	920	800	1	203.3003	206,09
32,0	370	250	1	203.3201	125,98
32,0	570	450	1	203.3202	152,82
32,0	720	600	1	203.3202L	208,41
32,0	920	800	1	203.3203	220,93
32,0	1320	1200	1	203.3205	328,62
35,0	370	250	1	203.3501	140,17
35,0	570	450	1	203.3502	169,00
35,0	670	550	1	203.3503	197,24
35,0	920	800	1	203.3504	267,96
35,0	1320	1200	1	203.3505	353,89
37,0	370	250	1	203.3701	167,46
38,0	570	450	1	203.3802	204,53
38,0	720	600	1	203.3803	299,00
38,0	920	800	1	203.3804	314,88
40,0	370	250	1	203.4001	212,48
40,0	570	450	1	203.4002	251,13
40,0	720	600	1	203.4003	360,85
40,0	920	800	1	203.4004	326,60
40,0	1320	1200	1	203.4005	399,78
45,0	570	450	1	203.4502	299,63
45,0	920	800	1	203.4504	375,35
50,0	570	450	1	203.5002	340,99
52,0	570	450	1	203.5202	401,67



Universal tool system combinable with all popular chuck systems thanks to DreConnect extension shafts and various drilling tools.


Secure, fast connection thanks to double-sided SDS-max chuck between the tool and the extension shank.

Two clicks – and the tool is the required working length.

No energy loss normally encountered in conventional adapter systems and full transmission of energy to the drill bit tip.

No weak points and therefore no breakages due to excessive strain in the coupling area.

High cost-effectiveness, as only one short standard drill bit is required per tool type and diameter.



Nr.	A ₁	A ₂	l ₁	pcs/PU	Item no.	€/PU
1	SDS-max	SDS-max	190	1	209.0001	222,23
2	SDS-max	SDS-max	320	1	209.0010	42,97
2	SDS-max	SDS-max	750	1	209.0012	53,84
2	SDS-max	SDS-max	1100	1	209.0014	72,76
3	SDS-plus	SDS-max	320	1	209.0030	47,26
3	SDS-plus	SDS-max	750	1	209.0032	60,14
4	Spline	SDS-max	320	1	209.0040	53,28
4	Spline	SDS-max	750	1	209.0042	67,02
5	Hex. 13	SDS-max	750	1	209.0052	69,90
6	Hex. 19	SDS-max	750	1	209.0062	69,90

206

Dust-free hammer drill bit, SDS-plus



Execution: Dust-free drill bit with SDS-plus shank (ø10mm) and integrated dust-extraction. PGM certified one-piece solid carbide insert with two cutting edges and special centering tip, made of high-grade alloyed steel and carbide with the latest and unique geometries.

Supplied with mounted adapter!

Application: Excellent for drilling accurate and precise round holes in concrete and natural stone, suitable for reinforced concrete and solid brick.

d ₁	l ₁	l ₂	pcs/PU	Item no.	€ / PU
12	330	200	1	206.1121	62,73
14	360	240	1	206.1141	65,95

d ₁	l ₁	l ₂	pcs/PU	Item no.	€ / PU
16	360	240	1	206.1161	69,44
18	360	240	1	206.1181	82,79

Dust-free hammer drill bit, SDS-max



Execution: Dust-free drill bit with SDS-max shank (ø18mm) and integrated dust-extraction. PGM certified three-pieced carbide insert with two cutting edges and special centering tip, made of high-grade alloyed steel and carbide with the latest and unique geometries.


Supplied with mounted adapter!

Application: Excellent for drilling accurate and precise round holes in concrete and natural stone, suitable for reinforced concrete and solid brick.

d ₁	l ₁	l ₂	pcs/PU	Item no.	€ / PU
16	600	400	1	206.6161	143,80
18	600	400	1	206.6181	150,20
20	600	400	1	206.6201	152,78
22	600	400	1	206.6221	155,99
24	600	400	1	206.6241	160,94
25	600	400	1	206.6251	162,08
28	600	400	1	206.6281	181,55

d ₁	l ₁	l ₂	pcs/PU	Item no.	€ / PU
28	900	700	1	206.6282	254,16
30	600	400	1	206.6301	187,95
30	900	700	1	206.6302	262,89
32	600	400	1	206.6321	196,36
32	900	700	1	206.6322	275,96
35	600	400	1	206.6351	202,18
35	900	700	1	206.6352	284,10

Hammer drill bit, SDS-plus V-Breaker with depth stop




Execution: Hammer drill with SDS-plus connection (ø10mm), special core-reinforced spiral and carbide tip with uniquely designed geometry.

Application: For drilling of all sorts of stone and concrete, including reinforced concrete and natural stone or rock with a maximum depth of 33mm.

d ₁	l ₁	l ₂	pcs/PU	Item no.	€ / PU
6,0	110	33	1	211.0600	10,56
10,0	110	33	1	211.1000	14,40

205

Concrete core cutter, SDS-max



Execution: Easy centring and pilot drilling, fast drilling speeds thanks to chisel-shaped carbide teeth, additional rake teeth to clear-out the entire core diameter, high-volume debris flutes, innovative one-piece design to maximize energy transfer without damping losses, low-weight and low-vibration.

Application: For drilling straight holes with a flat base in all sorts of stone and concrete, including reinforced concrete and natural stone or rock.

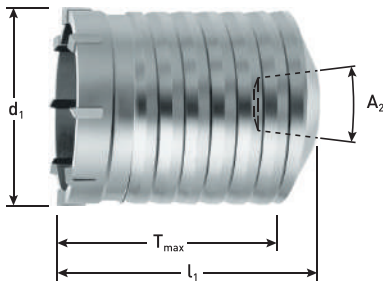
ø40-55 : 5 kgs class hammer drills
ø65-80 : 7-11 kgs class hammer drills

d ₁	l ₁	l ₂	pcs/PU	Item no.	€ / PU
40	310	80	1	205.4001	244,38
40	550	80	1	205.4002	302,04
45	550	80	1	205.4502	306,25
45	990	80	1	205.4503	363,33
55	550	80	1	205.5502	347,49

d ₁	l ₁	l ₂	pcs/PU	Item no.	€ / PU
55	990	80	1	205.5503	409,39
65	550	80	1	205.6502	380,44
65	990	80	1	205.6503	442,16
80	550	80	1	205.8002	422,94
80	990	80	1	205.8003	549,23

207

Hollow hammer core bit



Execution: Hollow hammer core bit with cone 1:8 connector, robust and stable design.

Application: For heavy-duty applications on stone, masonry, concrete, natural stone or rock.

d ₁	l ₁	T _{max}	A ₂	pcs/PU	Item no.	€ / PU
35	100	75	1:8	1	207.0350	137,57
40	100	75	1:8	1	207.0400	145,13
45	100	75	1:8	1	207.0450	156,07
50	100	75	1:8	1	207.0500	160,96
60	100	75	1:8	1	207.0600	181,93
65	100	75	1:8	1	207.0650	197,48

d ₁	l ₁	T _{max}	A ₂	pcs/PU	Item no.	€ / PU
68	100	75	1:8	1	207.0680	237,39
80	100	75	1:8	1	207.0800	264,73
90	100	75	1:8	1	207.0900	287,81
100	100	75	1:8	1	207.1000	327,55
125	100	75	1:8	1	207.1250	404,15

Accessories




d ₁	l ₁	A ₃	pcs/PU	Item no.	€ / PU
11	120	1:20	1	207.5002	13,49
10	150	1:20	1	207.5003	14,31
10	225	1:20	1	207.5005	19,53



Execution: Drill drift, according to DIN 317 for morse-taper shanks according to DIN 228-B, made of hardened steel, passivated.

Type	Suitable for	l ₁	pcs/PU	Item no.	€ / PU
Nr. 1	MT 1 + 2	140	1	180.9001	11,31




1

2

Nr.	A ₁	A ₂	A ₃	l ₁	pcs/PU	Item no.	€ / PU
1	SDS-plus	1:8	1:20	115	1	207.5006	56,52
2	SDS-max	1:8	1:20	180	1	207.5008	68,79
2	SDS-max	1:8	1:20	450	1	207.5009	106,78

208 Hollow hammer core bit, "light"



Execution: Hollow hammer core bit with M16 connector. Low-weight execution for use in hammer drills up to 4 kgs.

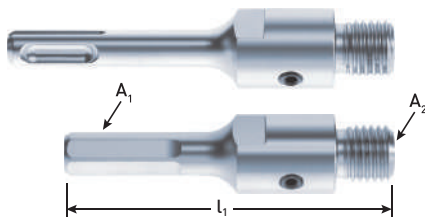
Application: For applications on limestone, aerated concrete and natural stone or rock.

d ₁	T _{max}	pcs/PU	Item no.	€ / PU
30 *	50	1	208.0300	74,78
40 *	50	1	208.0400	87,31

d ₁	T _{max}	pcs/PU	Item no.	€ / PU
68 *	50	1	208.0680	97,12
100 *	50	1	208.1000	148,06

* Phase-out item, available until stock has depleted

Accessories




Nr.	A ₁	A ₂	l ₁	pcs/PU	Item no.	€ / PU
1	SDS-plus	M16	105	1	208.5006	32,46
1	SDS-plus	M16	220	1	208.5007	46,98
1	SDS-plus	M16	350	1	208.5008	66,70
2	Hex. 11	M16	220	1	208.5011	29,64



Description	d ₁	l ₁	pcs/PU	Item no.	€ / PU
TCT pilot drill bit	8,0	120	1	210.5008	7,22

220

Super-Concrete drill bit, in EV-pack



Execution: Made of high-alloy Cr-Va-steel. Ground special flute geometry for high speed drilling and excellent debris evacuation. The soldering of the carbide insert is temperature resistant up to 1.000 °C. All drill bits larger than diameter 13mm with reduced shank ø13mm

Application: For all (hammer) drilling applications in stone and concrete.

d ₁	l ₁	l ₂	pcs/PU	Item no.	€ / PU
3	70	40	1	220.0300	2,96
4	75	50	1	220.0400	3,14
5	85	50	1	220.0500	3,25
5	150	115	1	220.0501	4,89
5,5 *	85	50	1	220.0550	3,31
6	100	60	1	220.0600	3,29
6	150	115	1	220.0601	5,42
7	100	60	1	220.0700	3,86
7 *	150	115	1	220.0701	6,16
8	120	80	1	220.0800	4,32
8	200	160	1	220.0801	6,71

d ₁	l ₁	l ₂	pcs/PU	Item no.	€ / PU
10	120	80	1	220.1000	5,85
10	200	160	1	220.1001	9,17
10 *	400	360	1	220.1002	11,02
12	150	110	1	220.1200	8,37
12	200	160	1	220.1201	11,67
14	150	110	1	220.1400	11,38
14 *	600	560	1	220.1403	22,85
15 *	150	115	1	220.1500	14,06
16	150	110	1	220.1600	15,59
22	400	360	1	220.2201	42,87

* Phase-out item, available until stock has depleted

900

Super-Concrete drill bit set, in metal cassette



Execution: Made of high-alloy Cr-Va-steel. Ground special flute geometry for high speed drilling and excellent debris evacuation. The soldering of the carbide insert is temperature resistant up to 1.000 °C.

Application: For all (hammer) drilling applications in stone and concrete.

Description	Type	Content	pcs/PU	Item no.	€ / PU
7 pc Super-Concrete drill bit set	220	ø4, 5, 8, 10 and 12 / 1 pc each ø6 / 2 pcs	1	900.1005	38,17

225 Stone drill bit, in EV-pack



Execution: Flute with half-round profile for optimized debris evacuation. All drill bit >ø13mm are standard with a reduced shank ø13mm.

Application: For all (hammer) drilling applications in brick, stone and natural stone.

d ₁	l ₁	l ₂	pcs/PU	Item no.	€ / PU
3	60	30	1	225.0300	1,59
4	75	40	1	225.0400	1,59
5	85	50	1	225.0500	1,70
6	100	60	1	225.0600	1,84
6	400	300	1	225.0602	7,63
7	100	60	1	225.0700	1,87
8	120	80	1	225.0800	2,27
8	400	300	1	225.0802	7,95
9	120	80	1	225.0900	2,73
10	120	80	1	225.1000	2,97
10	400	300	1	225.1002	9,08
11	150	85	1	225.1100	3,85

d ₁	l ₁	l ₂	pcs/PU	Item no.	€ / PU
12	150	85	1	225.1200	4,55
12	400	300	1	225.1202	9,59
14	150	95	1	225.1400	4,75
14	400	300	1	225.1401	13,44
16	150	95	1	225.1600	6,47
16	400	300	1	225.1601	16,97
18	400	300	1	225.1801	19,68
20	160	105	1	225.2000	10,67
20	400	300	1	225.2001	24,97
22	160	100	1	225.2200	9,43
22	400	300	1	225.2201	32,16

900 Stone drill bit set, in PVC cassette



Execution: Flute with half-round profile for optimized debris evacuation.

Application: For all (hammer) drilling applications in brick, stone and natural stone.

Description	Type	Content	pcs/PU	Item no.	€ / PU
5 pc stone drill bit set	225	ø4, 5, 6, 8 and 10 / 1 pc each	1	900.1040	9,66


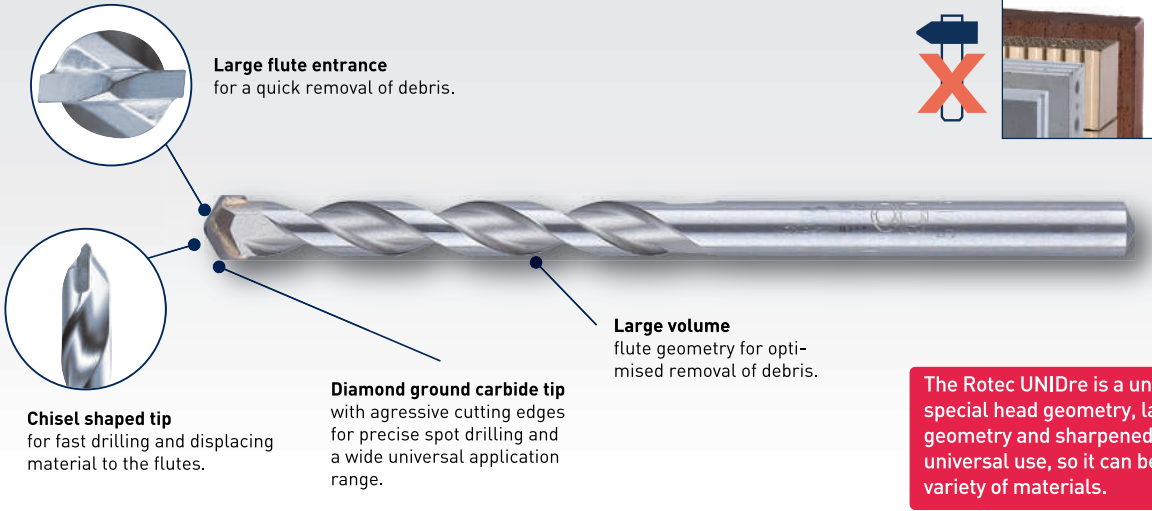
Drill bit set type '100', '225'and '235' in ABS cassette



Execution: Set with twisted drill bits for metal (type '100'), wood (type '235') and stone (type '225') in a handy impact-resistant ABS cassette.

Description	Type	Content	pcs/PU	Item no.	€ / PU
18 pc combi jobber drill bit set	100	ø3, 4, 5, 6, 8 and 10mm / 1 pc each	1	900.1059	32,71
	225	ø3, 4, 5, 6, 8 and 10mm / 1 pc each			
	235	ø3, 4, 5, 6, 8 and 10mm / 1 pc each			

226 UNIDre multi-functional drill bit




Execution: UNIDre - Multifunctional drill bit with special ground carbide drill tip. **Only for drilling without hammering!** Ideal for cordless drills; up to 40% more holes per battery charge. All drill bit >ø13mm are standard with a reduced shank ø13mm.

Application: Masonry, tiles (max core hardness 8), wood, particle board, metal, plastics. Ideal for chip-free and precise drilling operations in tiles.

d ₁	l ₁	l ₂	pcs/PU	Item no.	€ / PU
3	70	40	10	226.3030	51,20
4	75	40	10	226.3040	50,20
5	85	45	10	226.3050	49,30
6	100	50	10	226.3060	52,50

d ₁	l ₁	l ₂	pcs/PU	Item no.	€ / PU
8	120	70	10	226.3080	59,50
10	120	70	10	226.3100	67,20
12	150	90	10	226.3120	92,70

UNIDre multi-functional drill bit, in EV-pack



Execution: UNIDre - Multifunctional drill bit with special ground carbide drill tip. **Only for drilling without hammering!** Ideal for cordless drills; up to 40% more holes per battery charge. All drill bit >ø13mm are standard with a reduced shank ø13mm.

Application: Masonry, tiles (max core hardness 8), wood, particle board, metal, plastics. Ideal for chip-free and precise drilling operations in tiles.

d ₁	l ₁	l ₂	pcs/PU	Item no.	€ / PU
3	70	40	1	226.0300	5,68
4	75	40	1	226.0400	5,57
5	85	45	1	226.0500	5,47
6	100	50	1	226.0600	5,83
6	150	90	1	226.0601	6,38
6	200	140	1	226.0602	7,46
8	120	70	1	226.0800	6,61

d ₁	l ₁	l ₂	pcs/PU	Item no.	€ / PU
8	260	200	1	226.0801	8,18
10	120	70	1	226.1000	7,46
10	260	200	1	226.1001	9,48
12	150	90	1	226.1200	10,29
12	260	200	1	226.1201	11,58
14	260	200	1	226.1400	15,85

900

UNIDre drill bit set, in metal cassette

ROTEC®




Execution: UNIDre - Multifunctional drill bit with special ground carbide drill tip. **Only for drilling without hammering!** Ideal for cordless drills; up to 40% more holes per battery charge.

Application: Masonry, tiles (max core hardness 8), wood, particle board, metal, plastics. Ideal for chip-free and precise drilling operations in tiles.

Description	Type	Content	pcs/PU	Item no.	€ / PU
7 pc UNIDre drill bit set	226	ø4, 5, 8, 10 and 12 / 1 pc each ø6 / 2 pcs	1	900.1006	55,83

UNIDre multi-functional drill bit, with bit shank, in EV-pack

ROTEC®



Execution: UNIDre - Multifunctional drill bit with special ground carbide drill tip. **Only for drilling without hammering!** Ideal for cordless drills; up to 40% more holes per battery charge. Shank according to DIN 3126-E-1/4".


Application: Masonry, tiles (max core hardness 8), wood, particle board, metal, plastics. Ideal for chip-free and precise drilling operations in tiles.

d ₁	l ₁	l ₂	pcs/PU	Item no.	€ / PU
4	90	45	1	226.6040	7,03
5	100	50	1	226.6050	7,15
6	100	50	1	226.6060	7,46
8	120	60	1	226.6080	10,07
10	120	60	1	226.6100	10,90

226

UNIDre multi-functional drill bit, with bit shank

ROTEC®



Execution: UNIDre - Multifunctional drill bit with special ground carbide drill tip. **Only for drilling without hammering!** Ideal for cordless drills; up to 40% more holes per battery charge. Shank according to DIN 3126-E-1/4".

Application: Masonry, tiles (max core hardness 8), wood, particle board, metal, plastics. Ideal for chip-free and precise drilling operations in tiles.

d ₁	l ₁	l ₂	pcs/PU	Item no.	€ / PU
4	90	45	10	226.8040	63,30
5	100	50	10	226.8050	64,40
6	100	50	10	226.8060	67,20
8	120	60	10	226.8080	90,70
10	120	60	10	226.8100	98,10

900

UNIDre drill bit set, with bit shank, in ABS-cassette

ROTEC®



Execution: UNIDre - Multifunctional drill bit with special ground carbide drill tip. **Only for drilling without hammering!** Ideal for cordless drills; up to 40% more holes per battery charge. Shank according to DIN 3126-E-1/4".

Application: Masonry, tiles (max core hardness 8), wood, particle board, metal, plastics. Ideal for chip-free and precise drilling operations in tiles.

Description	Type	Content	pcs/PU	Item no.	€ / PU
4 pc UNIDre drill bit set	226	ø4, 5, 6, and 8 / 1 pc each	1	900.1008	31,71

228

Extreme tile drill bit, in EV-pack

ROTEC®



Execution: Tile drill bit with extremely sharp ground carbide tip geometry. Extremely heat resistant, a genuine problem solver, widely applicable. **Not suited for hammering!** Ideal for cordless drills.

Application: Extremely hard tiles, ceramics, plastics, wood, sheet metal, glass, etc. Ideal for drilling composite materials.

d ₁	l ₁	l ₂	pcs/PU	Item no.	€ / PU
4	85	50	1	228.0400	22,77
5	85	50	1	228.0500	24,15
6	100	65	1	228.0600	25,28
8	125	75	1	228.0800	31,37
10	150	90	1	228.1000	38,14

229

Glass drill bit, in EV-pack

ROTEC®



Execution: Drill bit with carbide tip, delivers excellent performance in glass thanks to its special geometric shape. Low rpm and cooling with turpentine or water will improve the drilling results significantly.

Application: For use on glass, tiles, ceramics, mirror glass and porcelain.

d ₁	l ₁	d ₂	pcs/PU	Item no.	€ / PU
3,0	58	2,7	1	229.0300	5,89
4,0	64	3,2	1	229.0400	7,34
5,0	70	4,0	1	229.0500	7,77
6,0	76	4,7	1	229.0600	8,36
8,0	83	6,2	1	229.0800	11,07
10,0	90	7,4	1	229.1000	12,69
12,0	97	10,0	1	229.1200	15,59

900

Glass drill bit set, in ABS-cassette

ROTEC®



NEW




Execution: Drill bit with carbide tip, delivers excellent performance in glass thanks to its special geometric shape. Low rpm and cooling with turpentine or water will improve the drilling results significantly.

Application: For use on glass, tiles, ceramics, mirror glass and porcelain.


Description	Type	Content	pcs/PU	Item no.	€ / PU
4 pc Glass drill bit set	229	ø4, 5, 6, and 8 / 1 pc each	1	900.1009	31,09

214


Chisels, SDS-plus, OPTI-LINE



Description	B (mm)	L (mm)	pcs/PU	Item no.	€ / PU
Point chisel	-	250	1	214.0005	10,95



Description	B (mm)	L (mm)	pcs/PU	Item no.	€ / PU
Flat chisel	20	250	1	214.0010	10,95



Description	B (mm)	L (mm)	pcs/PU	Item no.	€ / PU
Spade chisel	40	250	1	214.0015	14,95



SDS-plus Chisel set, OPTI-LINE



Description	Content	pcs/PU	Item no.	€ / PU
3 pc chisel set OPTI-LINE, in box	1x point chisel, 250 mm 1x Flat chisel, 20x250 1x Spade chisel, 40x250 mm	1	214.9000	29,95




Maximized production
Optimized transfer of power to the tip of the chisel, work can be done more efficient, faster and without unwanted stops.

SDS-plus
Pointed chisel
**Tool life
+200%**

Longer working area

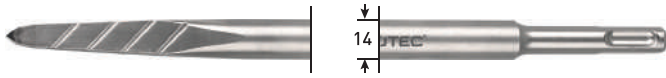
These new generation chisels are made with a longer working area that contributes considerably to a longer tool life without re-sharpening.



Optimized design
Thanks to the new and optimized design friction is reduced and the chance of getting stuck is minimized.

SDS-plus
Flat chisel
**Tool life
+115%**

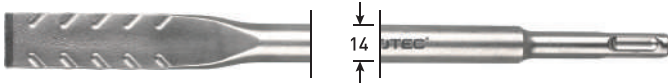
The new 'V-Breaker' chisel is a top of the line PREMIUM product. Thanks to the self sharpening properties, no valuable time is lost on re-sharpening and a high and constant level of production are guaranteed.



Execution:

These new generation "V-Breaker" chisels with longer and self sharpening working area, a new and optimized design to reduce friction and jamming and due to the optimized transfer of power to the tip of the chisel, work can be done more efficient, faster and without unwanted stops.


Description	B (mm)	L (mm)	pcs/PU	Item no.	€ / PU
Point chisel 'V-Breaker'	-	250	1	215.0106	20,94



Execution:

These new generation "V-Breaker" chisels with longer and self sharpening working area, a new and optimized design to reduce friction and jamming and due to the optimized transfer of power to the tip of the chisel, work can be done more efficient, faster and without unwanted stops.


Description	B (mm)	L (mm)	pcs/PU	Item no.	€ / PU
Flat chisel 'V-Breaker'	20	250	1	215.0111	20,94



Execution:

These new generation "V-Breaker" chisels with longer and self sharpening working area, a new and optimized design to reduce friction and jamming and due to the optimized transfer of power to the tip of the chisel, work can be done more efficient, faster and without unwanted stops.

Description	B (mm)	L (mm)	pcs/PU	Item no.	€ / PU
Spade chisel 'V-Breaker'	40	250	1	215.0115	29,98

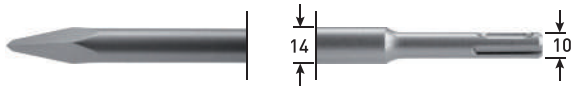


Execution:

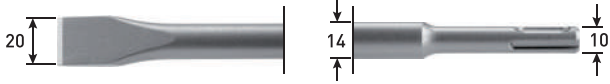
These new generation "V-Breaker" chisels with longer and self sharpening working area, a new and optimized design to reduce friction and jamming and due to the optimized transfer of power to the tip of the chisel, work can be done more efficient, faster and without unwanted stops.

Description	B (mm)	L (mm)	pcs/PU	Item no.	€ / PU
Angled tile chisel 'V-Breaker'	50	250	1	215.0116	43,89
Angled tile chisel 'V-Breaker'	75	165	1	215.0118	35,23

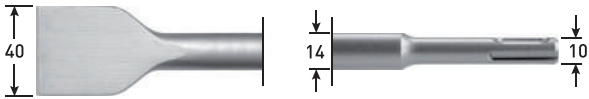
Chisels, SDS-plus




Description	B (mm)	L (mm)	pcs/PU	Item no.	€ / PU
Point chisel	-	250	1	215.0005	13,08




Description	B (mm)	L (mm)	pcs/PU	Item no.	€ / PU
Flat chisel	20	250	1	215.0010	13,08




Description	B (mm)	L (mm)	pcs/PU	Item no.	€ / PU
Spade chisel	40	250	1	215.0015	21,61




Description	B (mm)	L (mm)	pcs/PU	Item no.	€ / PU
Angled spade chisel	40	250	1	215.0016	23,03



Description	B (mm)	L (mm)	pcs/PU	Item no.	€ / PU
Scaling chisel	60	250	1	215.0017	60,49




Description	B (mm)	L (mm)	pcs/PU	Item no.	€ / PU
Angled scaling chisel	60	250	1	215.0018	62,88




Application: For gouging narrow channels in concrete.

Description	B (mm)	L (mm)	pcs/PU	Item no.	€ / PU
Hollow gouge	22	250	1	215.0020	41,78



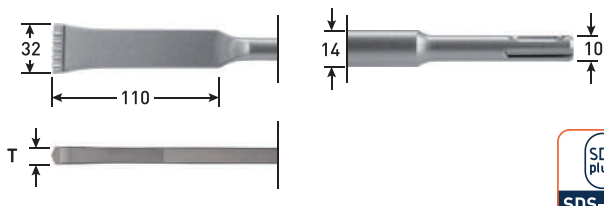
Application: For working sand-lime brick, brick and pumice. Ideal for variable channel depths due to sliding guides and subsequent chiselling of junction boxes and power outlets without any changing of tools.

Description	B (mm)	L (mm)	pcs/PU	Item no.	€ / PU
Channel chisel	22	250	1	215.0025	82,42




Execution: Carbide toothed flat chisel for facing concrete surfaces. This chisel is not for removing (intact) bricks and/or joints. For joint chisels refer to group '216'. With regard to tool life, this chisel is without warranty.

Description	T	B (mm)	L (mm)	pcs/PU	Item no.	€ / PU
Carbide toothed chisel	10	32	125	1	215.0030	164,16




Execution: Carbide toothed flat chisel for facing concrete surfaces. This chisel is not for removing (intact) bricks and/or joints. For joint chisels refer to group '216'. With regard to tool life, this chisel is without warranty.

Description	T	B (mm)	L (mm)	pcs/PU	Item no.	€ / PU
Carbide toothed sl. chisel	10	32	200	1	215.0035	164,16



Application: Flat chisel for the most common kinds of wood.

Description	B (mm)	L (mm)	pcs/PU	Item no.	€ / PU
Wood chisel	10	165	1	215.0040	57,64
Wood chisel	20	175	1	215.0050	61,96
Wood chisel	30	170	1	215.0060	91,28



Execution: Floor scraper with replaceable blade. Replacement set contains one blade and matching fasteners.

Application: For removal of adhesive residues, carpet or cushioned vinyl.

Description	B (mm)	L (mm)	pcs/PU	Item no.	€ / PU
Floor scraper	100	250	1	215.0065	350,45
Replacement set	100		1	215.0066	48,91


SDS-plus Chisel set

Application: Short model for small spaces



Description	Content	pcs/PU	Item no.	€ / PU
3 pc chisel set in container	1x point chisel x 140 1x flat chisel 20 x 140 1x spade chisel 30 x 140	1	215.0100	35,90

**NEXT
GENERATION**



Maximized production
Optimized transfer of power to the tip of the chisel, work can be done more efficient, faster and without unwanted stops.

**SDS-max
Pointed chisel
Tool life
+170%**

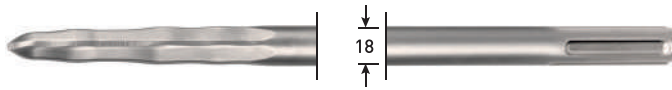
Longer working area
These new generation chisels are made with a longer working area that contributes considerably to a longer tool life without re-sharpening.



Optimized design
Thanks to the new and optimized design friction is reduced and the chance of getting stuck is minimized.

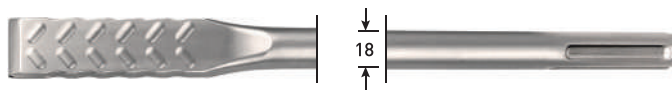
**SDS-max
Flat chisel
Tool life
+125%**

The new 'V-Breaker' chisel is a top of the line PREMIUM product. Thanks to the self sharpening properties, no valuable time is lost on re-sharpening and a high and constant level of production are guaranteed.




Execution: These new generation "V-Breaker" chisels with longer and self sharpening working area, a new and optimized design to reduce friction and jamming and due to the optimized transfer of power to the tip of the chisel, work can be done more efficient, faster and without unwanted stops.

Description	B (mm)	L (mm)	pcs/PU	Item no.	€ / PU
Point chisel 'V-Breaker'	-	280	1	215.1105	32,39
Point chisel 'V-Breaker'	-	400	1	215.1108	34,96




Execution: These new generation "V-Breaker" chisels with longer and self sharpening working area, a new and optimized design to reduce friction and jamming and due to the optimized transfer of power to the tip of the chisel, work can be done more efficient, faster and without unwanted stops.

Description	B (mm)	L (mm)	pcs/PU	Item no.	€ / PU
Flat chisel 'V-Breaker'	25	280	1	215.1113	32,39
Flat chisel 'V-Breaker'	25	400	1	215.1112	34,96



Execution: These new generation "V-Breaker" chisels with longer and self sharpening working area, a new and optimized design to reduce friction and jamming and due to the optimized transfer of power to the tip of the chisel, work can be done more efficient, faster and without unwanted stops.


Description	B (mm)	L (mm)	pcs/PU	Item no.	€ / PU
Spade chisel 'V-Breaker'	50	380	1	215.1115	47,54




Execution: These new generation "V-Breaker" chisels with longer and self sharpening working area, a new and optimized design to reduce friction and jamming and due to the optimized transfer of power to the tip of the chisel, work can be done more efficient, faster and without unwanted stops.

Description	B (mm)	L (mm)	pcs/PU	Item no.	€ / PU
Angled tile chisel 'V-Breaker'	50	380	1	215.1116	59,79


Chisels, SDS-max




Description	B (mm)	L (mm)	pcs/PU	Item no.	€ / PU
Point chisel	-	280	1	215.1005	18,57
Point chisel	-	400	1	215.1006	20,35
Point chisel	-	600	1	215.1007	27,92




Description	B (mm)	L (mm)	pcs/PU	Item no.	€ / PU
Flat chisel	25	280	1	215.1010	18,57
Flat chisel	25	400	1	215.1011	20,35
Flat chisel	25	600	1	215.1012	27,92




Description	B (mm)	L (mm)	pcs/PU	Item no.	€ / PU
Spade chisel	50	360	1	215.1015	33,88




Description	B (mm)	L (mm)	pcs/PU	Item no.	€ / PU
Wide spade chisel	80	300	1	215.1017	42,24



Description	B (mm)	L (mm)	pcs/PU	Item no.	€ / PU
Wide spade chisel	115	350	1	215.1018	127,07



Description	B (mm)	L (mm)	pcs/PU	Item no.	€ / PU
Angled tile chisel	50	300	1	215.1025	59,85



Description	B (mm)	L (mm)	pcs/PU	Item no.	€ / PU
Angled spade chisel	80	300	1	215.1027	49,83



Application: For gouging narrow channels in concrete.

Description	B (mm)	L (mm)	pcs/PU	Item no.	€ / PU
Hollow gouge chisel	26	300	1	215.1045	46,44



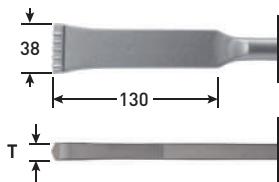
Application: For gouging channels in masonry, e.g. bricks, sand-lime brick.

Description	B (mm)	L (mm)	pcs/PU	Item no.	€ / PU
Channel chisel	32	300	1	215.1050	81,53



Application: For working sand-lime brick, brick and pumice. Ideal for variable channel depths due to sliding guides and subsequent chiselling of junction boxes and power outlets without any changing of tools.

Description	B (mm)	L (mm)	pcs/PU	Item no.	€ / PU
Channel chisel	35	380	1	215.1055	176,40



Execution: Carbide toothed slotting chisel for removing (intact) bricks and/or seams. On these chisels is no warranty with regard to tool life.

Description	T	B (mm)	L (mm)	pcs/PU	Item no.	€ / PU
TCT slotting chisel	10	38	280	1	215.1060	191,70



Application: For use in road construction and hard soil, for renovating asphalt surfaces. Do not use on concrete!


Description	B (mm)	L (mm)	pcs/PU	Item no.	€ / PU
Asphalt cutter	90	400	1	215.1070	124,53



Application: For general garden and landscaping work, for digging in clay, compacted gravel and mud. Do not use on concrete!


Description	B (mm)	L (mm)	pcs/PU	Item no.	€ / PU
Pointed spade	110	400	1	215.1075	147,14





Application: For general garden and landscaping work, for digging in clay, compacted gravel and mud. Do not use on concrete!

Description	B (mm)	L (mm)	pcs/PU	Item no.	€ / PU
Clay spade	135	400	1	215.1030	194,00




Application: For roughing work when renovating concrete and asphalt.

Description	B (mm)	L (mm)	pcs/PU	Item no.	€ / PU
One piece bushing tool	45x45	240	1	215.1080	195,17



Application: For mechanical driving of nails into the ground, e.g. for lightning arresters.

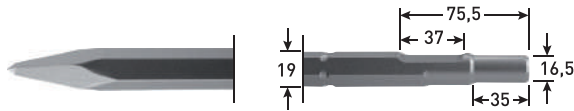
Description	D ₁	D ₂	L (mm)	pcs/PU	Item no.	€ / PU
Electrode driver	13	26	260	1	215.1085	99,50
Electrode driver	16.5	26	260	1	215.1087	99,50




Execution: Floor scraper with replaceable blade.
Application: Replacement set contains one blade and matching fasteners. For wide removal of adhesive residues, for removal of carpet or cushioned vinyl.

Description	B (mm)	L (mm)	pcs/PU	Item no.	€ / PU
Floor scraper	152	630	1	215.1090	503,00
Replacement set	152		1	215.1091	124,57


Chisels, hex. 19mm / ø16,5x35



Description	B (mm)	L (mm)	pcs/PU	Item no.	€ / PU
Pointed chisel	-	300	1	215.3005	30,36
Pointed chisel	-	400	1	215.3006	37,38

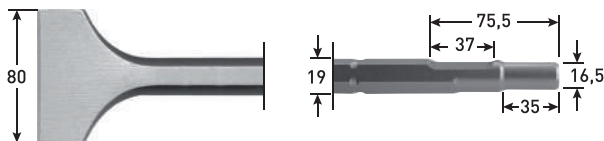


Description	B (mm)	L (mm)	pcs/PU	Item no.	€ / PU
Flat chisel	25	300	1	215.3010	29,81
Flat chisel	25	400	1	215.3011	35,39
Flat chisel	25	450	1	215.3012	37,02




Application: For gouging narrow channels in concrete.

Description	B (mm)	L (mm)	pcs/PU	Item no.	€ / PU
Hollow gouge chisel	22	250	1	215.3015	43,14



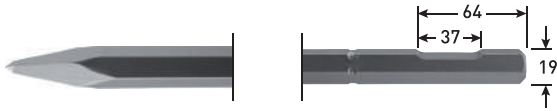
Description	B (mm)	L (mm)	pcs/PU	Item no.	€ / PU
Wide spade chisel	80	300	1	215.3040	69,34



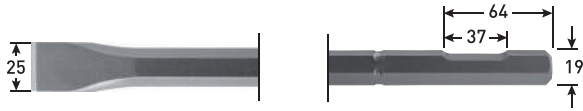
Application: For digging in clay, compacted gravel and mud. Do not use on concrete!

Description	B (mm)	L (mm)	pcs/PU	Item no.	€ / PU
Spade chisel	115	350	1	215.3065	169,08

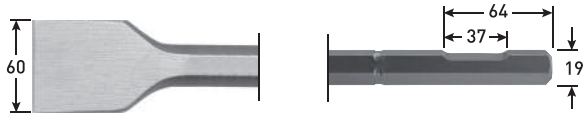
Chisels, hex. 19mm / w. flat




Description	B (mm)	L (mm)	pcs/PU	Item no.	€ / PU
Pointed chisel	-	400	1	215.3506	29,73
Pointed chisel	-	600	1	215.3507	40,60



Description	B (mm)	L (mm)	pcs/PU	Item no.	€ / PU
Flat chisel	25	400	1	215.3511	32,16
Flat chisel	25	600	1	215.3512	41,49




Description	B (mm)	L (mm)	pcs/PU	Item no.	€ / PU
Spade chisel	60	450	1	215.3521	75,04




Application: For use in road construction and hard soil, for renovating asphalt surfaces. Do not use on concrete!

Description	B (mm)	L (mm)	pcs/PU	Item no.	€ / PU
Asphalt cutter	90	400	1	215.3535	146,05


Chisels, hex. 21mm / ø19x61




Description	B (mm)	L (mm)	pcs/PU	Item no.	€/ PU
Pointed chisel	-	300	1	215.4005	36,48
Pointed chisel	-	380	1	215.4006	42,33
Pointed chisel	-	460	1	215.4007	45,84
Pointed chisel	-	600	1	215.4008	55,42



Description	B (mm)	L (mm)	pcs/PU	Item no.	€/ PU
Flat chisel	25	380	1	215.4011	43,50
Flat chisel	25	460	1	215.4012	47,01
Flat chisel	25	600	1	215.4013	58,06

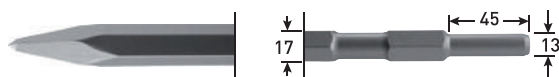


Description	B (mm)	L (mm)	pcs/PU	Item no.	€/ PU
Wide spade chisel	50	300	1	215.4015	51,12

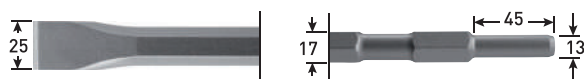


Description	B (mm)	L (mm)	pcs/PU	Item no.	€/ PU
Wide spade chisel	75	300	1	215.4020	65,65

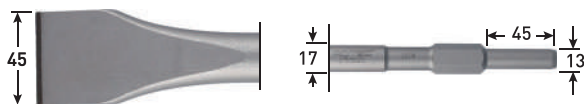
Chisels, hex. 17mm / ø13x45



Description	B (mm)	L (mm)	pcs/PU	Item no.	€/ PU
Pointed chisel	-	280	1	215.5005	14,58

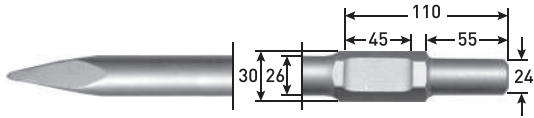


Description	B (mm)	L (mm)	pcs/PU	Item no.	€/ PU
Flat chisel	25	280	1	215.5010	35,66
Flat chisel	25	450	1	215.5011	44,67

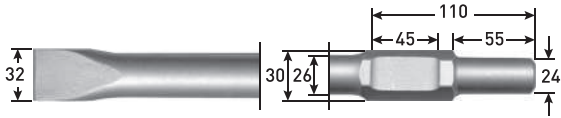


Description	B (mm)	L (mm)	pcs/PU	Item no.	€/ PU
Spade chisel	50	280	1	215.5020	59,58

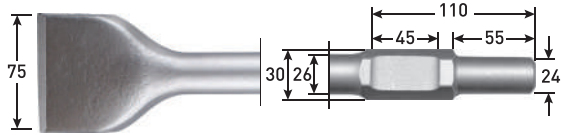
Chisels, hex. 30mm / ø24x55



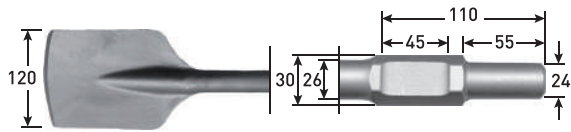
Description	B (mm)	L (mm)	pcs/PU	Item no.	€ / PU
Pointed chisel	-	400	1	215.5205	71,26



Description	B (mm)	L (mm)	pcs/PU	Item no.	€ / PU
Flat chisel	32	400	1	215.5210	72,70




Description	B (mm)	L (mm)	pcs/PU	Item no.	€ / PU
Wide spade chisel	75	400	1	215.5215	160,19



Application: For digging in clay, compacted gravel and mud.
Do not use on concrete!

Description	B (mm)	L (mm)	pcs/PU	Item no.	€ / PU
Clay spade	120	400	1	215.5220	187,01


Chisels, hex. 28mm




Description	B (mm)	L (mm)	pcs/PU	Item no.	€ / PU
Pointed chisel	-	400	1	215.6005	66,22
Pointed chisel	-	500	1	215.6010	82,78



Description	B (mm)	L (mm)	pcs/PU	Item no.	€ / PU
Flat chisel	35	400	1	215.6015	67,19
Flat chisel	35	500	1	215.6016	84,05




Description	B (mm)	L (mm)	pcs/PU	Item no.	€ / PU
Spade chisel	80	400	1	215.6020	157,36




Application: For digging in clay, compacted gravel and mud.
Do not use on concrete!

Description	B (mm)	L (mm)	pcs/PU	Item no.	€ / PU
Clay spade chisel	125	400	1	215.6025	181,10


Chisels, hex. 22mm



Description	B (mm)	L (mm)	pcs/PU	Item no.	€ / PU
Pointed chisel	-	360	1	215.6505	77,52
Pointed chisel	-	500	1	215.6506	93,85



Description	B (mm)	L (mm)	pcs/PU	Item no.	€ / PU
Flat chisel	25	360	1	215.6510	78,41

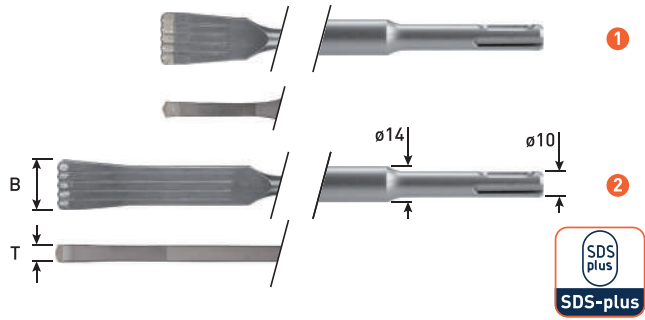


Description	B (mm)	L (mm)	pcs/PU	Item no.	€ / PU
Spade chisel	50	360	1	215.6515	125,91



Description	B (mm)	L (mm)	pcs/PU	Item no.	€ / PU
Wide spade chisel	80	360	1	215.6517	176,92


Carbide toothed slotting chisels, SDS-plus



Application: The carbide toothed slotting chisel is a unique quality tool that, in combination with an electric and/or pneumatic hammer drill, replaces hammer and chisel in: grouting in restoration and renovation and when applying lead strips. The undamaged removal of "whole"bricks from walls, cutting off old tiles and/or removing layers of plaster. Impact energy of the machines up to a maximum of 4.2 Joules.

Nr.	Description	T	B (mm)	L (mm)	pcs/PU	Item no.	€ / PU
1	Carbide toothed slotting chisel	4	32	110	1	216.0005	202,51
1	Carbide toothed slotting chisel	6	32	125	1	216.0010	172,86
2	Carbide toothed slotting chisel	7	32	200	1	216.0020	193,36


Carbide toothed slotting chisels, SDS-max



Application: The carbide toothed slotting chisel is a unique quality tool that, in combination with an electric and/or pneumatic hammer drill, replaces hammer and chisel in: grouting in restoration and renovation and when applying lead strips. The undamaged removal of "whole"bricks from walls, cutting off old tiles and/or removing layers of plaster. Impact energy of the machines up to a maximum of 7.5 Joules.

Nr.	Description	T	B (mm)	L (mm)	pcs/PU	Item no.	€ / PU
1	Carbide toothed slotting chisel	7	38	200	1	216.1010	202,51
2	Carbide toothed slotting chisel	7	36	270	1	216.1020	236,07

Carbide toothed slotting chisels, Atlas Copco hammers



Application: The carbide toothed slotting chisel is a unique quality tool that, in combination with an electric and/or pneumatic hammer drill, replaces hammer and chisel in: grouting in restoration and renovation and when applying lead strips. The undamaged removal of "whole"bricks from walls, cutting off old tiles and/or removing layers of plaster. Maximum pressure: 6 bar

Nr.	Description	T	B (mm)	L (mm)	pcs/PU	Item no.	€ / PU
1	Carbide toothed slotting chisel	6	38	160	1	216.2010	212,30
2	Carbide toothed slotting chisel	7	38	270	1	216.2020	245,50

218 Pointed chisel, octagonal



Steel
45 CrMoV7

DIN
7256

Schank



Execution: Pointed chisel with octagonal shank, according to DIN 7256, made of Chromium-Molybdenum-Vanadium alloy steel (45CrMoV7), entirely and evenly air hardened. Striking head induction tempered to avoid chipping. Working area ground and clear coated, free of burrs.

B (mm)	l ₁	A (mm)	pcs/PU	Item no.	€ / PU
-	200	14	1	218.0001	8,39
-	200	16	1	218.0003	8,39
-	300	16	1	218.0007	10,24
-	350	18	1	218.0011	13,50

Mason chisel, octagonal



Steel
45 CrMoV7

DIN
7254B

Schank



Execution: Stone chisel with octagonal shank, according to DIN 7254-B, made of Chromium-Molybdenum-Vanadium alloy steel (45CrMoV7), entirely and evenly air hardened. Striking head induction tempered to avoid chipping. Working area ground and clear coated, free of burrs.

B (mm)	l ₁	A (mm)	pcs/PU	Item no.	€ / PU
20	200	14	1	218.0101	7,92
23	200	16	1	218.0103	8,94
23	300	16	1	218.0107	10,86
26	400	18	1	218.0113	15,21

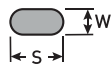
Stone chisel, flat with round edges



Steel
45 CrMoV7

DIN
7254A

Schank



Execution: Stone chisel with flat rounded edge shank, according to DIN 7254-A, made of Chromium-Molybdenum-Vanadium alloy steel (45CrMoV7), entirely and evenly air hardened. Striking head induction tempered to avoid chipping. Working area ground and clear coated, free of burrs.

B (mm)	l ₁	SxW (mm)	pcs/PU	Item no.	€ / PU
25	200	20x12	1	218.0201	8,78
25	250	20x12	1	218.0203	9,51
28	300	23x13	1	218.0205	11,84
28	400	23x13	1	218.0209	14,82

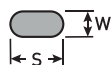
Cold chisel, flat



Steel
45 CrMoV7

DIN
6453

Schank



Execution: Cold chisel with flat rounded edge shank, according to DIN 7253, made of Chromium-Molybdenum-Vanadium alloy steel (45CrMoV7), entirely and evenly air hardened. Striking head induction tempered to avoid chipping. Working area ground and clear coated, free of burrs.

B (mm)	l ₁	SxW (mm)	pcs/PU	Item no.	€ / PU
15	125	14x9	1	218.0303	6,25
18	150	17x11	1	218.0305	6,87
21	175	20x12	1	218.0307	7,70
24	200	23x13	1	218.0309	8,65
25	250	23x13	1	218.0311	10,24
26	300	23x13	1	218.0313	12,31
32	400	26x13	1	218.0315	17,16

Slotting chisel



Steel
45 CrMoV7

Schank

Schank



Execution: Slotting chisel, made of Chromium-Molybdenum-Vanadium alloy steel (45CrMoV7), entirely and evenly air hardened. Striking head induction tempered to avoid chipping. Working area ground and clear coated, free of burrs.

B (mm)	l ₁	A (mm)	SxW (mm)	pcs/PU	Item no.	€ / PU
26	230		26x7	1	218.0501	9,85
26	240		26x7	1	218.0503	10,12
30	230	18		1	218.0505	14,91
30	300	18		1	218.0507	16,26

Electrician's chisel



Execution: Electrician's chisel, with square or octagonal shank, made of Chromium-Molybdenum-Vanadium alloy steel (45CrMoV7), entirely and evenly air hardened. Striking head induction tempered to avoid chipping. Working area ground and clear coated, free of burrs.

B (mm)	l ₁	A (mm)	V (mm)	pcs/PU	Item no.	€ / PU
8	200		8	1	218.0601	5,94
10	200		8	1	218.0603	6,53
10	250		8	1	218.0605	7,19
14	250		10	1	218.0607	8,19
10	250	8		1	218.0611	5,65
12	250	10		1	218.0613	6,29
15	250	12		1	218.0615	7,02

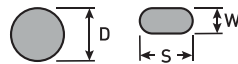
Cold chisel, octagonal



Execution: Cold chisel, with octagonal shank, made of Chromium-Molybdenum-Vanadium alloy steel (45CrMoV7), entirely and evenly air hardened. Striking head induction tempered to avoid chipping. Working area ground and clear coated, free of burrs.

B (mm)	l ₁	A (mm)	pcs/PU	Item no.	€ / PU
10	100	8	1	218.0701	5,47
12	125	10	1	218.0703	5,58
16	150	12	1	218.0705	5,94
22	200	16	1	218.0709	8,03
26	250	18	1	218.0711	11,46

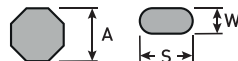
Brick cutting chisel



Execution: Brick cutting chisel with flat rounded edge shank, made of Chromium-Molybdenum-Vanadium alloy steel (45CrMoV7), entirely and evenly air hardened. Striking head induction tempered to avoid chipping. Working area ground and clear coated, free of burrs.

B (mm)	l ₁	D (mm)	SxW (mm)	pcs/PU	Item no.	€ / PU
50	250		23x13	1	218.1101	15,72
60	230		20x12	1	218.1103	16,61
75	230		23x13	1	218.1105	17,43
100	250	25		1	218.1107	26,10

Hand guard



Execution: Rubber hand guard for chisels provide impact protection to the hand. The thick and ergonomically designed handle reduces shocks and vibrations, does not slip, does not fatigue the muscles and provides an excellent firm and steady grip.

A (mm)	SxW (mm)	Item no.	€ / PU
	26x7	218.1201	4,08
	23x13	218.1203	3,99
	20x12	218.1207	4,41
16		218.1204	4,41
18		218.1205	4,41

Cold chisel sets



Execution: Chisels made of Chromium-Molybdenum-Vanadium alloy steel (45CrMoV7), entirely and evenly air hardened. Striking head induction tempered to avoid chipping. Working area ground and clear coated, free of burrs.

Description	Type	Content	pcs/PU	Item no.	€ / PU
6 piece set in metal cassette	218	2x cold chisel (125 and 150) 1x cross-cut chisel (125) 2x drift punch (120x2 and 150x4) 1x centre punch (120x10)	1	218.9001	37,26



Execution: Chisels made of Chromium-Molybdenum-Vanadium alloy steel (45CrMoV7), entirely and evenly air hardened. Striking head induction tempered to avoid chipping. Working area ground and clear coated, free of burrs.

Description	Type	Content	pcs/PU	Item no.	€ / PU
6 piece set in plastic cassette	218	2x cold chisel (125 and 150) 1x cross-cut chisel (125) 2x drift punch (120x2 and 150x4) 1x centre punch (120x10)	1	218.9005	34,23



Execution: Chisels made of Chromium-Molybdenum-Vanadium alloy steel (45CrMoV7), entirely and evenly air hardened. Striking head induction tempered to avoid chipping. Working area ground and clear coated, free of burrs.

Description	Type	Content	pcs/PU	Item no.	€ / PU
6 piece set in plastic tool stand	218	2x cold chisel (125 and 150) 1x cross-cut chisel (125) 2x drift punch (120x2 and 150x4) 1x centre punch (120x10)	1	218.9007	34,15

219 Drift punch



Execution: Drift punch with octagonal shank, according to DIN 6458, made of Chromium-Molybdenum-Vanadium steel (45CrMoV7), entirely and evenly air hardened. Striking head induction tempered to avoid chipping. Working area ground and clear coated, free of burrs.

d ₁	l ₁	A (mm)	pcs/PU	Item no.	€ / PU
2	120	10	1	219.0001	4,03
3	120	10	1	219.0003	4,03
4	120	10	1	219.0005	4,03
5	120	10	1	219.0007	4,03
6	120	10	1	219.0009	4,03
7	120	12	1	219.0011	4,44

Drift punch set



Execution: Drift punches and centre punch with octagonal shank made of Chromium-Molybdenum-Vanadium steel (45CrMoV7), entirely and evenly air hardened. Striking head induction tempered to avoid chipping. Working area ground and clear coated, free of burrs.

Description	Type	Content	pcs/PU	Item no.	€ / PU
6 piece set in plastic tool stand	219	1x drift punch ø2, 3, 4, 5 and 6 x 120 mm 1x centre punch ø4 x 120 mm	1	219.0092	22,50

Execution: Drift punches and centre punch with octagonal shank made of Chromium-Molybdenum-Vanadium steel (45CrMoV7), entirely and evenly air hardened. Striking head induction tempered to avoid chipping. Working area ground and clear coated, free of burrs.



Description	Type	Content	pcs/PU	Item no.	€ / PU
6 piece set in metal cassette	219	1x drift punch ø2, 3, 4, 5 and 6 x 120 mm 1x centre punch ø4 x 120 mm	1	219.0093	26,45

Execution: Drift punches and centre punch with octagonal shank made of Chromium-Molybdenum-Vanadium steel (45CrMoV7), entirely and evenly air hardened. Striking head induction tempered to avoid chipping. Working area ground and clear coated, free of burrs.



Description	Type	Content	pcs/PU	Item no.	€ / PU
6 piece set in plastic cassette	219	1x drift punch ø2, 3, 4, 5 and 6 x 120 mm 1x centre punch ø4 x 120 mm	1	219.0094	26,66

Pin punch



Execution: Pin punch with octagonal shank, according to DIN 6450, made of Chromium-Molybdenum-Vanadium alloy steel (45CrMoV7), entirely and evenly air hardened. Striking head induction tempered to avoid chipping. Working area ground and clear coated, free of burrs.



d ₁	l ₁	A (mm)	pcs/PU	Item no.	€ / PU
2	150	10	1	219.1001	5,94
3	150	10	1	219.1003	5,94
4	150	10	1	219.1005	5,94
5	150	10	1	219.1007	5,94
6	150	10	1	219.1009	5,94
8	150	10	1	219.1013	6,24
8	150	12	1	219.1015	6,74

Pin punch set



Execution: Pin punch with octagonal shank, according to DIN 6450, made of Chromium-Molybdenum-Vanadium alloy steel (45CrMoV7), entirely and evenly air hardened. Striking head induction tempered to avoid chipping. Working area ground and clear coated, free of burrs.

Description	Type	Content	pcs/PU	Item no.	€ / PU
6 piece set in plastic tool stand	219	1x pin punch ø3, 4, 5, 6, 7 and 8 x 150 mm	1	219.1092	30,66



Execution: Pin punch with octagonal shank, according to DIN 6450, made of Chromium-Molybdenum-Vanadium alloy steel (45CrMoV7), entirely and evenly air hardened. Striking head induction tempered to avoid chipping. Working area ground and clear coated, free of burrs.

Description	Type	Content	pcs/PU	Item no.	€ / PU
6 piece set in metal cassette	219	1x pin punch ø3, 4, 5, 6, 7 and 8 x 150 mm	1	219.1093	45,74



Execution: Pin punch with octagonal shank, according to DIN 6450, made of Chromium-Molybdenum-Vanadium alloy steel (45CrMoV7), entirely and evenly air hardened. Striking head induction tempered to avoid chipping. Working area ground and clear coated, free of burrs.

Description	Type	Content	pcs/PU	Item no.	€ / PU
6 piece set in plastic cassette	219	1x pin punch ø3, 4, 5, 6, 7 and 8 x 150 mm	1	219.1094	42,20

Center punch



Execution: Center punch with octagonal shank, according to DIN 7250, made of Chromium-Molybdenum-Vanadium steel (45CrMoV7), entirely and evenly air hardened. Striking head induction tempered to avoid chipping. Working area ground and clear coated, free of burrs.

Steel
45 CrMoV7

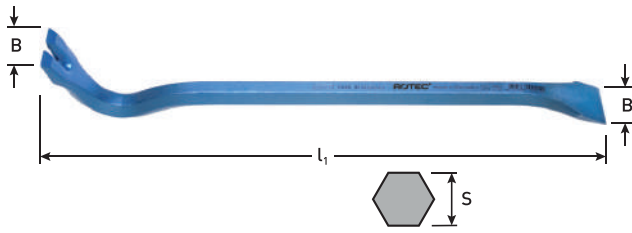
DIN
7250

Schank



d_1	l_1	A (mm)	pcs/PU	Item no.	€ / PU
4	120	10	1	219.2001	4,20
5	120	12	1	219.2003	4,58

Crowbar



B (mm)	l_1	S	pcs/PU	Item no.	€ / PU
32	400	18	1	219.3001	15,11
32	500	18	1	219.3003	15,79
32	600	18	1	219.3005	16,99
32	800	18	1	219.3007	21,47
32	1000	18	1	219.3009	25,48

ROTEC®



Wood drill bits
and router bits

230

Spade drill bit, in EV-pack



Execution: Spade drill bit, with 1/4" hexagonal shank according to DIN 3126-E6.3, ground, hardened, with chip-breaker geometry. Hexagon shank avoids slipping in drill chuck.

Application: For drilling of soft and hard wood, particleboard, gypsum board etc.

d ₁	l ₁	pcs/PU	Item no.	€ / PU
6	152	1	230.0600	4,03
8	152	1	230.0800	4,03
10	152	1	230.1000	4,18
12	152	1	230.1200	4,49
13	152	1	230.1300	4,49
14	152	1	230.1400	4,70
15	152	1	230.1500	5,03
16	152	1	230.1600	5,09
17	152	1	230.1700	5,41
18	152	1	230.1800	5,41
19	152	1	230.1900	5,41
20	152	1	230.2000	5,41

d ₁	l ₁	pcs/PU	Item no.	€ / PU
22	152	1	230.2200	5,92
24	152	1	230.2400	6,43
25	152	1	230.2500	6,84
26	152	1	230.2600	7,34
28	152	1	230.2800	8,37
30	152	1	230.3000	8,77
32	152	1	230.3200	9,07
35	152	1	230.3500	10,61
36	152	1	230.3600	10,61
38	152	1	230.3800	11,82
40	152	1	230.4000	13,05

Spade drill bit, in box



Execution: Spade drill bit, with 1/4" hexagonal shank according to DIN 3126-E6.3, ground, hardened, with chip-breaker geometry. Hexagon shank avoids slipping in drill chuck.

Application: For drilling of soft and hard wood, particleboard, gypsum board etc.

d ₁	l ₁	pcs/PU	Item no.	€ / PU
6	152	10	230.0601	33,98
8	152	10	230.0801	33,98
10	152	10	230.1001	35,84
12	152	10	230.1201	38,58
13	152	10	230.1301	38,58
14	152	10	230.1401	40,43
15	152	10	230.1501	42,78
16	152	10	230.1601	45,89
17	152	10	230.1701	48,60
18	152	10	230.1801	48,60

d ₁	l ₁	pcs/PU	Item no.	€ / PU
19	152	10	230.1901	48,60
20	152	10	230.2001	48,60
22	152	10	230.2201	53,20
24	152	10	230.2401	57,79
25	152	10	230.2501	61,51
26	152	5	230.2601	33,05
28	152	5	230.2801	37,65
30	152	5	230.3001	39,44
32	152	5	230.3201	40,85
35	152	5	230.3501	47,74

900

Spade drill bit set, in wooden case



Execution: Spade drill bits, with 1/4" hexagonal shank according to DIN 3126-E6.3, ground, hardened, with chip-breaker geometry. Hexagon shank avoids slipping in drill chuck.

Application: For drilling of soft and hard wood, particleboard, gypsum board etc.

Description	Type	Content	pcs/PU	Item no.	€ / PU
13 pc spade drill bit set	230	1x ø6, 8, 10, 12, 13, 14, 16, 18, 19, 20, 22, 24 and 25	1	900.1018	40,47

Spade drill bit set, in plastic case



Execution: Spade drill bits, with 1/4" hexagonal shank according to DIN 3126-E6.3, ground, hardened, with chip-breaker geometry. Hexagon shank avoids slipping in drill chuck.

Application: For drilling of soft and hard wood, particleboard, gypsum board etc.

Description	Type	Content	pcs/PU	Item no.	€ / PU
8 pc spade drill bit set	230	ø12, 14, 16, 18, 20, 22, 25 and 32mm / 1 piece each	1	900.1022K	43,42

230


Extension for spade drill bits, quick-lock



Execution: Shank extensions for spade drill bits with 1/4" shank according to DIN 3126-E6.3 and a quick-change-system for easy and quick changing of drill bits.

l ₁	D ₃	pcs/PU	Item no.	€ / PU
150	16	1	230.5000	18,42
300	16	1	230.5001	21,84

Extension for spade drill bits




Execution: Shank extensions for spade drill bits with 1/4" shank according to DIN 3126-E6.3.

l ₁	D ₃	pcs/PU	Item no.	€ / PU
300	16	1	230.5003	17,80

231

Spade drill bit, long, in clip



Execution: Spade drill bit, with 1/4" hexagonal shank according to DIN 3126-E6.3, ground, hardened, with chip-breaker geometry. Hexagon shank avoids slipping in drill chuck.

Application: For drilling of soft and hard wood, particleboard, gypsum board etc.

d ₁	l ₁	pcs/PU	Item no.	€ / PU
6	400	1	231.0600	7,40
8	400	1	231.0800	7,74
10	400	1	231.1000	8,43
12	400	1	231.1200	9,11
14	400	1	231.1400	9,42
16	400	1	231.1600	9,48
18	400	1	231.1800	9,82
19	400	1	231.1900	10,37

d ₁	l ₁	pcs/PU	Item no.	€ / PU
20	400	1	231.2000	10,37
22	400	1	231.2200	12,18
24	400	1	231.2400	12,59
25	400	1	231.2500	13,49
28	400	1	231.2800	15,78
30	400	1	231.3000	16,26
32	400	1	231.3200	17,22
35	400	1	231.3500	18,12

233

Spade drill bit, Heavy-Duty, in clip



DIN 3126 E6.3

Execution: Heavy-duty spade drill bit, with reinforced shank and 1/4" hexagonal drive according to DIN 3126-E6.3, hardened, precision ground, thick blade. Hexagon drive eliminates slipping in drill chuck.

Application: For heavy-duty drilling applications, more resilient to burls and metal parts lodged in the wood.

d ₁	l ₁	pcs/PU	Item no.	€ / PU
6	152	1	233.0600	5,54
8	152	1	233.0800	5,28
10	152	1	233.1000	5,60
12	152	1	233.1200	6,02
13	152	1	233.1300	6,02
14	152	1	233.1400	6,29
16	152	1	233.1600	7,13
18	152	1	233.1800	7,56
19	152	1	233.1900	7,56
20	152	1	233.2000	7,56

d ₁	l ₁	pcs/PU	Item no.	€ / PU
22	152	1	233.2200	8,28
24	152	1	233.2400	8,99
25	152	1	233.2500	9,58
26	152	1	233.2600	10,29
28	152	1	233.2800	11,73
30	152	1	233.3000	12,28
32	152	1	233.3200	12,72
35	152	1	233.3500	14,87
38	152	1	233.3800	16,57
40	152	1	233.4000	18,27

900

Spade drill bit set, Heavy-Duty, in plastic case




Execution: Heavy-duty spade drill bits, with reinforced shank and 1/4" hexagonal drive according to DIN 3126-E6.3, hardened, precision ground, thick blade. Hexagon drive eliminates slipping in drill chuck.

Application: For heavy-duty drilling applications, more resilient to burls and metal parts lodged in the wood.

Description	Type	Content	pcs/PU	Item no.	€ / PU
8 pc spade drill bit set Heavy-Duty	233	ø12, 14, 16, 18, 20, 22, 25 and 32mm / 1 piece each	1	900.1021K	60,03

231

Spade drill bit, adjustable



Execution: Adjustable spade drill bit, all parts hardened and precision ground, 2 exchangeable blades. Round shank with 3 flats to avoid slipping in drill chuck.

Application: For easy and fast drilling of accurate holes in fiberboard, particleboard, pine (standard and permeated), redwood, beech, oak and comparable kinds of wood. Best results with high cutting speeds.

d (min-max)	l ₁	pcs/PU	Item no.	€ / PU
15 - 45	128	1	231.9001	124,95
22 - 75	170	1	231.9002	144,13
70 - 110	170	1	231.9003	264,49
15 - 45	205	1	231.9004	169,05

232

HSS Form work drill bit



Execution: HSS drill bit with excellent results on all materials. Superb chip evacuation up to the end of the flutes.


Application: For drilling of formwork, planking, beams, gypsum, sheet metals, non-ferrous metals, etc.
PS: HSS quality, therefore also suitable as roofers' drill bits.

d ₁	l ₂	l ₁	d ₂	pcs/PU	Item no.	€/PU
6	57	400	5	1	232.0600	12,09
6	57	600	5	1	232.0601	12,94
8	75	400	6	1	232.0800	12,15
8	75	600	6	1	232.0801	13,07
8	75	800	6	1	232.0802	18,75
10	87	400	8	1	232.1000	14,14
10	87	600	8	1	232.1001	15,17
10	87	800	8	1	232.1002	18,75
12	100	400	8	1	232.1200	18,06
12	100	600	8	1	232.1201	19,03
12	100	800	8	1	232.1202	22,77
14	100	400	8	1	232.1400	21,69
14	100	600	8	1	232.1401	22,77

d ₁	l ₂	l ₁	d ₂	pcs/PU	Item no.	€/PU
14	100	800	8	1	232.1402	27,20
16	100	400	10	1	232.1600	25,68
16	100	600	10	1	232.1601	27,15
16	100	800	10	1	232.1602	32,20
18	100	400	10	1	232.1800	30,73
18	100	600	10	1	232.1801	32,54
18	100	800	10	1	232.1802	38,05
20	100	400	10	1	232.2000	39,12
20	100	600	10	1	232.2001	40,84
20	100	800	10	1	232.2002	46,34
22	100	400	10	1	232.2200	52,31
22	100	600	10	1	232.2201	55,15
22	100	800	10	1	232.2202	63,20

235

Lip & spur drill bit, in EV-pack



Execution: Lip & spur drill bit, made of chromium-vanadium steel.

Application: For drilling of soft and hard wood, blockboard and particleboard

d ₁	l ₁	l ₂	d ₂	pcs/PU	Item no.	€/PU
3	61	33	3	1	235.0300	2,11
4	75	43	4	1	235.0400	2,11
5	86	52	5	1	235.0500	2,32
6	93	57	6	1	235.0600	2,32
6	250	200	6	1	235.0602	7,71
7	109	69	7	1	235.0700	2,58

d ₁	l ₁	l ₂	d ₂	pcs/PU	Item no.	€/PU
8	117	75	8	1	235.0800	2,79
8	250	200	8	1	235.0802	8,99
9	120	81	9	1	235.0900	4,20
10	133	87	10	1	235.1000	3,42
10	250	200	10	1	235.1002	10,50

235

Lip & spur drill bit, shank r10



Execution: Lip & spur drill bit, made of chromium-vanadium steel.

Application: For drilling of soft and hard wood, blockboard and particleboard

d ₁	l ₁	l ₂	d ₂	pcs/PU	Item no.	€/PU
11	142	89	10	1	235.1100	4,63
12	151	96	10	1	235.1200	5,09
12	250	200	10	1	235.1202	13,08
13	151	96	10	1	235.1300	5,91
14	151	96	10	1	235.1400	6,49

d ₁	l ₁	l ₂	d ₂	pcs/PU	Item no.	€/PU
15	160	100	10	1	235.1500	7,53
16	160	100	10	1	235.1600	8,68
18	180	120	10	1	235.1800	13,60
20	200	130	10	1	235.2000	23,68
22	200	130	10	1	235.2200	27,64

Lip & spur drill bit, in 10-pack



Execution: Lip & spur drill bits, made of chromium-vanadium steel.
Application: For drilling of soft and hard wood, blockboard and particleboard

d ₁	l ₁	l ₂	pcs/PU	Item no.	€ / PU
3	61	33	10	235.0301	18,95
4	75	43	10	235.0401	18,95
5	86	52	10	235.0501	20,84
6	93	57	10	235.0601	20,84

d ₁	l ₁	l ₂	pcs/PU	Item no.	€ / PU
7	109	69	10	235.0701	23,22
8	117	75	10	235.0801	25,11
9	120	81	10	235.0901	37,80
10	133	87	10	235.1001	30,77

900

Lip & spur drill bit set, in PVC-cassette



Execution: Lip & spur drill bit, made of chromium-vanadium steel.
Application: For drilling of soft and hard wood, blockboard and particleboard

Description	Type	Content	pcs/PU	Item no.	€ / PU
5 piece lip & spur drill bit set	235	ø4, 5, 6, 8 and 10 / 1 piece each	1	900.1050	7,68
8 piece lip & spur drill bit set	235	ø3, 4, 5, 6, 7, 8, 9 and 10 / 1 piece each	1	900.1051	11,18

Drill bit set type '100', '225' and '235' in ABS cassette



Execution: Set with twisted drill bits for metal (type '100'), wood (type '235') and stone (type '225') in a handy impact-resistant ABS cassette.

Description	Type	Content	pcs/PU	Item no.	€ / PU
18 pc combi jobber drill bit set	100	ø3, 4, 5, 6, 8 and 10mm / 1 pc each	1	900.1059	32,71
	225	ø3, 4, 5, 6, 8 and 10mm / 1 pc each			
	235	ø3, 4, 5, 6, 8 and 10mm / 1 pc each			

Lip & spur drill bit set with drill stops, in plastic case




Execution: Lip & spur drill bit, made of chromium-vanadium steel.
Application: For drilling of soft and hard wood, blockboard and particleboard

Description	Type	Content	pcs/PU	Item no.	€ / PU
13 piece lip & spur drill bit set	235	1x lip & spur drill bit ø3, 4, 5, 6, 8 and 10 1x drill stop ø3, 4, 5, 6, 8 and 10 1x hex key	1	900.1052	52,45

235

Lip & spur drill bit, 1/4" (E6.3) bit shank, in EV-pack



Execution: Lip & spur drill bit, made of chromium-vanadium steel.
Application: For drilling of soft and hard wood, blockboard and particleboard

d ₁	l ₁	l ₂	pcs/PU	Item no.	€ / PU
3	65	35	1	235.4030	6,25
4	75	40	1	235.4040	6,25
5	85	50	1	235.4050	6,25

d ₁	l ₁	l ₂	pcs/PU	Item no.	€ / PU
6	90	55	1	235.4060	6,25
8	90	55	1	235.4080	7,30

Center tip
Absolute precision due to the CNC ground center tip

Special steel
Extreme tool life and increased stability of the drill bit due to the choice of specially alloyed steel

Spurs
The spurs, which are 0,4mm higher, will tear and break the wood fibers before the hole is drilled, thus contributing to a perfect round hole

Spiral
A unique flute geometry with 4 guidance phases ensures perfect drilling of the hole without any deviations

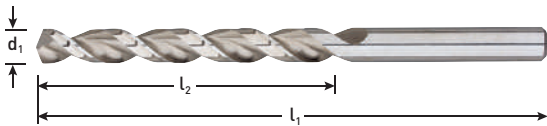


Execution: HSS-G lip & spur drill bit with center point and 2 spurs. Optimized spurs ensure fast and easy cutting of the woodfibres before the hole is drilled. Additionally, a bevelled edge leads to a perfect drilling of the diameter without any deviation. Improved tool life due to the use of HSS.

Application: Best qualified for drilling all types of wood, laminated boards, MDF and even acrylic glass.

d ₁	l ₁	l ₂	pcs/PU	Item no.	€ / PU
3	70	30	1	236.0300	10,48
4	75	43	1	236.0400	12,10
5	85	52	1	236.0500	14,35
6	95	57	1	236.0600	15,56
6	200	160	1	236.0601	39,67
7	110	70	1	236.0700	18,83
7	200	160	1	236.0701	46,42
8	110	70	1	236.0800	20,54
8	117	75	1	236.0801	23,33
8	200	160	1	236.0802	53,46
9	110	70	1	236.0900	23,42
9	200	160	1	236.0901	56,70
10	110	70	1	236.1000	25,84
10	133	87	1	236.1001	27,60
10	200	160	1	236.1002	56,74
11	200	160	1	236.1101	63,63
12	110	70	1	236.1200	30,82
12	151	101	1	236.1201	38,07

d ₁	l ₁	l ₂	pcs/PU	Item no.	€ / PU
12	200	160	1	236.1202	63,67
13	110	70	1	236.1300	38,59
14	110	70	1	236.1400	38,59
14	151	96	1	236.1401	54,03
14	200	160	1	236.1402	66,51
15	110	70	1	236.1500	48,64
15	200	160	1	236.1501	70,71
16	160	100	1	236.1600	59,87
16	200	160	1	236.1601	72,58
18	140	100	1	236.1800	63,49
18	180	130	1	236.1801	74,38
20	200	160	1	236.2000	87,85
22	210	140	1	236.2200	105,13
24	215	140	1	236.2400	126,95
26	215	145	1	236.2600	133,26
28	220	145	1	236.2800	141,98
30	220	145	1	236.3000	146,46
32	220	145	1	236.3200	148,84



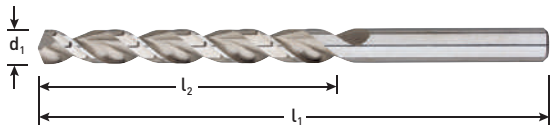
Execution: HSS-G drill bit for wood, DIN 338, ground, type TLS, tip angle 130°, splitpoint according to DIN 1412-C. Excellent chip evacuation, even at large drilling depths, due to the TLS-spiral.

Application: Excellent performance on precious and hard woods.

d ₁	l ₁	l ₂	pcs/PU	Item no.	€ / PU
3,0	61	33	1	262.0300E	2,00
3,5	70	39	1	262.0350E	2,26
4,0	75	43	1	262.0400E	2,59
4,5	80	47	1	262.0450E	3,24
5,0	86	52	1	262.0500E	3,63
6,0	93	57	1	262.0600E	4,73

d ₁	l ₁	l ₂	pcs/PU	Item no.	€ / PU
7,0	109	69	1	262.0700E	6,35
8,0	117	75	1	262.0800E	9,09
8,5	117	75	1	262.0850E	18,60
10,0	133	87	1	262.1000E	21,38
10,5	133	87	1	262.1050E	34,41
12,0	151	101	1	262.1200E	46,61

HSS-G Twisted drill bit for wood, type TLS, in box



Execution: HSS-G drill bit for wood, DIN 338, ground, type TLS, tip angle 130°, splitpoint according to DIN 1412-C. Excellent chip evacuation, even at large drilling depths, due to the TLS-spiral.

Application: Excellent performance on precious and hard woods.

d ₁	l ₁	l ₂	pcs/PU	Item no.	€ / PU
3,0	61	33	10	262.0300	14,82
3,5	70	39	10	262.0350	17,46
4,0	75	43	10	262.0400	20,71
4,5	80	47	10	262.0450	27,20
5,0	86	52	10	262.0500	31,16

d ₁	l ₁	l ₂	pcs/PU	Item no.	€ / PU
6,0	93	57	10	262.0600	42,12
7,0	109	69	10	262.0700	57,75
8,0	117	75	10	262.0800	84,96
10,0	133	87	5	262.1000	69,78

900

HSS-G Twisted drill bit set for wood, type 'TLS', in PVC cassette



Execution: HSS-G drill bit for wood, DIN 338, ground, type TLS, tip angle 130°, splitpoint according to DIN 1412-C. Excellent chip evacuation, even at large drilling depths, due to the TLS-spiral.

Application: Excellent performance on precious and hard woods.

Description	Type	Content	Item no.	€ / PU
5 piece tip & spur drill bit set 'Azobe'	262	∅4, 5, 6, 8 and 10 / 1 piece each	900.1055	31,90

264

HSS-G Twisted drill bit for wood, long, type TLS, in EV-pack



Execution: HSS-G drill bit for wood, DIN 340 (long), ground, type TLS, tip angle 130°, splitpoint according to DIN 1412-C. Excellent chip evacuation, even at large drilling depths, due to the TLS-spiral.

Application: Excellent performance on precious and hard woods.

d ₁	l ₁	l ₂	pcs/PU	Item no.	€ / PU
3,0	100	66	1	264.0300E	5,08
3,5	112	73	1	264.0350E	6,05
4,0	119	78	1	264.0400E	6,17
4,5	126	82	1	264.0450E	7,28
5,0	132	87	1	264.0500E	8,18
5,5	139	91	1	264.0550E	8,58
6,0	139	91	1	264.0600E	9,34
6,5	148	97	1	264.0650E	10,23
7,0	156	102	1	264.0700E	11,11

d ₁	l ₁	l ₂	pcs/PU	Item no.	€ / PU
8,0	165	109	1	264.0800E	16,19
8,5	165	109	1	264.0850E	19,76
10,0	184	121	1	264.1000E	28,41
10,5	184	121	1	264.1050E	29,85
11,0	195	128	1	264.1100E	32,91
12,0	205	134	1	264.1200E	30,64
12,5	205	134	1	264.1250E	41,44
13,0	205	134	1	264.1300E	45,88

HSS-G Twisted drill bit for wood, long, type TLS, in box



DIN 340 **HSS G** **C** **130°** **TLS**

Execution: HSS-G drill bit for wood, DIN 340 (long), ground, type TLS, tip angle 130°, splitpoint according to DIN 1412-C. Excellent chip evacuation, even at large drilling depths, due to the TLS-spiral.

Application: Excellent performance on precious and hard woods.

d ₁	l ₁	l ₂	pcs/PU	Item no.	€ / PU
3,0	100	66	5	264.0300	22,58
3,5	112	73	5	264.0350	32,63
4,0	119	78	5	264.0400	27,76
4,5	126	82	5	264.0450	32,68
5,0	132	87	5	264.0500	37,15
5,5	139	91	5	264.0550	39,08

d ₁	l ₁	l ₂	pcs/PU	Item no.	€ / PU
6,0	139	91	5	264.0600	42,88
6,5	148	97	5	264.0650	47,30
7,0	156	102	5	264.0700	51,77
8,0	165	109	5	264.0800	77,19
8,5	165	109	5	264.0850	93,33
10,0	184	121	5	264.1000	136,62

266

HSS-G Twisted drill bit for wood, extra long, type TLS



DIN 1869 **HSS G** **C** **130°** **TLS**

Execution: HSS-G drill bit for wood, DIN 1869, ground, type TLS, tip angle 130°, splitpoint according to DIN 1412-C. Excellent chip evacuation, even at large drilling depths, due to the TLS-spiral.

Application: Excellent performance on precious and hard woods.

d ₁	l ₁	l ₂	pcs/PU	Item no.	€ / PU
4,0	175	120	1	266.0401E	11,69
4,5	185	125	1	266.0451E	12,32
5,0	195	135	1	266.0501E	14,56
6,0	205	140	1	266.0601E	20,02
6,0	260	180	1	266.0602E	29,24
6,5	275	190	1	266.0652E	34,44
7,0	370	250	1	266.0703E	47,72
8,0	240	165	1	266.0801E	26,25
8,0	305	210	1	266.0802E	42,00
8,0	390	265	1	266.0803E	63,60

d ₁	l ₁	l ₂	pcs/PU	Item no.	€ / PU
8,5	240	165	1	266.0851E	30,75
10,0	265	185	1	266.1001E	40,86
10,0	430	295	1	266.1003E	84,00
10,5	265	185	1	266.1051E	45,56
11,0	455	310	1	266.1103E	92,90
12,0	295	205	1	266.1201E	56,70
12,5	295	205	1	266.1251E	57,26
13,0	295	205	1	266.1301E	61,32
13,0	375	260	1	266.1302E	87,88

HSS-G Twisted drill bit for wood, extra long, type TLS, in box



DIN 1869 **HSS G** **C** **130°** **TLS**


Execution: HSS-G drill bit for wood, DIN 1869, ground, type TLS, tip angle 130°, splitpoint according to DIN 1412-C. Excellent chip evacuation, even at large drilling depths, due to the TLS-spiral.

Application: Excellent performance on precious and hard woods.

d ₁	l ₁	l ₂	pcs/PU	Item no.	€ / PU
4,0	175	120	5	266.0401	53,39
4,5	185	125	5	266.0451	56,59
5,0	195	135	5	266.0501	67,70

d ₁	l ₁	l ₂	pcs/PU	Item no.	€ / PU
6,0	205	140	5	266.0601	95,05
6,0	260	180	5	266.0602	140,43

268 HSS Hinge drill, self-centring



Execution: Self-centring hinge drill bit with E6.3 bit-shank for use in (cordless) drills.

Application: Suitable for accurately pre-drilling holes for hinges or drawer guides. The perfect centring and positioning of the holes significantly reduces warping or excessive wear of the hinge or drawer guide.

HSS
G


DIN 3126
E6.3

1/4"



d ₁	T _{max}	Suitable for	d ₃	D (mm)	pcs/PU	Item no.	€ / PU
2,0	8	Screws ø3,0 - 3,5 mm	6	10	1	268.0001	14,95
2,75	10	Screws ø4,0 - 4,5 mm	6	10	1	268.0003	14,95
3,5	13	Screws ø5,0 - 5,5 mm	8	13	1	268.0005	17,50

268 HSS twisted drill for hinge drill '268'



Execution: HSS-G Drill bit, ground, for self-centring hinge drills '268'.

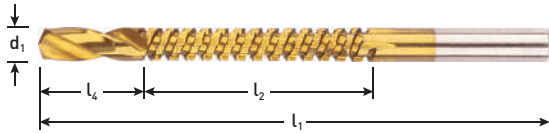
HSS
G



d ₁	l ₁	l ₂	pcs/PU	Item no.	€ / PU
2,0	60	30	1	268.0101	2,75
2,75	60	35	1	268.0103	2,75
3,5	70	40	1	268.0105	3,50

269

HSS Milling drill bit, TiN, in EV-pack



Execution: HSS Milling drill bit with TiN-coating for long tool life.
Application: Suited for drilling and milling in one operation of wood, plastic and sheet metal.

d ₁	l ₁	l ₂	l ₄	pcs/PU	Item no.	€ / PU
6,0	90	42	18	1	269.0600	7,65

134

TCT Stub drill bit, carbide tipped



Execution: Tungsten carbide tipped (TCT) stub drill bit, DIN 8037, ground cutting edges, point angle 120°.
Application: Ideal for drilling in HPL-panels like Trespa®.

d ₁	l ₁	l ₂	pcs/PU	Item no.	€ / PU
3,0	50	20	1	134.0300	21,20
3,3	56	25	1	134.0330	23,45
3,5	56	25	1	134.0350	21,77
4,0	56	25	1	134.0400	20,77
4,2	63	28	1	134.0420	23,45
4,5	63	28	1	134.0450	20,77
5,0	63	28	1	134.0500	20,77
5,2	71	32	1	134.0520	25,28
5,5	71	32	1	134.0550	22,56
6,0	71	32	1	134.0600	23,45
6,5	71	32	1	134.0650	24,03
6,8	80	40	1	134.0680	28,93

d ₁	l ₁	l ₂	pcs/PU	Item no.	€ / PU
7,0	80	40	1	134.0700	27,08
7,5	80	40	1	134.0750	28,54
8,0	80	40	1	134.0800	30,35
8,5	90	50	1	134.0850	31,62
9,0	90	50	1	134.0900	34,88
9,5	90	50	1	134.0950	39,39
10,0	100	56	1	134.1000	40,65
10,2	100	56	1	134.1020	49,44
10,5	100	56	1	134.1050	46,86
12,0	112	63	1	134.1200	58,45
13,0	112	63	1	134.1300	69,75

237

Patio floorboard drill with wood drill bit

ROTEC®



Execution: Both the wood spiral drill bit and countersink are made of HSS tool steel. They have a hexagonal 1/4" bit shank and are produced in one piece (neither bonded nor brazed); further they are specially hardened to withstand major loads resulting from for example the uneven rotation of cordless screwdrivers.

d ₁	l ₁	pcs/PU	Item no.	€ / PU
4	110	1	237.0001	79,96
5	110	1	237.0002	93,54

Patio floorboards drill with metal drill bit

ROTEC®



Execution: Both the metal spiral drill bit and countersink are made of HSS tool steel. They have a hexagonal 1/4" bit shank and are produced in one piece (neither bonded nor brazed); further they are specially hardened to withstand major loads resulting from for example the uneven rotation of cordless screwdrivers.

d ₁	l ₁	pcs/PU	Item no.	€ / PU
3,2	110	1	237.0010	88,02
4	110	1	237.0011	88,02

Patio floorboards drill set with wood drill bit

ROTEC®



Execution: Wood spiral drills and countersink are sharpened and made of HSS tool steel. They have a hexagonal BIT shank and are produced in one piece (neither bonded nor brazed); further they are specially hardened to withstand major loads resulting from e.g. the uneven rotation of cordless screwdrivers.

Description	Type	Content	pcs/PU	Item no.	€ / PU
11 piece patio floorboards drill set (wood)	237	ø4 / 4,5 / 5 / 6mm, 1 piece each Countersink ø12 mm and drill stop, 1 piece each Bitholder , 1 piece Torx screw driver bit, 4 pieces	1	237.9001	234,15
11 piece patio floorboards drill set (wood)	237	ø4 / 4,5 / 5 / 6mm, 1 piece each Countersink ø12 mm and drill stop, 1 piece each Plug cutter , 1 piece Torx screw driver bit, 4 pieces	1	237.9002	227,33

Drill stop

ROTEC®



Execution: External part made of resistant plastic, inner part made of steel. Tool will be fixed on the drill shank with a socket screw.

Application: Drilling depth exactly adjustable. To use with auger Bits, Twist Drills etc. No restriction of chip transport, no damaging of the workpiece. Stops when it comes into contact with the workpiece.

d ₁	pcs/PU	Item no.	€ / PU
3	1	237.1030	17,25
4	1	237.1040	22,80
5	1	237.1050	22,80
6	1	237.1060	22,80
8	1	237.1080	23,90
9	1	237.1090	39,16
10	1	237.1100	24,67
11	1	237.1110	26,05
12	1	237.1120	27,87

d ₁	pcs/PU	Item no.	€ / PU
13	1	237.1130	34,22
15	1	237.1150	28,43
16	1	237.1160	43,28
18	1	237.1180	36,43
21	1	237.1210	35,07
24	1	237.1240	54,83
27	1	237.1270	43,28
30	1	237.1300	54,59

238

HSS-G Twisted mortise bit, right-hand cutting



Execution: HSS-G Mortise bits, right-hand cutting, with 2 twisted flutes and chip-splitters for reduced spindle loads.

Application: To be used in mortising machines, for drilling and slotting operations. For smooth cutting operations in both soft- and hardwood. Speed 3000-5000 rev/min.

d ₁	l ₁	l ₂	d ₂	pcs/PU	Item no.	€ / PU
6	120	36	13	1	238.0600	36,87
8	130	40	13	1	238.0800	36,87
10	140	45	13	1	238.1000	36,87
12	150	50	13	1	238.1200	36,87
14	160	56	13	1	238.1400	41,98

d ₁	l ₁	l ₂	d ₂	pcs/PU	Item no.	€ / PU
16	170	63	16	1	238.1601	48,20
18	180	67	16	1	238.1801	49,08
20	185	71	16	1	238.2001	66,58
22	190	75	16	1	238.2201	88,25

HSS-G Twisted mortise bit, left-hand cutting



Execution: HSS-G Mortise bits, left-hand cutting, with 2 twisted flutes and chip-splitters for reduced spindle loads.

Application: To be used in mortising machines, for drilling and slotting operations. For smooth cutting operations in both soft- and hardwood. Speed 3000-5000 rev/min.

d ₁	l ₁	l ₂	d ₂	pcs/PU	Item no.	€ / PU
6	120	36	13	1	238.0600L	36,87
8	130	40	13	1	238.0800L	36,87
10	140	45	13	1	238.1000L	36,87
12	150	50	13	1	238.1200L	36,87
14	160	56	13	1	238.1400L	41,98

d ₁	l ₁	l ₂	d ₂	pcs/PU	Item no.	€ / PU
16	180	63	16	1	238.1601L	48,20
18	180	67	16	1	238.1801L	49,08
20	185	71	16	1	238.2001L	66,58
22	190	75	16	1	238.2201L	88,25

239

Shell countersink, tool steel



Execution: Tool steel shell countersink, 90° point angle, 5 cutting edges. Including hex-key, excluding drill bits.

Application: Drill and countersink a hole in one operation. Mounted up-side-down the countersink can also be used as a depth stop.

d ₁	d ₂	l ₁	pcs/PU	Item no.	€ / PU
3	16	25	1	239.0300	14,67
4	16	25	1	239.0400	14,67
5	16	25	1	239.0500	14,67
6	16	25	1	239.0600	14,67
8	16	25	1	239.0800	14,67
10	16	25	1	239.1000	19,83

Shell countersink, HSS




Execution: HSS shell countersink, 90° point angle, 5 cutting edges. Excluding hex-key, excluding drill bits.

Application: Drill and countersink a hole in one operation. Mounted up-side-down for use as depth stop. Speed 1500-3000 rev/min.

d ₁	d ₂	l ₁	pcs/PU	Item no.	€ / PU
3	16	25	1	239.2030	21,81
4	16	25	1	239.2040	21,81
5	16	25	1	239.2050	21,81
6	16	25	1	239.2060	21,81
7	20	25	1	239.2070	23,98
8	20	25	1	239.2080	23,98
10	20	25	1	239.2100	25,12
12	25	25	1	239.2120	25,12

Shell countersink, TCT




Execution: Carbide tipped shell countersink, 90° point angle, 2 cutting edges. Excluding hex-key, excluding drill bits.

Application: Drill and countersink a hole in one operation. Mounted up-side-down the countersink can also be used as a depth stop. Suitable for hardwood, MDF, plastic and wood with plastic top layer.

d ₁	d ₂	l ₁	pcs/PU	Item no.	€ / PU
3	16	25	1	239.3030	106,26
4	16	25	1	239.3040	106,26
5	16	25	1	239.3050	106,26
6	16	25	1	239.3060	106,26
8	20	25	1	239.3080	113,67
10	25	25	1	239.3100	113,67

Shell countersink, adjustable, TCT




Execution: Carbide tipped shell countersink, 90° point angle, 2 cutting edges. Excluding hex-key, excluding drill bits. Suitable for drill bits from ø3 - ø8mm.

Application: Drilling and countersinking of holes in one operation. Recommended speed: 1.500 - 3.500 rpm.

d (min-max)	l ₁	pcs/PU	Item no.	€ / PU
3-8	35	1	239.4038	62,21

WS Shell countersink



Execution: Tool steel 90° shell countersink with cylindrical shank for use on machines. Lip & spur drill bits not included.

Application: Drilling and countersinking of holes in one operation in soft and hard wood. Speed 3000-6000 rev/min.

d ₁	d ₃	l ₁	l ₂	d ₂	pcs/PU	Item no.	€ / PU
3	16	45	15	10	1	239.6030	33,59
4	16	45	15	10	1	239.6040	37,12
5	16	46	15	10	1	239.6050	33,45
6	16	48	17	10	1	239.6060	35,38
8	20	51	20	13	1	239.6080	45,79
10	20	51	20	13	1	239.6100	53,07

Countersink, tool steel




Execution: Countersink, made from tool steel, 90°, according to DIN 6444-B with 30mm long and reduced diameter shank.

Application: For countersinking and deburring of holes.

d ₁	l ₁	d ₂	pcs/PU	Item no.	€ / PU
10	90	6	1	239.5010	20,55
12	90	6	1	239.5012	23,36
13	90	6	1	239.5013	23,36
16	90	6	1	239.5016	23,91
18	90	6	1	239.5018	27,53
20	90	8	1	239.5020	27,53
25	90	10	1	239.5025	43,34
30	90	10	1	239.5030	134,22

240

Auger drill bit, SILVER-LINE



Execution: With hexagonal shank, self-centring screw point. 1 main cutting edge and optimized flute geometry for excellent chip evacuation.

Application: For precisely drilled holes in soft- and hardwood.

d ₁	l ₁	l ₂	pcs/PU	Item no.	€ / PU
3	230	155	1	240.0300	9,94
4	230	155	1	240.0400	9,94
5	230	155	1	240.0500	9,94
6	230	155	1	240.0600	9,94
8	230	155	1	240.0800	10,47
8	460	385	1	240.0801	12,57
8,5 *	230	155	1	240.0850	11,06
10	230	155	1	240.1000	11,06
10	460	385	1	240.1001	13,62
10	600	530	1	240.1002	31,28
10,5	230	155	1	240.1050	11,66
11	230	155	1	240.1100	11,66
12	230	155	1	240.1200	11,66
12	460	385	1	240.1201	14,74
12	600	530	1	240.1202	34,82
12,5	230	155	1	240.1250	12,24
13	230	155	1	240.1300	12,24
14	230	155	1	240.1400	12,24
14	460	385	1	240.1401	18,03
14	600	530	1	240.1402	40,43
16	230	155	1	240.1600	13,86

d ₁	l ₁	l ₂	pcs/PU	Item no.	€ / PU
16	460	385	1	240.1601	21,22
16	600	530	1	240.1602	45,83
18	230	155	1	240.1800	18,19
18	460	385	1	240.1801	28,90
18	600	530	1	240.1802	58,01
20	230	155	1	240.2000	20,16
20	460	385	1	240.2001	32,33
20	600	530	1	240.2002	65,34
22	230	155	1	240.2200	22,48
22	460	385	1	240.2201	35,43
22	600	530	1	240.2202	72,53
24	230	155	1	240.2400	24,66
24	460	385	1	240.2401	38,76
26	230	155	1	240.2600	26,78
26	460	385	1	240.2601	42,04
28	230	155	1	240.2800	31,56
28	460	385	1	240.2801	45,48
30	230	155	1	240.3000	37,10
30	460	385	1	240.3001	49,88
32	230	155	1	240.3200	42,57
32	460	385	1	240.3201	55,38

* Phase-out item, available until stock has depleted

900

Auger drill bit set, SILVER-LINE, in wooden case



Execution: With hexagonal shank, self-centring screw point. 1 main cutting edge and optimized flute geometry for excellent chip evacuation.

Application: For precisely drilled holes in soft- and hardwood.

Description	Type	Content	pcs/PU	Item no.	€ / PU
6 piece auger bit set, 460mm long	240	ø10, 12, 14, 16, 18 and 20mm / 1 piece each	1	900.1062	134,59
6 piece auger bit set, 600mm long	240	ø10, 12, 14, 16, 18 and 20mm / 1 piece each	1	900.1064	228,70

900

Auger drill bit set, SILVER-LINE, in plastic case



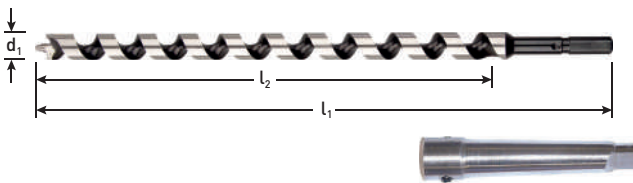
Execution: With hexagonal shank, self-centring screw point. 1 main cutting edge and optimized flute geometry for excellent chip evacuation.

Application: For precisely drilled holes in soft- and hardwood.

Description	Type	Content	pcs/PU	Item no.	€ / PU
9 piece auger bit set, 230mm long	240	ø4, 5, 6, 8, 10, 12, 14, 16 and 18mm / 1 piece each	1	900.1065	93,45

241

Auger bit, GOLD-LINE



*Tip: very easy to use with MT2 adapter
Item nr. 241.9501*

Execution: With hexagon shank, self centering tip. Shank suited for shell countersinks. 1 main cutting edge and 1 spur. Optimized flute geometry for chip evacuation.

Application: For use by Carpenters to bore through rafters and uprights used in railroad, ship and fence construction.

d ₁	l ₁	l ₂	d ₂	pcs/PU	Item no.	€ / PU
6	235	165	ø	1	241.0600	21,57
6	320	250	ø	1	241.0601	28,84
6	460	385	ø	1	241.0603	48,03
7	235	165	6,35	1	241.0700	22,50
7	320	250	6,35	1	241.0701	28,84
7	460	385	6,35	1	241.0703	48,03
8	235	165	6,35	1	241.0800	22,50
8	320	250	6,35	1	241.0801	28,84
8	460	385	6,35	1	241.0803	48,03
8	650	580	6,35	1	241.0804	64,41
9	235	165	6,35	1	241.0900	22,93
9	320	250	6,35	1	241.0901	32,90
10	235	165	8,4	1	241.1000	22,93
10	320	250	8,4	1	241.1001	32,90
10	460	385	8,4	1	241.1003	48,34
10	650	580	8,4	1	241.1004	65,84
11	235	165	9,5	1	241.1100	25,16
11	320	250	9,5	1	241.1101	33,89
11	460	385	9,5	1	241.1103	51,76
12	235	165	11	1	241.1200	25,16
12	320	250	11	1	241.1201	33,89
12	460	385	11	1	241.1203	49,32
12	650	580	11	1	241.1204	65,84
12	880	810	11	1	241.1207	157,02
13	235	165	11	1	241.1300	26,17
13	320	250	11	1	241.1301	34,37
13	460	385	11	1	241.1303	52,32
14	235	165	11	1	241.1400	26,17
14	320	250	11	1	241.1401	34,37
14	460	385	11	1	241.1403	52,32
14	650	580	11	1	241.1404	70,76
14	880	810	11	1	241.1405	157,02
16	235	165	11	1	241.1600	28,97
16	320	250	11	1	241.1601	35,45
16	460	385	11	1	241.1603	57,68
16	650	580	11	1	241.1604	77,48
16	880	810	11	1	241.1607	172,90
16	1080	1010	11	1	241.1608	228,76
17	235	165	11	1	241.1700	33,20
17	320	250	11	1	241.1701	39,48
17	460	385	11	1	241.1703	60,24
17	650	580	11	1	241.1704	80,60

d ₁	l ₁	l ₂	d ₂	pcs/PU	Item no.	€ / PU
18	235	165	11	1	241.1800	33,33
18	320	250	11	1	241.1801	39,48
18	460	385	11	1	241.1803	60,04
18	650	580	11	1	241.1804	80,85
18	880	810	11	1	241.1807	189,97
18	1080	1010	11	1	241.1808	253,24
19	235	165	11	1	241.1900	33,83
20	235	165	11	1	241.2000	33,89
20	320	250	11	1	241.2001	44,04
20	460	385	11	1	241.2003	66,33
20	650	580	11	1	241.2004	91,05
20	880	810	11	1	241.2007	204,29
20	1080	1010	11	1	241.2008	270,13
22	235	165	11	1	241.2200	39,24
22	320	250	11	1	241.2201	48,09
22	460	385	11	1	241.2203	75,12
22	650	580	11	1	241.2204	98,91
22	880	810	11	1	241.2207	236,62
22	1080	1010	11	1	241.2208	306,87
24	235	165	11	1	241.2400	44,58
24	320	250	11	1	241.2401	52,12
24	460	385	11	1	241.2403	82,28
24	650	580	11	1	241.2404	111,00
24	880	810	11	1	241.2407	253,70
24	1080	1010	11	1	241.2408	336,02
25	320	250	11	1	241.2501	60,75
25	460	385	11	1	241.2503	92,54
25	880	810	11	1	241.2504	280,86
26	235	165	11	1	241.2600	51,76
26	320	250	11	1	241.2601	60,75
26	460	385	11	1	241.2603	92,54
26	650	580	11	1	241.2604	126,43
26	880	810	11	1	241.2607	280,86
26	1080	1010	11	1	241.2608	503,59
28	235	165	11	1	241.2800	57,68
28	320	250	11	1	241.2801	64,41
28	460	385	11	1	241.2803	100,28
28	650	580	11	1	241.2804	132,24
30	235	165	11	1	241.3000	68,83
30	320	250	11	1	241.3001	76,48
30	460	385	11	1	241.3003	110,00
30	650	580	11	1	241.3004	149,23

d ₁	l ₁	l ₂	d ₂	pcs/PU	Item no.	€ / PU
32	235	165	11	1	241.3200	74,57
32	320	250	11	1	241.3201	85,64
32	460	385	11	1	241.3203	119,09
32	650	580	11	1	241.3204	159,94
32	880	810	11	1	241.3205	379,50
34	460	385	11	1	241.3403	127,82
35	235	165	11	1	241.3500	95,92
35	320	250	11	1	241.3501	124,50
35	460	385	11	1	241.3503	141,95
35	650	580	11	1	241.3504	189,53
36	235	165	11	1	241.3600	113,98
36	320	250	11	1	241.3601	124,50

d ₁	l ₁	l ₂	d ₂	pcs/PU	Item no.	€ / PU
36	460	385	11	1	241.3603	141,95
36	650	580	11	1	241.3604	200,12
40	235	165	11	1	241.4000	145,36
40	320	250	11	1	241.4001	188,52
40	460	385	11	1	241.4003	226,83
40	650	580	11	1	241.4004	308,87
45	235	165	15	1	241.4500	229,33
45	320	250	15	1	241.4501	270,38
45	460	385	15	1	241.4503	308,87
50	235	165	15	1	241.5000	531,34
50	320	250	15	1	241.5001	548,22
50	460	385	15	1	241.5003	606,60

900

Auger drill bit set, GOLD-LINE, in wooden case



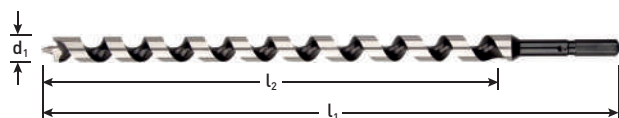
Execution: With hexagon shank, self centering tip. Shank suited for shell countersinks. 1 main cutting edge and 1 spur. Optimized flute geometry for chip evacuation.

Application: For use by Carpenters to bore through rafters and uprights used in railroad, ship and fence construction.

Description	Type	Content	pcs/PU	Item no.	€ / PU
6 piece auger bit set, 320mm	241	1x ø6, 10, 12, 16, 20 and 24 mm	1	900.1092	255,65
7 piece auger bit set, 460mm	241	1x ø12, 14, 16, 18, 20, 22 and 24 mm	1	900.1096	409,69

241

Auger bit, GOLD-LINE, Azobé



*Tip: very easy to use with MT2 adapter
Item nr. 241.9501*

Execution: With hexagon shank, self centering tip. Shank suited for shell countersinks. 1 main cutting edge and 1 spur. Optimized flute geometry for chip evacuation.

Application: For use by Carpenters to bore through rafters and uprights used in railroad, ship and fence construction. Equally efficient for boring through exotic woods like Bongosi/Azobe, Jarrah/ Karri etc.

d ₁	l ₁	l ₂	pcs/PU	Item no.	€ / PU
6	235	155	1	241.0600A	44,53
6	320	250	1	241.0601A	50,39
8	235	155	1	241.0800A	44,97
8	320	250	1	241.0801A	50,39
10	235	155	1	241.1000A	46,24
10	320	250	1	241.1001A	54,86
10	460	385	1	241.1003A	68,45
12	235	155	1	241.1200A	47,89
12	320	250	1	241.1201A	55,89
12	460	385	1	241.1203A	72,80
14	235	135	1	241.1400A	47,54
14	320	250	1	241.1401A	52,83
14	380	310	1	241.1402A	67,04
14	460	385	1	241.1403A	72,65
16	235	155	1	241.1600A	51,99
16	320	250	1	241.1601A	57,69
16	460	385	1	241.1603A	78,21
18	235	155	1	241.1800A	55,43

d ₁	l ₁	l ₂	pcs/PU	Item no.	€ / PU
18	320	250	1	241.1801A	62,00
18	460	385	1	241.1803A	80,72
20	235	155	1	241.2000A	52,05
20	320	250	1	241.2001A	62,63
20	460	385	1	241.2003A	85,51
22	235	155	1	241.2200A	57,78
22	320	250	1	241.2201A	66,85
22	460	385	1	241.2203A	94,58
24	320	250	1	241.2401A	70,93
24	460	385	1	241.2403A	101,70
26	320	250	1	241.2601A	79,84
26	460	385	1	241.2603A	108,87
26	650	580	1	241.2604A	145,31
28	320	250	1	241.2801A	83,40
28	460	385	1	241.2803A	116,56
30	320	250	1	241.3001A	95,79
30	460	385	1	241.3003A	126,37

Auger bit, Elite ECO



Axial grooves

The innovative solution of the axial grooves on the drilling head results in technical advantages, which have an economical effect. Lower warmth development, up to 40 % less stress on the drilling machine (longer battery life time), quicker drilling and longer service life!



Multi-functional interface

This proven connection interface is compatible with the complete range of accessories from countersinks, extensions and adapters.




Sunken stepped drilling head

The sunken stepped drilling head achieves lower total friction during drilling. Very low stress behind the stepped drilling head which allows a very efficient chip flow, also in extremely deep drillings! Higher rotations than in common auger bits are possible.



Corrosion resistant surface

High corrosion resistance and low friction due to the special surface treatment. The coating results in a longer tool life when drilling in damp wood. Particularly recommended for shipbuilding works, in humid areas and in areas where there is contact with **salt water**.



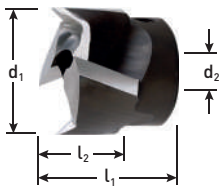
Execution: Coated version with a thread tip for minimum force required through autonomous forward feed. Special coating for high corrosion resistance and low friction. Besides the drill body that is cylindrically shouldered, additional relief grooves at the cutting head reduce friction. Different diameters and lengths on request.

Application: For deep boreholes in soft and hard wood where low energy input is required and portable machines are used. Especially suited for wet wood or in a damp surrounding. e.g. ship construction or water engineering.

d ₁	l ₁	l ₂	pcs/PU	Item no.	€ / PU
12	320	250	1	241.1201E	38,05
12	460	390	1	241.1203E	58,38
14	320	250	1	241.1401E	39,69
14	460	390	1	241.1403E	62,48
16	320	250	1	241.1601E	41,86
16	460	390	1	241.1603E	69,35

d ₁	l ₁	l ₂	pcs/PU	Item no.	€ / PU
18	320	250	1	241.1801E	47,08
18	460	390	1	241.1803E	71,79
20	320	250	1	241.2001E	52,88
20	460	390	1	241.2003E	80,11
22	320	250	1	241.2201E	57,79
22	460	390	1	241.2203E	92,00

HSS Shell countersink, for auger bits GOLD-LINE and Elite ECO

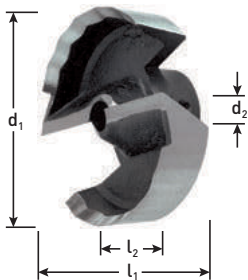


Execution: HSS Countersink suitable auger bits of type 'GOLD-LINE' (241) and 'Elite ECO' (241E) diameter ø12-40mm.

Application: For rational boring and countersinking of deepenings for plates and washers in one step. e.g. countersinking washers and screws in structural composite lumber. Speed : 500-1000 rev/min.

d ₁	l ₁	l ₂	d ₂	pcs/PU	Item no.	€ / PU
25	25	16	12	1	241.9001	195,54
30	28	18	12	1	241.9004	188,93
35	32	20	12	1	241.9002	314,68
40	32	20	12	1	241.9005	265,58
45	38	25	12	1	241.9003	347,35

WS Countersink, Wave-Cutter



Execution: WS Countersink suitable auger bits of type 'GOLD-LINE' (241) and 'Elite ECO' (241E) diameter ø12-32mm.

Application: For rational boring and countersinking of deepenings for plates and washers in one step. Especially for use in woodworking areas. Speed : 500-1000 rev/min.

d ₁	l ₁	l ₂	d ₂	pcs/PU	Item no.	€ / PU
40	38	15	12	1	241.9010	160,19
45	38	15	12	1	241.9011	162,06
50	38	17	12	1	241.9012	163,51
62	38	20	12	1	241.9013	165,05
65	38	21	12	1	241.9014	180,44
75	38	23	12	1	241.9015	200,79
85	40	25	12	1	241.9016	215,08

Adapter, for 'GOLD-LINE' and 'Elite ECO' auger drill bits




Execution: Adapters made from tool steel, suitable for auger bits 'GOLD-LINE' and 'Elite ECO' from $\varnothing 12$ mm up to $\varnothing 40$ mm

Application: For machines with MT2, Mafell or SDS-plus chucks. The adapter is mounted with 2 set screws.

Shank	l_1	pcs/PU	Item no.	€ / PU
Morse taper [MT]	90	1	241.9501	78,12
Mafell	90	1	241.9502	78,12
SDS-plus	90	1	241.9503	78,12

242

Auger bit, GOLD-LINE, Azobé, with MT-shank



Execution: With screw point, 1 cutting edge, shank MT2. Shank MT1 is available in all diameters upon request.

Application: For use by Carpenters to bore through rafters and uprights used in railroad, ship and fence construction. Equally efficient for boring through exotic woods like Bongosi/Azobe, Jarrah/ Karri etc.



d_1	l_1	l_2	M_1	pcs/PU	Item no.	€ / PU
12	235	155	MT 2	1	242.1200A	120,70
12	320	250	MT 2	1	242.1201A	129,51
12	480	380	MT 2	1	242.1203A	134,18
14	235	155	MT 2	1	242.1400A	117,16
14	320	250	MT 2	1	242.1401A	130,00
14	380	280	MT 2	1	242.1402A	111,11
14	480	380	MT 2	1	242.1403A	144,41
16	235	155	MT 2	1	242.1600A	124,54
16	320	250	MT 2	1	242.1601A	131,07
16	480	380	MT 2	1	242.1603A	146,71
18	235	155	MT 2	1	242.1800A	123,18
18	320	250	MT 2	1	242.1801A	135,17
18	480	380	MT 2	1	242.1803A	148,97
20	235	155	MT 2	1	242.2000A	129,51

d_1	l_1	l_2	M_1	pcs/PU	Item no.	€ / PU
20	320	250	MT 2	1	242.2001A	139,76
20	480	380	MT 2	1	242.2003A	156,45
22	235	155	MT 2	1	242.2200A	129,51
22	320	250	MT 2	1	242.2201A	143,82
22	480	380	MT 2	1	242.2203A	144,36
24	320	250	MT 2	1	242.2401A	147,91
24	480	380	MT 2	1	242.2403A	157,73
26	320	250	MT 2	1	242.2601A	156,60
26	460	385	MT 2	1	242.2603A	170,96
26	650	580	MT 2	1	242.2605A	227,46
28	320	250	MT 2	1	242.2801A	160,30
28	480	380	MT 2	1	242.2803A	189,36
30	320	250	MT 2	1	242.3001A	172,48
30	480	380	MT 2	1	242.3003A	200,83

243

Auger bit, GOLD-LINE, with SDS-plus-shank



Execution: With screw point, 1 cutting edge, shank SDS-plus.

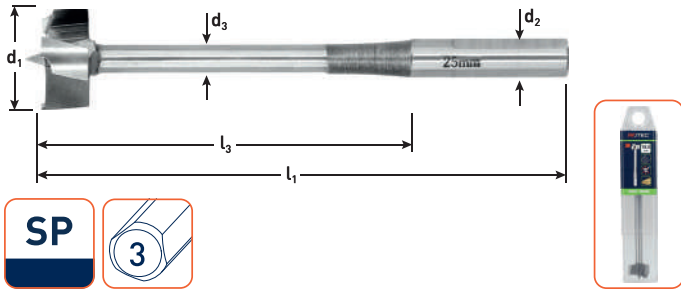
Application: Suitable for soft and hard wood. This bit can be modified (at extra charges) for continuous use in exotic wood types like Azobé, Bankirai etc. Please add the letter 'A' to the existing item number i.e. '243.1802A'.



d_1	l_1	l_2	pcs/PU	Item no.	€ / PU
6	200	130	1	243.0601	31,65
6	250	180	1	243.0602	35,03
8	250	180	1	243.0802	35,03
8	400	330	1	243.0805	56,42
10	250	180	1	243.1002	35,03
10	400	330	1	243.1005	56,21
12	250	180	1	243.1202	39,29
12	400	330	1	243.1205	56,21
14	250	180	1	243.1402	43,69

d_1	l_1	l_2	pcs/PU	Item no.	€ / PU
14	400	330	1	243.1405	66,77
16	250	180	1	243.1602	47,07
18	250	180	1	243.1802	58,71
18	400	330	1	243.1805	87,70
20	350	280	1	243.2004	71,28
22	250	130	1	243.2202	74,11
22	400	330	1	243.2205	110,30
26	350	280	1	243.2604	114,23

244 Multi-angle wood drill bit



Execution: Multi-angle wood drill bit made of high-quality SP steel (special steel). The ground shank with 3 flats prevents slipping in the drill chuck. The highly sharpened cutting edges and the in diameter reduced neck allows the drill to be used in any direction.

Application: Drilling at lightning speed: 2x faster than with a standard drill bit! Countersinking, milling, cutting and even drilling curved holes in hard and soft wood.

d ₁	l ₃	l ₁	d ₃	d ₂	Z	pcs/PU	Item no.	€ / PU
7	74	115	4,0	6,5	3	1	244.0070	18,50
10	86	130	4,8	6,8	3	1	244.0100	18,50
12	86	130	4,8	6,8	3	1	244.0120	19,00
15	86	130	5,8	7,8	3	1	244.0150	19,50
18	86	130	5,8	7,8	3	1	244.0180	19,50
20	86	130	5,8	7,8	3	1	244.0200	19,95
25	86	130	6,8	9,2	3	1	244.0250	21,50

Multiangle wood drill bit set, in plastic case




Execution: Multi-angle wood drill bit made of high-quality SP steel (special steel). The ground shank with 3 flats prevents slipping in the drill chuck. The highly sharpened cutting edges and the in diameter reduced neck allows the drill to be used in any direction.

Application: Drilling at lightning speed: 2x faster than with a standard drill bit! Countersinking, milling, cutting and even drilling curved holes in hard and soft wood.

Description	Type	Content	pcs/PU	Item no.	€ / PU
6 pc multi-angle drill bit set	244	1x ø10, 12, 15, 18, 20 and 25	1	244.9000	129,50

246 Forstner bit 'Wave-Cutter'



Execution: DIN 7483G, with center point, with patented wavy periphery cutting edge, 2 lifters and shank with 3 flats, in premium quality. Other dimensions and specifications on request.

Application: For drilling splinter-free, true to size blind holes, for edge drillings and slant drillings in softwood and hardwood. The wavy peripheral cutting edge prevents the edges from wearing out. Easy and effortless cutting due to ideal cutting geometries.

d ₁	l ₁	d ₂	pcs/PU	Item no.	€ / PU
10	90	8	1	246.0100	25,30
12	90	8	1	246.0120	24,85
15	90	8	1	246.0150	31,97
16	90	8	1	246.0160	32,18
18	90	8	1	246.0180	32,46
19	90	10	1	246.0190	32,73
20	90	8	1	246.0200	32,73
22	90	8	1	246.0220	33,91
23	90	10	1	246.0230	37,18
24	90	8	1	246.0240	37,18
25	90	8	1	246.0250	37,58
26	90	8	1	246.0260	37,93
28	90	8	1	246.0280	38,34
30	90	8	1	246.0300	38,49
32	90	10	1	246.0320	38,76
33	90	10	1	246.0330	40,49

d ₁	l ₁	d ₂	pcs/PU	Item no.	€ / PU
34	90	10	1	246.0340	40,49
35	90	10	1	246.0350	40,75
36	90	10	1	246.0360	46,23
38	90	10	1	246.0380	46,23
40	90	10	1	246.0400	46,51
42	90	10	1	246.0420	49,62
44	90	10	1	246.0440	51,97
45	90	10	1	246.0450	51,97
46	90	10	1	246.0460	56,35
48	90	10	1	246.0480	58,54
50	90	10	1	246.0500	58,54
51	90	10	1	246.0510	106,29
60	90	10	1	246.0600	106,29
68	90	10	1	246.0680	124,64
70	90	12	1	246.0700	135,71

900 Forstner drill bit set 'Wave-Cutter', in wooden case



Execution: DIN 7483G, with center point, with patented wavy periphery cutting edge, 2 lifters and shank with 3 flats, in premium quality. Other dimensions and specifications on request.

Application: For drilling splinter-free, true to size blind holes, for edge drillings and slant drillings in softwood and hardwood. The wavy peripheral cutting edge prevents the edges from wearing out. Easy and effortless cutting due to ideal cutting geometries.

Description	Type	Content	pcs/PU	Item no.	€ / PU
5 piece Forstner drill bit set	246	1x ø15, 20, 25, 30 and 35 / 1 piece each	1	900.1070	211,41

246 Extension for Forstner drill bits



d ₁	d ₂	l ₁	D ₃	pcs/PU	Item no.	€ / PU
8	8	330	16	1	246.9000	62,98
10	10	330	18	1	246.9001	62,98
10	10	230	18	1	246.9002	48,77

246 Multi-Function 'Wave-Cutter'



Execution: Similar to DIN 7483G, exchangeable center point and center drill bit, with patented wavy periphery cutting edge, 2 lifters and taper shank with 3 flats.

Application: The new WAVE CUTTER Forstner Bit is MULTI-FUNCTIONAL and can be used for many different applications.

- Precise drilling at an extreme angle
- Exchangeable center point and center drill bit
- Using a new connection technology without screwing
- Quick connection of extensions with the new connection technology
- Extension with Morse taper adapter for wood turners available
- 100% true running accuracy

d ₁	l ₁	d ₂	pcs/PU	Item no.	€ / PU
15	90	10	1	246.1150	68,24
16	90	10	1	246.1160	68,24
18	90	10	1	246.1180	71,98
20	90	10	1	246.1200	75,78
22	90	10	1	246.1220	77,99
25	90	10	1	246.1250	84,70

d ₁	l ₁	d ₂	pcs/PU	Item no.	€ / PU
30	90	10	1	246.1300	95,15
35	90	10	1	246.1350	111,89
40	90	10	1	246.1400	129,27
45	90	10	1	246.1450	155,85
50	90	10	1	246.1500	176,27

900 Multi-Function 'Wave-Cutter' set, in wooden case



Execution: Similar to DIN 7483G, exchangeable center point and center drill bit, with patented wavy periphery cutting edge, 2 lifters and taper shank with 3 flats.

Application: The new WAVE CUTTER Forstner Bit is MULTI-FUNCTIONAL and can be used for many different applications.

- Precise drilling at an extreme angle
- Exchangeable center point and center drill bit
- Using a new connection technology without screwing
- Quick connection of extensions with the new connection technology
- Extension with Morse taper adapter for wood turners available
- 100% true running accuracy

Description	Type	Content	pcs/PU	Item no.	€ / PU
11 piece MF Wave-Cutter set	246	1x ø15, 20, 25, 30 and 35mm 1x extension 93mm 1x dismantling tool 2x centering drill bit 2x centering tip	1	900.1076	530,77
11 piece MF Wave-Cutter set	246	1x ø20, 22, 25, 30 and 35mm 1x extension 93mm 1x dismantling tool 2x centering drill bit 2x centering tip	1	900.1077	540,51
11 piece MF Wave-Cutter set	246	1x ø25, 30, 35, 40 and 50mm 1x extension 150mm 1x dismantling tool 2x centering drill bit 2x centering tip	1	900.1078	696,17
17 piece MF Wave-Cutter set	246	1x ø15, 20, 22, 25, 30, 35, 40, 45 and 50mm 1x extension 150 and 250mm 1x adapter MT2 1x dismantling tool 2x centering drill bit 2x centering tip	1	900.1079	1.202,78


246 Multi-Function 'Wave-Cutter', accessories



Nr.	Description	pcs/PU	Item no.	€ / PU
1	Extension 93mm	1	246.1900	54,46
1	Extension 150mm	1	246.1901	59,16
1	Extension 250mm	1	246.1902	64,83
2	Adapter MT2	1	246.1903	105,47
3	Dismantling tool	1	246.1904	42,91
4	Centering tip ø4 x 24mm	5	246.1905	61,11
5	Centering drill bit ø4 x 40mm	3	246.1906	43,40

247

Forstner drill bit, TCT



Execution: TCT, with small center point, 2 spurs, 2 cutters, with reduced, cylindrical shank. Other diameters and specifications on request. Tightest tolerance. Shank 10 x 30 mm.

Application: For drilling smooth and precise holes in hard wood, laminated wood, chipboards and plastic coated material.
Speed: 1.200-6.000 rev/min


TCT

d ₁	l ₁	d ₂	pcs/PU	Item no.	€ / PU
10	90	10	1	247.0100	67,20
11	90	10	1	247.0110	70,26
12	90	10	1	247.0120	70,32
13	90	10	1	247.0130	72,26
14	90	10	1	247.0140	72,26
15	90	10	1	247.0150	72,32
16	90	10	1	247.0160	73,95
17	90	10	1	247.0170	75,93
18	90	10	1	247.0180	75,98
19	90	10	1	247.0190	77,43
20	90	10	1	247.0200	77,43
21	90	10	1	247.0210	83,65
22	90	10	1	247.0220	83,65
23	90	10	1	247.0230	85,95
24	90	10	1	247.0240	85,95
25	90	10	1	247.0250	86,15
26	90	10	1	247.0260	87,69
27	90	10	1	247.0270	89,89
28	90	10	1	247.0280	90,00

d ₁	l ₁	d ₂	pcs/PU	Item no.	€ / PU
29	90	10	1	247.0290	91,94
30	90	10	1	247.0300	92,06
31	90	10	1	247.0310	98,78
32	90	10	1	247.0320	98,84
33	90	10	1	247.0330	99,03
34	90	10	1	247.0340	99,09
35	90	10	1	247.0350	99,22
36	90	10	1	247.0360	108,25
38	90	10	1	247.0380	114,11
40	90	10	1	247.0400	116,59
42	90	10	1	247.0420	133,78
44	90	10	1	247.0440	140,08
45	90	10	1	247.0450	141,45
48	90	10	1	247.0480	144,63
50	90	10	1	247.0500	145,56
52	90	10	1	247.0520	169,60
54	90	10	1	247.0540	188,47
55	90	10	1	247.0550	196,31
60	90	10	1	247.0600	198,63

248

Universal bit, adjustable



Execution: Special steel, adjustable, with 2 exchangeable cutters and a suitable Allen key.

Application: For fast drilling in pine wood, beech wood and oak wood as well as in hardboard, sturdy quality.


d (min-max)	l ₁	Shank	pcs/PU	Item no.	€ / PU
22 - 52	140	Cylindrical, 3-flats	1	248.0005	269,92

SP



249

Hinge drill bit



Execution: Tungsten carbide tipped hinge drill bits with centring point and two carbide cutters.


Application: Precise and accurate hole for the mounting of hinges in all kinds of wood, particle board and hard plastic laminated boards.
Only for stationary use!

d ₁	l ₁	d ₂	pcs/PU	Item no.	€ / PU
26	58	8	1	249.0260	24,45
30	58	8	1	249.0300	24,61
35	58	8	1	249.0350	24,71

TCT

251

Tenon plug cutter, Premium



Execution: DIN 7489, peripheral cutter, multi-cutting, cylindrical shank. Available in special steel. On request in HS and TCT, with special lengths for specimen and shanks like morse cone and inner thread.

Application: For improving knot-holes, making tenons, or special length plugs. The tenon cutters have an excess of 0,1 mm to permit the exact seating of the knot-hole dowels.

SP

d ₁	l ₁	l ₂	d ₂	Z	pcs/PU	Item no.	€ / PU
6	140	80	13	4	1	251.0600	101,00
8	140	80	13	4	1	251.0800	101,24
10	140	80	13	4	1	251.1000	102,28
12	140	80	13	4	1	251.1200	108,08
13	140	80	13	4	1	251.1300	110,54
14	140	80	13	4	1	251.1400	110,62
15	140	80	13	4	1	251.1500	110,91
16	140	80	13	4	1	251.1600	133,26
18	140	80	13	4	1	251.1800	133,31
20	140	80	13	5	1	251.2000	133,37
22	140	80	13	5	1	251.2200	139,54
25	140	80	13	5	1	251.2500	139,61

d ₁	l ₁	l ₂	d ₂	Z	pcs/PU	Item no.	€ / PU
30	140	80	13	5	1	251.3000	144,97
32	140	80	13	5	1	251.3200	166,25
35	160	100	16	5	1	251.3500	168,60
40	160	100	16	6	1	251.4000	194,51
45	160	100	16	6	1	251.4500	218,15
50	160	100	16	6	1	251.5000	250,65
55	160	100	16	6	1	251.5500	345,54
60	160	100	16	6	1	251.6000	329,61
65	160	100	16	8	1	251.6500	434,43
70	160	100	16	8	1	251.7000	514,13
80	160	100	16	8	1	251.8000	687,86

900

Tenon plug cutter set, Premium, in wooden case



Execution: DIN 7489, peripheral cutter, multi-cutting, cylindrical shank. Available in special steel. On request in HS and TCT, with special lengths for specimen and shanks like morse cone and inner thread.

Application: For improving knot-holes, making tenons, or special length plugs. The tenon cutters have an excess of 0,1 mm to permit the exact seating of the knot-hole dowels.

Description	Type	Content	pcs/PU	Item no.	€ / PU
5 pc set tenon plug cutters	251	ø15, 20, 25, 30 and 35mm / 1 piece each	1	900.1080	801,98

900

Tenon plug cutter and Forstner drill bit set, Premium, in wooden case



Execution: Tenon plug cutters (251):
DIN 7489, peripheral cutter, multi-cutting, cylindrical shank. Available in special steel. On request in HS and TCT, with special lengths for specimen and shanks like morse cone and inner thread.

Forstner drill bits (245):
DIN 7483 G, with center point, 2 cutters, 2 spurs, and reduced cylindrical shank. Other diameters and specifications on request.


Application: Tenon plug cutters (251):
For improving knot-holes, making tenons, or special length plugs. The tenon cutters have an excess of 0,1 mm to permit the exact seating of the knot-hole dowels.

Forstner drill bits (245):
For drilling smooth and precise holes in soft and hard woods and laminates. For use in portable power drills and stationary boring machines.

Description	Type	Content	pcs/PU	Item no.	€ / PU
6 pc tenon plug cutters and forstner drill bit set	251 & 245	ø15, 20 en 25mm / 1 piece of each model	1	900.1085	576,17
6 pc tenon plug cutters and forstner drill bit set	251 & 245	ø25, 30 en 50mm / 1 piece of each model	1	900.1086	993,39
10 pc tenon plug cutters and forstner drill bit set	251 & 245	ø8, 10, 12, 15 and 20mm / 1 piece of each model	1	900.1087	810,26
10 pc tenon plug cutters and forstner drill bit set	251 & 245	ø15, 20, 25, 30 and 35mm / 1 piece of each model	1	900.1088	1.030,14

251

Tenon plug cutter, Standard



Execution: Tapered tenon plug cutter, 1,5 degree. CV-steel.

Application: To produce perfectly cylindrical plugs.

d_1	l_1	l_2	d_2	Z	pcs/PU	Item no.	€ / PU
8	53	18	10	4	1	251.9080	35,22
10	53	18	10	4	1	251.9100	34,99
12	53	18	10	4	1	251.9120	41,59
15	53	18	10	4	1	251.9150	44,42

Router bits, GOLD-LINE

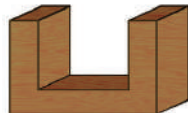



All GOLD-LINE router bits are supplied in a 'Twist-Pack' that securely clamps the bit when locked. To open the pack and release the bit, or to secure the bit and close the pack, just rotate the top lid by 45 degrees.



271

TCT Straight cutter, GOLD-LINE



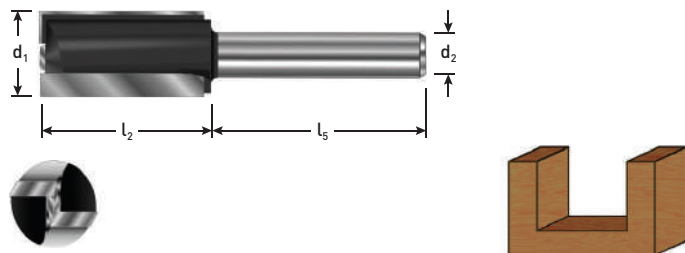
Execution: Two flutes for clean finish. For work in abrasive materials such as chipboard, MDF, plywood and hardwood. For grooving, rebating and mortising. (ø2 = Z1)

d ₁	l ₂	l ₅	d ₂	pcs/PU	Item no.	€/PU
2	6	32	8	1	271.01.0200	40,32
3	8	32	8	1	271.01.0300	42,89
5	12	32	8	1	271.01.0500	30,94
5	16	32	8	1	271.01.0501	30,86
5	20	32	8	1	271.01.0502	68,57
6	19	32	8	1	271.01.0600	31,02
6	25	32	8	1	271.01.0601	30,82
8	20	32	8	1	271.01.0800	32,54
8	30	32	8	1	271.01.0801	34,85
10	20	32	8	1	271.01.1000	34,16
10	30	32	8	1	271.01.1001	37,25
12	20	32	8	1	271.01.1200	34,03
12	32	32	8	1	271.01.1201	37,34
12	38	32	8	1	271.01.1202	42,32
12	50	32	8	1	271.01.1203	49,54
14	20	32	8	1	271.01.1400	34,43
14	30	32	8	1	271.01.1401	40,60
15	20	32	8	1	271.01.1500	38,85
15	30	32	8	1	271.01.1501	44,58
16	20	32	8	1	271.01.1600	40,64
16	32	32	8	1	271.01.1601	30,78
16	38	32	8	1	271.01.1602	48,63
16	50	32	8	1	271.01.1603	59,73
18	20	32	8	1	271.01.1800	42,70
18	30	32	8	1	271.01.1801	44,58
20	20	32	8	1	271.01.2000	42,93
20	30	32	8	1	271.01.2001	46,78
22	20	32	8	1	271.01.2200	46,70
22	30	32	8	1	271.01.2201	52,70
24	20	32	8	1	271.01.2400	48,60
25	20	32	8	1	271.01.2500	48,63

d ₁	l ₂	l ₅	d ₂	pcs/PU	Item no.	€/PU
25	30	32	8	1	271.01.2501	59,30
5	12	40	12	1	272.01.0500	30,63
5	16	40	12	1	272.01.0501	30,63
5	20	40	12	1	272.01.0502	68,33
6	19	40	12	1	272.01.0600	30,86
6	25	40	12	1	272.01.0601	32,13
8	20	40	12	1	272.01.0800	32,27
8	30	40	12	1	272.01.0801	35,00
10	20	40	12	1	272.01.1000	33,88
10	30	40	12	1	272.01.1001	37,22
12	20	40	12	1	272.01.1200	34,07
12	32	40	12	1	272.01.1201	37,22
12	38	40	12	1	272.01.1202	42,01
12	50	40	12	1	272.01.1203	49,54
14	20	40	12	1	272.01.1400	33,88
14	30	40	12	1	272.01.1401	40,67
15	20	40	12	1	272.01.1500	38,85
16	20	40	12	1	272.01.1600	40,46
16	32	40	12	1	272.01.1601	44,46
16	50	40	12	1	272.01.1603	59,55
18	20	40	12	1	272.01.1800	42,70
18	30	40	12	1	272.01.1801	44,46
20	20	40	12	1	272.01.2000	42,55
20	30	40	12	1	272.01.2001	46,61
22	20	40	12	1	272.01.2200	46,70
22	30	40	12	1	272.01.2201	52,70
24	20	40	12	1	272.01.2400	48,81
25	20	40	12	1	272.01.2500	48,57
25	30	40	12	1	272.01.2501	58,96

TCT Straight cutter, center tip, GOLD-LNE

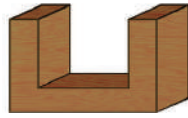

Execution: Two flutes for clean finish. Suitable for plunge. For work in abrasive materials such as chipboard, MDF, plywood and hardwood. For grooving, rebating and mortising.



d ₁	l ₂	l ₅	d ₂	pcs/PU	Item no.	€ / PU
3	8	32	8	1	271.02.0300	42,01
5	20	32	8	1	271.02.0500	68,55
6	20	32	8	1	271.02.0600	68,57
7	20	32	8	1	271.02.0700	63,92
8	20	32	8	1	271.02.0800	46,61
8	30	32	8	1	271.02.0801	46,60
8	30	58	8	1	271.02.0802	46,70
9	20	32	8	1	271.02.0900	44,58
10	20	32	8	1	271.02.1000	44,58
10	30	58	8	1	271.02.1001	51,19
11	20	32	8	1	271.02.1100	44,75
12	20	32	8	1	271.02.1200	51,77
12	30	32	8	1	271.02.1201	58,91
12	30	58	8	1	271.02.1202	59,03
12	38	32	8	1	271.02.1203	65,08
12	50	32	8	1	271.02.1204	76,35
12	63	32	8	1	271.02.1205	94,36
13	20	32	8	1	271.02.1300	50,48
14	20	32	8	1	271.02.1400	54,97
14	30	32	8	1	271.02.1401	67,77
14	30	58	8	1	271.02.1402	67,07
15	20	32	8	1	271.02.1500	54,87
16	20	32	8	1	271.02.1600	58,96
16	20	50	8	1	271.02.1601	60,99
16	30	32	8	1	271.02.1602	70,88
16	30	58	8	1	271.02.1603	71,16
16	38	32	8	1	271.02.1604	80,24
16	50	32	8	1	271.02.1605	98,70
18	20	32	8	1	271.02.1800	62,62
18	20	50	8	1	271.02.1801	64,70
18	30	32	8	1	271.02.1802	77,17
20	20	32	8	1	271.02.2000	65,64
20	20	50	8	1	271.02.2001	67,03
20	32	32	8	1	271.02.2002	79,40
22	20	32	8	1	271.02.2200	68,76
22	20	50	8	1	271.02.2201	63,57
22	30	32	8	1	271.02.2202	85,96
24	20	32	8	1	271.02.2400	73,66
25	20	32	8	1	271.02.2500	73,02
28	20	32	8	1	271.02.2800	81,13
30	20	32	8	1	271.02.3000	87,47

d ₁	l ₂	l ₅	d ₂	pcs/PU	Item no.	€ / PU
3	8	40	12	1	272.02.0300	35,25
4	12	40	12	1	272.02.0400	47,94
5	20	40	12	1	272.02.0500	68,49
8	20	40	12	1	272.02.0800	44,37
8	30	40	12	1	272.02.0801	46,54
10	20	40	12	1	272.02.1000	44,37
10	30	40	12	1	272.02.1001	50,56
10	35	55	12	1	272.02.1002	61,43
12	20	40	12	1	272.02.1200	50,51
12	30	40	12	1	272.02.1201	59,39
12	38	40	12	1	272.02.1202	64,81
12	50	40	12	1	272.02.1203	76,08
12	63	40	12	1	272.02.1204	94,20
14	20	40	12	1	272.02.1400	54,62
14	30	40	12	1	272.02.1401	66,94
14	35	55	12	1	272.02.1402	71,88
15	20	40	12	1	272.02.1500	54,62
15	35	55	12	1	272.02.1501	68,92
16	20	40	12	1	272.02.1600	58,68
16	30	40	12	1	272.02.1601	70,71
16	38	40	12	1	272.02.1602	79,90
16	50	40	12	1	272.02.1603	98,54
16	60	50	12	1	272.02.1604	106,01
18	35	55	12	1	272.02.1801	81,38
18	60	50	12	1	272.02.1802	115,29
20	20	40	12	1	272.02.2000	64,81
20	32	40	12	1	272.02.2001	79,28
20	35	55	12	1	272.02.2002	81,54
20	60	50	12	1	272.02.2003	124,72
22	20	40	12	1	272.02.2200	68,76
22	35	55	12	1	272.02.2202	89,17
22	60	50	12	1	272.02.2204	132,84
24	20	40	12	1	272.02.2400	75,21
24	35	55	12	1	272.02.2401	88,33
24	40	50	12	1	272.02.2402	92,79
25	20	40	12	1	272.02.2500	66,65
25	35	55	12	1	272.02.2501	88,65
26	42	50	12	1	272.02.2600	97,05
28	42	50	12	1	272.02.2801	100,33
30	35	55	12	1	272.02.3000	104,28
35	35	55	12	1	272.02.3500	139,47

TCT Straight cutter, M12x1, GOLD-LINE



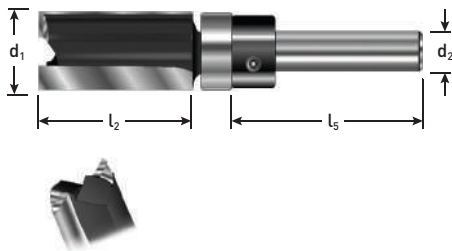
Execution: With two straightcutting edges, for ground cutting. Inside thread M12x1, for centric chucks. Right-hand cutting. Other diameters and specifications on request.

Application: For cutting, grooving and mortising in soft and hard woods as well as in laminated material. Suitable for automatic feed and hand driven advance.
Speed: 15000–24000 RPM.
Feed rate: up to 8 m/min.

d ₁	l ₁	l ₂	F ₁	pcs/PU	Item no.	€ / PU
8	67	35	MF12x1	1	271.03.0800	62,47
10	67	35	MF12x1	1	271.03.1000	105,01
12	67	35	MF12x1	1	271.03.1200	73,92
12	72	40	MF12x1	1	271.03.1201	67,77
12	77	45	MF12x1	1	271.03.1202	73,20
14	67	35	MF12x1	1	271.03.1400	107,24
14	72	40	MF12x1	1	271.03.1401	67,63
14	77	45	MF12x1	1	271.03.1402	89,77
14	92	60	MF12x1	1	271.03.1403	109,23
16	72	40	MF12x1	1	271.03.1600	130,50

d ₁	l ₁	l ₂	F ₁	pcs/PU	Item no.	€ / PU
16	77	45	MF12x1	1	271.03.1601	81,05
18	77	45	MF12x1	1	271.03.1800	76,88
18	92	60	MF12x1	1	271.03.1801	86,03
20	67	35	MF12x1	1	271.03.2000	111,08
20	77	45	MF12x1	1	271.03.2001	77,46
20	92	60	MF12x1	1	271.03.2002	123,97
22	72	40	MF12x1	1	271.03.2200	81,65
25	67	35	MF12x1	1	271.03.2500	128,76
25	77	45	MF12x1	1	271.03.2501	130,06

TCT Straight cutter, guide bearing, GOLD-LINE

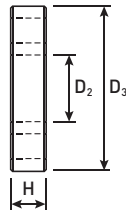
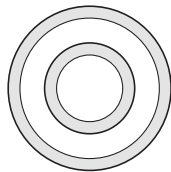


Execution: Two flutes for clean finish. Suitable for plunge. Can be used as straight bit and as trimmer. Used for template work when the template is above the worked material. Exchangeable ball bearing. And also suitable for use with curve-shaping tools.

d ₁	l ₂	l ₅	d ₂	pcs/PU	Item no.	€ / PU
12,7	25	32	8	1	271.04.1271	48,74
16	19	32	8	1	271.04.1600	55,52
16	25	32	8	1	271.04.1601	58,96


d ₁	l ₂	l ₅	d ₂	pcs/PU	Item no.	€ / PU
19	25	32	8	1	271.04.1900	66,19
22	25	32	8	1	271.04.2200	65,64

Guide bearing



D ₃	H (mm)	D ₂	pcs/PU	Item no.	€ / PU
12	3,5	8	1	273.01.1208	20,83
16	5	8	1	273.01.1608	20,10
19	6	8	1	273.01.1908	20,87
22	7	8	1	273.01.2208	20,50

TCT Straight cutter, insert, GOLD-LINE




Execution: A unique tool. When used intensively, tools with inserts generally have advantages compared to conventional tools. No more resharpening makes the tool ready for use at all times and with a constant diameter. Inserts have 2 or more cutting edges. Due to its unique blade clamping design, these tools are equipped with an optimally sized chip space. The inserts with sintered chip breakers offer optimized cutting angles, even in the smaller diameters, starting from ø8.

d ₁	l ₁	l ₂	d ₂	pcs/PU	Item no.	€ / PU
8	63	20	8	1	271.05.0800	143,77
10	63	20	8	1	271.05.1000	143,20
12	63	20	8	1	271.05.1200	142,60
14	74	30	8	1	271.05.1400	148,59
15	74	30	8	1	271.05.1500	148,59
16	74	30	8	1	271.05.1600	149,01
18	74	30	8	1	271.05.1800	149,28
20	74	30	8	1	271.05.2000	149,64
22	74	30	8	1	271.05.2200	150,47
8	63	20	12	1	272.05.0800	143,35
10	63	20	12	1	272.05.1000	143,04

d ₁	l ₁	l ₂	d ₂	pcs/PU	Item no.	€ / PU
12	63	20	12	1	272.05.1200	143,20
14	74	30	12	1	272.05.1400	148,07
14	94	50	12	1	272.05.1401	182,84
15	74	30	12	1	272.05.1500	148,51
16	74	30	12	1	272.05.1600	148,82
16	94	50	12	1	272.05.1601	183,23
18	74	30	12	1	272.05.1800	151,33
18	94	50	12	1	272.05.1801	184,19
20	74	30	12	1	272.05.2000	151,20
20	94	50	12	1	272.05.2001	186,53
22	74	30	12	1	272.05.2200	142,38

Carbide insert for 271.05



L (mm)	B (mm)	H (mm)	pcs/PU	Item no.	€ / PU
20	5,5	1,1	1	273.02.2055	28,33
30	10	1,5	1	273.02.3010	33,41
50	10	1,5	1	273.02.5010	36,69

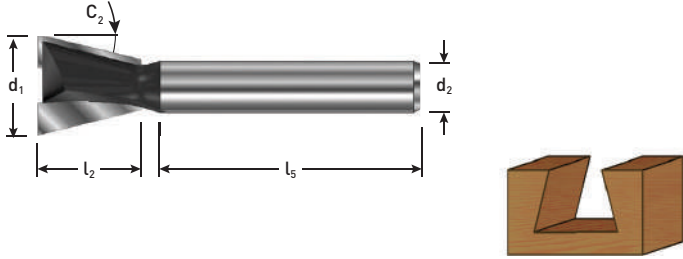
Screw for 271.05



Dimensions (mm)	Suitable for	pcs/PU	Item no.	€ / PU
M2,5 x 3	ø8 - ø12	1	273.03.9000	3,91
M4 x 4	ø14 - ø22	1	273.03.9001	3,17

TCT Dovetail cutter, GOLD-LINE

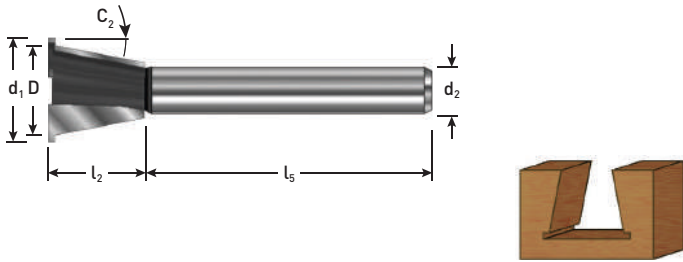
Execution: Two flutes, without side spurs.



d ₁	l ₂	l ₅	C ₂	d ₂	pcs/PU	Item no.	€ / PU
6,35	7,9	32	7,5°	8	1	271.06.0635	27,91
9,5	9,5	32	12°	8	1	271.06.0951	27,91
14,3	12,7	32	14°	8	1	271.06.1430	32,00
14,3	13,5	32	15°	8	1	271.06.1431	31,96
22	22	32	15°	8	1	271.06.2200	44,35
9,5	9,5	40	9°	12	1	272.06.0950	27,81
12,7	12,7	40	14°	12	1	272.06.1270	29,43
14,3	12,7	40	14°	12	1	272.06.1430	31,84
19	19	40	14°	12	1	272.06.1900	39,58
19	22,2	40	7°	12	1	272.06.1901	40,06
25,4	22,2	40	14°	12	1	272.06.2540	48,57

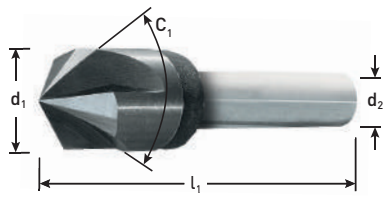
TCT Dovetail cutter, side spurs, GOLD-LINE

Execution: Two flutes, with side spurs.



d ₁	l ₂	l ₅	C ₂	D (mm)	d ₂	pcs/PU	Item no.	€ / PU
14,3	13,5	32	14°	12,7	8	1	271.07.1430	42,36
14,3	13,5	40	14°	12,7	12	1	272.07.1430	42,04

Solid carbide V-Groove bit, GOLD-LINE




Execution: Solid carbide cutter head with 3 cutting edges, for centric chuck, right-handed use. Other diameters and specification on request.

Application: For cutting V-grooves and decorative grooves and for signmaking in soft and hard wood and laminated material. Speed: 15.000–24.000 rev/min

d ₁	l ₁	C ₁	d ₂	pcs/PU	Item no.	€ / PU
14	65	60°	8	1	271.08.1401	41,46

TCT V-Groove bit, GOLD-LINE




Execution: Suitable for routing machines with high RPM spindles.

Application: Used for bevelling, chamfering and for producing mortar grooves. Can be used for imitating 'V' jointed tongue and groove on man-made board. Can be used for lettering and freehand designs for which the 60° profile is the most likely.

d ₁	l ₂	l ₅	C ₁	d ₂	pcs/PU	Item no.	€ / PU
12,7	15,9	32	60°	8	1	271.09.1270	42,24
19,05	20,6	32	60°	8	1	271.09.1905	63,12
12,7	12,7	32	90°	8	1	271.09.1271	44,35
15,9	12,7	32	90°	8	1	271.09.1590	49,15
19,05	15,9	32	90°	8	1	271.09.1906	57,18

d ₁	l ₂	l ₅	C ₁	d ₂	pcs/PU	Item no.	€ / PU
32	22	32	90°	8	1	271.09.3200	87,16
19,05	15,9	40	90°	12	1	272.09.1906	57,26
32	23,5	40	90°	12	1	272.09.3200	87,04

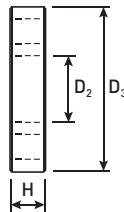
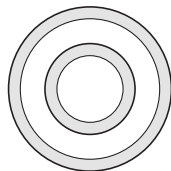
TCT V-Groove bit, guide bearing, GOLD-LINE



Execution: Like a regular V-groove bit, but with a guide bearing on the shank, therefore ideal for use with a simple template.

d ₁	l ₂	l ₅	C ₁	d ₂	pcs/PU	Item no.	€ / PU
12	12	32	90°	8	1	271.10.1200	52,18

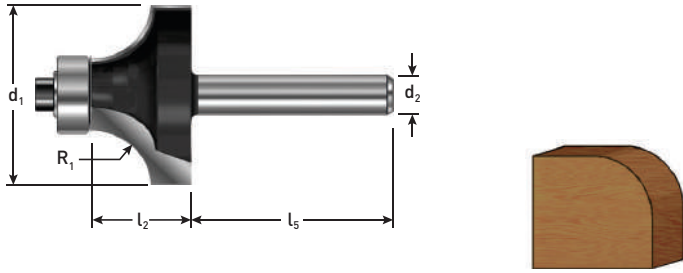
Guide bearing



D ₃	H (mm)	D ₂	pcs/PU	Item no.	€ / PU
12	3,5	8	1	273.01.1208	20,83

TCT Rounding over cutter, guide bearing, GOLD-LINE

Execution: Two flutes, with exchangeable guide bearing.

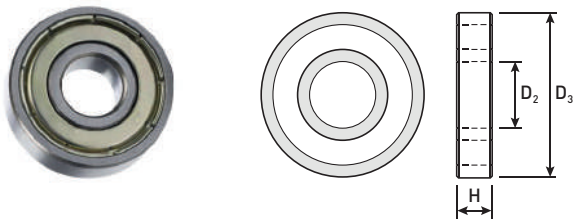


d ₁	l ₂	l ₅	R ₁	d ₂	pcs/PU	Item no.	€ / PU
16,7	9,5	32	2	8	1	271.11.0200	48,28
18,7	9,5	32	3	8	1	271.11.0300	48,33
20,7	9,5	32	4	8	1	271.11.0400	52,40
22,7	9,5	32	5	8	1	271.11.0500	56,68
24,7	12,7	32	6	8	1	271.11.0600	58,57
25,4	12,7	32	6,35	8	1	271.11.0635	61,34
28,6	12,7	32	8	8	1	271.11.0800	62,72
31,8	15,9	32	9,5	8	1	271.11.0950	74,01
32,7	16	32	10	8	1	271.11.1000	74,65
36,7	19	32	12	8	1	271.11.1200	79,74
38,1	19	32	12,7	8	1	271.11.1270	82,91
44,7	22	32	16	8	1	271.11.1600	104,31
16,7	9,5	40	2	12	1	272.11.0200	48,01
18,7	9,5	40	3	12	1	272.11.0300	48,01

d ₁	l ₂	l ₅	R ₁	d ₂	pcs/PU	Item no.	€ / PU
22,7	9,5	40	5	12	1	272.11.0500	56,38
24,7	12,7	40	6	12	1	272.11.0600	58,52
25,4	12,7	40	6,35	12	1	272.11.0635	61,15
28,6	12,7	40	8	12	1	272.11.0800	62,51
31,8	15,9	40	9,5	12	1	272.11.0950	73,68
32,7	16	40	10	12	1	272.11.1000	74,58
36,7	19	40	12	12	1	272.11.1200	79,67
38,1 *	19	40	12,7	12	1	272.11.1270	82,44
44,7	22,2	40	16	12	1	272.11.1600	103,63
50,8	25,4	40	19	12	1	272.11.1900	124,37
57,2	28,6	40	22,2	12	1	272.11.2220	152,58
63,5	31,8	40	24,4	12	1	272.11.2440	167,52
69,9	34,9	40	28,6	12	1	272.11.2860	197,62
76,2	38,1	40	31,8	12	1	272.11.3180	226,08

* Phase-out item, available until stock has depleted

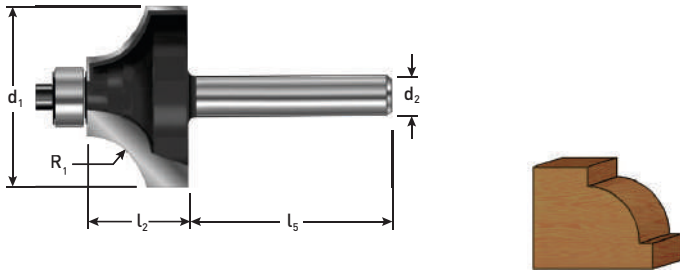
Guide bearing



D ₃	H (mm)	D ₂	pcs/PU	Item no.	€ / PU
12,7	4,76	4,76	1	273.01.1274	18,59

TCT Beading cutter, GOLD-LINE

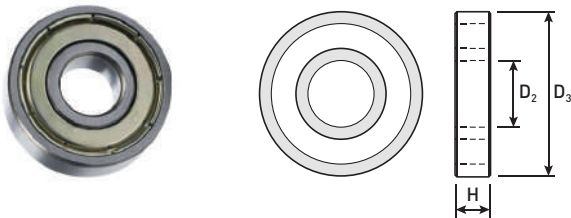
Execution: Two flutes, with exchangeable guide bearing.



d ₁	l ₂	l ₅	R ₁	d ₂	pcs/PU	Item no.	€ / PU
22,7	9,5	32	5	8	1	271.12.0500	56,26
24,7	12,7	32	6	8	1	271.12.0600	58,38
32,7	16	32	10	8	1	271.12.1000	74,55
36,7	19	32	12	8	1	271.12.1200	79,63
16,7	9,5	40	2	12	1	272.12.0200	48,10
18,7	9,5	40	3	12	1	272.12.0300	48,10
20,7	9,5	40	4	12	1	272.12.0400	52,23

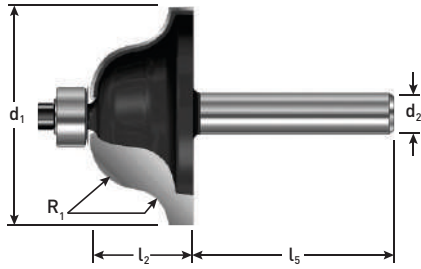
d ₁	l ₂	l ₅	R ₁	d ₂	pcs/PU	Item no.	€ / PU
24,7	12,7	40	6	12	1	272.12.0600	58,38
25,4	12,7	40	6,35	12	1	272.12.0635	61,11
31,8	15,9	40	9,5	12	1	272.12.0950	73,77
38,1	19	40	12,7	12	1	272.12.1270	83,29
57,2	28,6	40	22,2	12	1	272.12.2220	150,03
63,5	31,8	40	25,4	12	1	272.12.2540	168,40
69,9	34,9	40	28,6	12	1	272.12.2860	195,32
76,2	38,1	40	31,75	12	1	272.12.3175	228,05

Guide bearing



D ₃	H (mm)	D ₂	pcs/PU	Item no.	€ / PU
9,52	3,18	4,76	1	273.01.0904	18,59

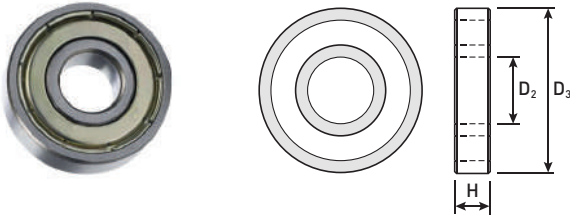
TCT Roman Ogee cutter, GOLD-LINE



Execution: Two flutes, with exchangeable guide bearing.

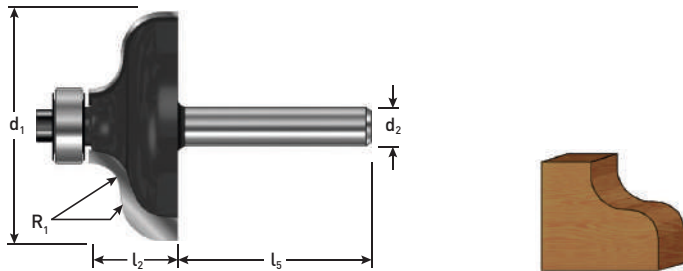
d ₁	l ₂	l ₅	R ₁	d ₂	pcs/PU	Item no.	€ / PU
27	11,9	32	4	8	1	271.13.0400	69,99
34,9	16,6	32	6,35	8	1	271.13.0635	81,83
43	25	32	8	8	1	271.13.0800	103,63
43	25	40	8	12	1	272.13.0800	103,74

Guide bearing



D ₃	H (mm)	D ₂	pcs/PU	Item no.	€ / PU
9,52	3,18	4,76	1	273.01.0904	18,59

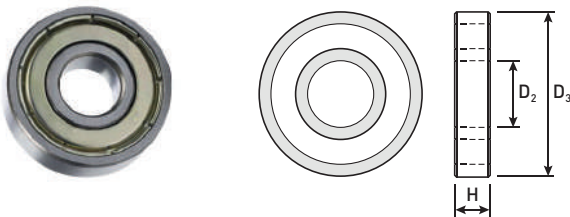
TCT Ogee cutter, GOLD-LINE



Execution: Two flutes, with exchangeable guide bearing.

d ₁	l ₂	l ₅	R ₁	d ₂	pcs/PU	Item no.	€ / PU
31,8	12,7	32	4,8	8	1	271.14.0480	86,66
38,1	17,5	32	6,35	8	1	271.14.0635	93,77
31,8	12,7	40	4,8	12	1	272.14.0480	86,77


Guide bearing



D ₃	H (mm)	D ₂	pcs/PU	Item no.	€ / PU
12,7	4,76	4,76	1	273.01.1274	18,59

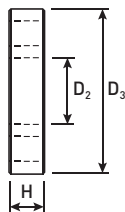
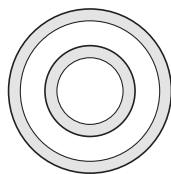
TCT Ogee filet cutter, GOLD-LINE

Execution: Two flutes, with exchangeable guide bearing.



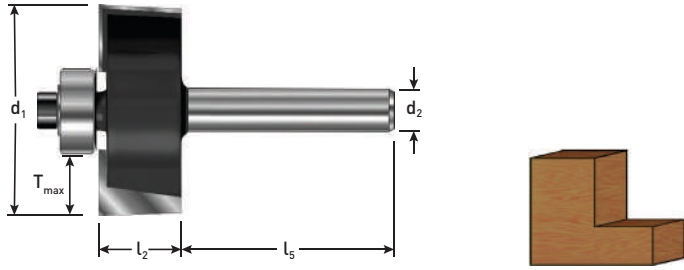
d ₁	l ₂	l ₅	R ₁	d ₂	pcs/PU	Item no.	€ / PU
34,9	14,3	32	4,8	8	1	271.15.0480	96,73
41,3	17,5	32	6,35	8	1	271.15.0635	109,79
41,3	17,5	40	6,35	12	1	272.15.0635	109,90

Guide bearing



D ₃	H (mm)	D ₂	pcs/PU	Item no.	€ / PU
12,7	4,76	4,76	1	273.01.1274	18,59

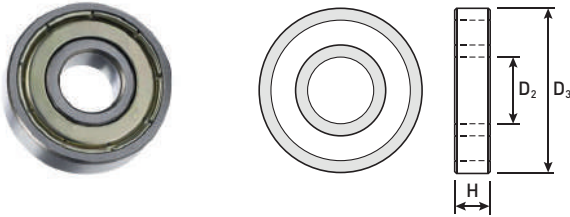
TCT Rebate cutter GOLD-LINE



Execution: Two flutes, with exchangeable guide bearing for straight or curved work. Rebate depth 9,5 mm.

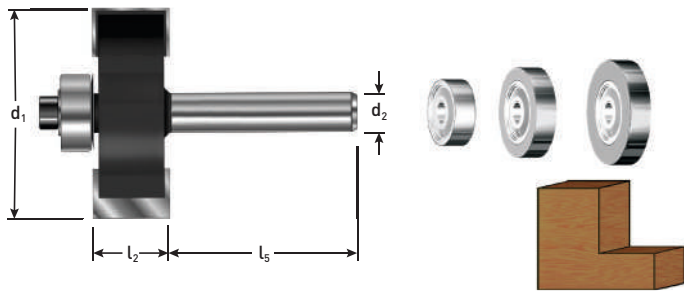
d ₁	T _{max}	l ₂	l ₅	d ₂	pcs/PU	Item no.	€ / PU
31,8	9,5	12,7	32	8	1	271.16.3180	61,38
31,8	9,5	12,7	40	12	1	272.16.3180	60,91

Guide bearing



D ₃	H (mm)	D ₂	pcs/PU	Item no.	€ / PU
12,7	4,76	4,76	1	273.01.1274	18,59

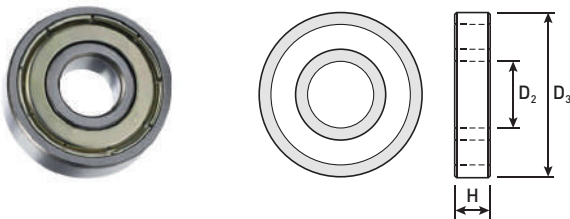
TCT Rebate cutter, guide bearing set, GOLD-LINE



Execution: Popular rebate sets which includes 4 sizes of guide bearings for a choice of rebates with following depths: 12,7 / 11,1 / 9,5 / 7,9mm.

d ₁	l ₂	l ₅	d ₂	pcs/PU	Item no.	€ / PU
34,9	12,7	32	8	1	271.17.3490	100,36
34,9	12,7	40	12	1	272.17.3490	99,66

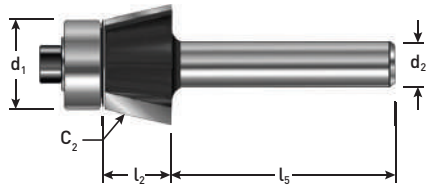
Guide bearing



D ₃	H (mm)	D ₂	pcs/PU	Item no.	€ / PU
9,52	3,18	4,76	1	273.01.0904	18,59
12,7	4,76	4,76	1	273.01.1274	18,59
15,88	5	5	1	273.01.1505	19,82
19,05	5,00	4,76	1	273.01.1957	27,78

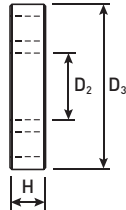
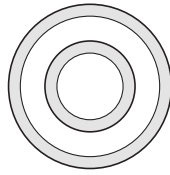
TCT Bevel trim cutter, GOLD-LINE

Execution: Two flutes, with exchangeable guide bearing.



d ₁	l ₂	l ₅	C ₂	d ₂	pcs/PU	Item no.	€ / PU
17,2	9,5	32	15°	8	1	271.18.1720	50,59
19,9	9,5	32	22°	8	1	271.18.1990	50,59
23	9,5	32	30°	8	1	271.18.2300	50,74
36	11,6	32	45°	8	1	271.18.3600	70,18
19,9	9,5	40	22°	12	1	272.18.1990	50,56
36	11,6	40	45°	12	1	272.18.3600	77,09


Guide bearing



D ₃	H (mm)	D ₂	pcs/PU	Item no.	€ / PU
12,7	4,76	4,76	1	273.01.1274	18,59

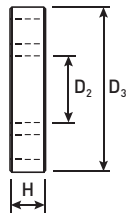
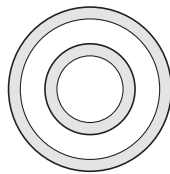
TCT Chamfer cutter, GOLD-LINE

Execution: Two flutes, exchangeable bearing guided chamfer cutters. 45° angle and bigger blade length, ideal for a plain chamfer.



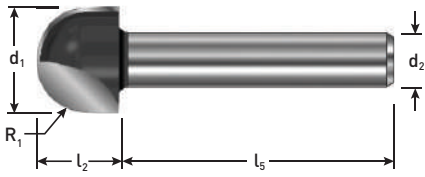
d ₁	l ₂	l ₅	C ₂	d ₂	pcs/PU	Item no.	€ / PU
28,6	9	32	45°	8	1	271.19.2860	63,85
44,5	15,9	32	45°	8	1	271.19.4450	83,61
44,5	15,9	40	45°	12	1	272.19.4450	92,12
50,8	19	40	45°	12	1	272.19.5080	112,28
57,2	22,2	40	45°	12	1	272.19.5720	126,48

Guide bearing



D ₃	H (mm)	D ₂	pcs/PU	Item no.	€ / PU
9,52	3,18	4,76	1	273.01.0904	18,59
12,7	4,76	4,76	1	273.01.1274	18,59

TCT Core box cutter, GOLD-LINE

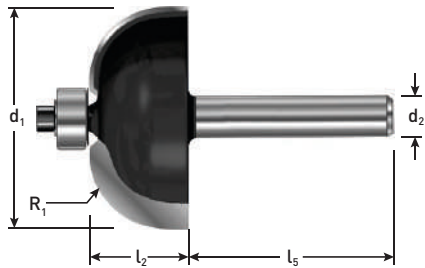


Execution: Two fluted cutters for round bottom, decorative and functional slots and grooves. The cutters with radius 19 (ø38,1) and 25,4 (ø50,8) can be used as handrail bits for stairs.

d ₁	l ₂	l ₅	R ₁	d ₂	pcs/PU	Item no.	€ / PU
6	6	32	3	8	1	271.20.0300	31,51
8	8	32	4	8	1	271.20.0400	32,82
10	9,5	32	5	8	1	271.20.0500	36,07
12	9,5	32	6	8	1	271.20.0600	40,15
12,7	9,5	32	6,35	8	1	271.20.0635	39,98
16	12	32	8	8	1	271.20.0800	46,07
19	11	32	9,5	8	1	271.20.0950	44,48
20	16	32	10	8	1	271.20.1000	56,35
24,4	19	32	12,7	8	1	271.20.1270	71,42

d ₁	l ₂	l ₅	R ₁	d ₂	pcs/PU	Item no.	€ / PU
10	9,5	40	5	12	1	272.20.0500	35,96
12,7	9,5	40	6,35	12	1	272.20.0635	40,43
16	12	40	8	12	1	272.20.0800	46,03
20	16	40	10	12	1	272.20.1000	55,82
25,4	19	40	12,7	12	1	272.20.1270	75,28
38,1	22,2	40	19,05	12	1	272.20.1905	95,76
50,8	31,8	40	25,4	12	1	272.20.2540	142,38

TCT Cove cutter, GOLD-LINE

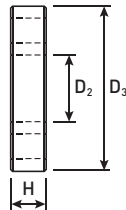
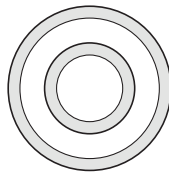


Execution: Two flutes, with exchangeable guide bearing.

d ₁	l ₂	l ₅	R ₁	d ₂	pcs/PU	Item no.	€ / PU
17,5	9,5	32	4	8	1	271.21.0400	52,60
19,5	9,5	32	5	8	1	271.21.0500	54,14
21,5	9,5	32	6	8	1	271.21.0600	58,38
22,2	12,7	32	6,35	8	1	271.21.0635	59,12

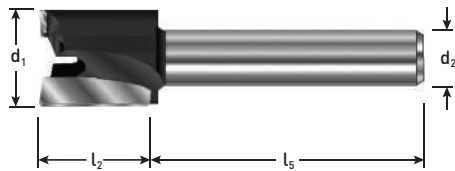
d ₁	l ₂	l ₅	R ₁	d ₂	pcs/PU	Item no.	€ / PU
25,5	12,7	32	8	8	1	271.21.0800	65,12
28,6	12,7	32	9,5	8	1	271.21.0950	69,99
34,9	15,9	32	12,7	8	1	271.21.1270	83,07

Guide bearing



D ₃	H (mm)	D ₂	pcs/PU	Item no.	€ / PU
9,52	3,18	4,76	1	273.01.0904	18,59


TCT Hinge mortising cutter, GOLD-LINE



Execution: Two flutes. Specifically designed for cutting holes for hinges, stair treads and the general routing of larger flat bottom areas with quick clearance of waste.

d ₁	l ₂	l ₅	d ₂	pcs/PU	Item no.	€ / PU
19	12	32	8	1	271.22.1400	40,60
30	12	32	8	1	271.22.3000	67,07
19	12	40	12	1	272.22.1900	40,06
30	12	40	12	1	272.22.3000	67,83


TCT Round nose grooving cutter, GOLD-LINE



Execution: Two fluted cutters for round bottom, decorative and functional slots and grooves. Extended length for deep grooving. The ø6 (R=3) cutter is single fluted.

d ₁	l ₂	l ₅	R ₁	d ₂	pcs/PU	Item no.	€ / PU
6	12,7	32	3	8	1	271.23.0300	36,34
9,5	12,7	32	4,75	8	1	271.23.0475	40,11
12,7	15,9	32	6,35	8	1	271.23.0635	48,10
9,5	12,7	40	4,75	12	1	272.23.0475	40,03
12,7	15,9	40	6,35	12	1	272.23.0635	48,13
25,4	31,8	40	12,7	12	1	272.23.1270	90,80

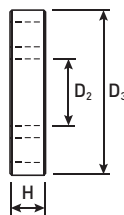
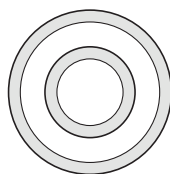
TCT Round nose grooving cutters, guide bearing, GOLD-LINE



Execution: Having all the functions of a round nose cutter, but with a guide bearing on the shank with the same diameter as the cutter, this cutter is ideal for use with templates.


d ₁	l ₂	l ₅	R ₁	d ₂	pcs/PU	Item no.	€ / PU
12	16	32	6	8	1	271.24.0600	60,40

Guide bearing



D ₃	H (mm)	D ₂	pcs/PU	Item no.	€ / PU
12	3,5	8	1	273.01.1208	20,83
25,4	12,7	8	1	273.01.2548	27,78

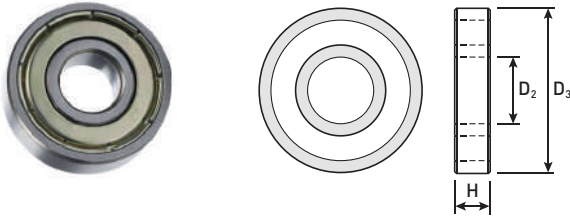
TCT Trimming cutter, GOLD-LINE



Execution: Two fluted cutter, with replaceable guide bearing. Diameter of the tool is ground to the diameter of the bearing for precise trimming. For trimming plastic or plywood overlays and copy profiling with templates.


d ₁	l ₂	l ₅	d ₂	pcs/PU	Item no.	€ / PU
12,7	12,7	32	8	1	271.25.1270	40,60

Guide bearing



D ₃	H (mm)	D ₂	pcs/PU	Item no.	€ / PU
9,52	3,18	4,76	1	273.01.0904	18,59
12,7	4,76	4,76	1	273.01.1274	18,59
19,05	7,14	6,35	1	273.01.1956	27,78

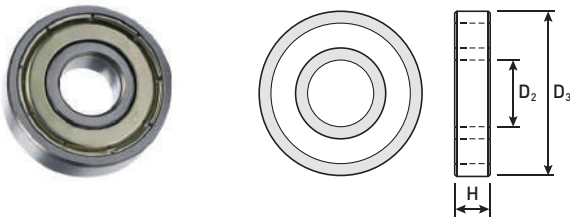
TCT Trimming cutter, helix, GOLD-LINE



Execution: Due to the negative angle cutting edges a shear angle is created which results in a superior finish of the edges, even for fast cuts in delicate materials. Ideal for coated boards and plastics, but also for long-fibre woods. Suitable for use with templates and curve-shaping tools.

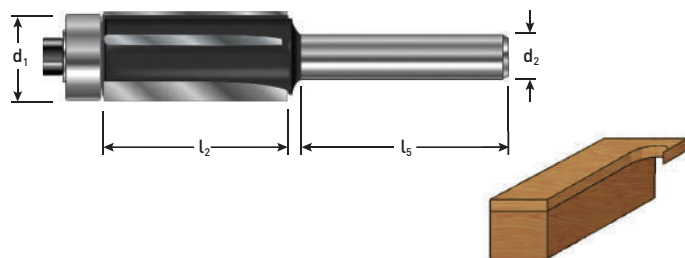
d ₁	l ₂	l ₅	d ₂	pcs/PU	Item no.	€ / PU
12,7	25,4	32	8	1	271.26.1270	45,83
19,05	50,8	40	12	1	272.26.1905	100,33

Guide bearing



D ₃	H (mm)	D ₂	pcs/PU	Item no.	€ / PU
12,7	4,76	4,76	1	273.01.1274	18,59
19,05	7,14	6,35	1	273.01.1956	27,78

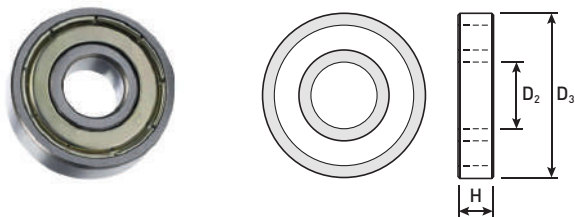
TCT Trimming cutter, Z3, GOLD-LINE



Execution: Three fluted cutter, with replaceable guide bearing. Diameter of the tool is ground to the diameter of the guide bearing for precise trimming. For trimming plastic or plywood overlays and copy profiling with templates.


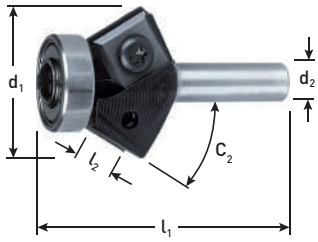
d ₁	l ₂	l ₅	d ₂	pcs/PU	Item no.	€ / PU
12,7	12,7	32	8	1	271.27.1270	41,53
12,7	25,4	32	8	1	271.27.1271	46,54
12,7	38,1	40	12	1	272.27.1272	52,95

Guide bearing



D ₃	H (mm)	D ₂	pcs/PU	Item no.	€ / PU
12,7	4,76	4,76	1	273.01.1274	18,59

TCT Chamfer cutter, 45°, inserts, GOLD-LINE

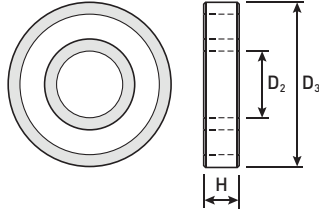


Execution: Chamfer cutter with 2 solid carbide inserts of which all four cutting edges can be used. Face and peripheral cutting, right-handed rotation, for manual feed.

Application: For cutting in laminated materials, soft and hard woods. Speed: 18.000-30.000 rev/min.

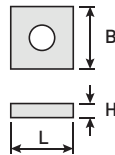

d_1	C_2	l_2	l_1	d_2	pcs/PU	Item no.	€ / PU
30	45°	12	42	8	1	271.28.3000	118,58

Guide bearing



D_3	H (mm)	D_2	pcs/PU	Item no.	€ / PU
9,52	3,18	4,76	1	273.01.0904	18,59

Carbide insert for 271.28



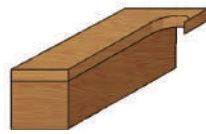

Dimensions (mm)	pcs/PU	Item no.	€ / PU
12 x 12 x 1,5	1	273.02.1212	5,94

Screw for 271.28



Dimensions (mm)	pcs/PU	Item no.	€ / PU
M4 x 6	1	273.03.9002	6,11

TCT Chamfer cutter, inserts, GOLD-LINE



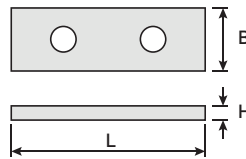
Execution: Chamfer cutter with 2 solid carbide inserts of which 2 cutting edges can be used, Peripheral cutting, with exchangeable guide bearing, right hand cutting, manual feed. Suitable for use with templates.

Application: For cutting in laminated materials. Speed: 18.000 - 30.000 rev/min.

d ₁	l ₁	l ₂	d ₂	pcs/PU	Item no.	€ / PU
19	50	12	8	1	271.29.1900	75,40
19	90	30	8	1	271.29.1902	91,31
22 *	50	12	8	1	271.29.2200	97,50

* Phase-out item, available until stock has depleted

Carbide insert for 271.29




Dimensions (mm)	pcs/PU	Item no.	€ / PU
12 x 12 x 1,5	1	273.02.1212	5,94
30 x 12 x 1,5	1	273.02.3012	7,75

Screw for 271.29



Dimensions (mm)	pcs/PU	Item no.	€ / PU
M4 x 6	1	273.03.9002	6,11

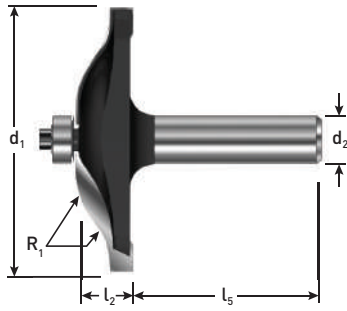
TCT Ball groove cutter, GOLD-LINE



Execution: Two fluted cutter, ideal for hiding pipes and cables as well as curtain rails with ball shaped runners. If the full diameter is to be used, a slot must cut first to clear the passage of the shank.

d ₁	l ₂	l ₅	d ₂	pcs/PU	Item no.	€ / PU
15,9	14,8	40	12	1	272.31.1590	60,99

TCT Panel raising cutter, sharp, GOLD-LINE

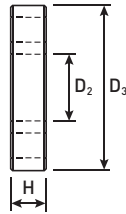
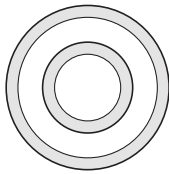


Execution: Two fluted cutter, with exchangeable guide bearing. Can be used overhead or inverted but always horizontal. Profile depths from 19 - 28,5mm. Because of the big diameter and the risk of breaking the 8mm shank, it is highly recommended to work in multiple steps up to final depth of cut.

Application: Speed: max. 12.000 rev/min.

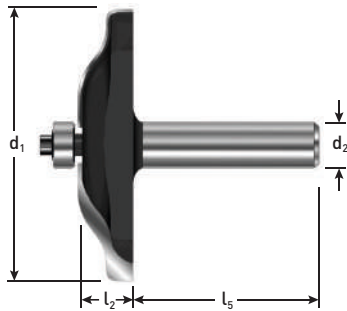
d ₁	l ₂	l ₅	R ₁	d ₂	pcs/PU	Item no.	€ / PU
50,8	12,7	32	9,52	8	1	271.32.5080	98,70
63,5	16	16	15	10	1	271.32.6350	79,74

Guide bearing



D ₃	H (mm)	D ₂	pcs/PU	Item no.	€ / PU
12,7	4,76	4,76	1	273.01.1274	18,59

TCT Panel raising cutter, radius, GOLD-LINE

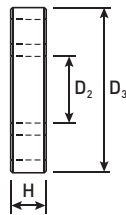
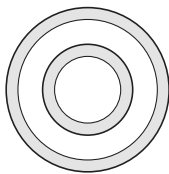


Execution: Two fluted cutter, with exchangeable guide bearing. Can be used overhead or inverted but always horizontal. Radii: 2 mm and 16 mm. Max. profile depth: 31,7mm.

Application: Speed: max. 12.000 rev/min.

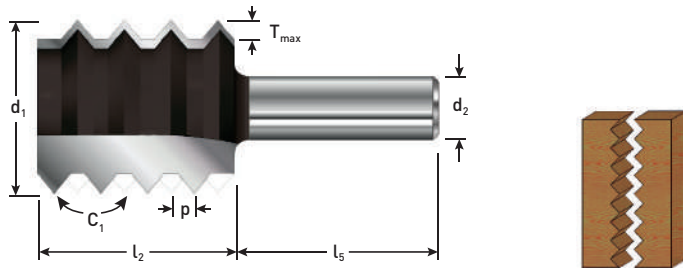
d ₁	l ₂	l ₅	d ₂	pcs/PU	Item no.	€ / PU
76,2	15,9	50	12	1	272.33.7620	177,76

Guide bearing



D ₃	H (mm)	D ₂	pcs/PU	Item no.	€ / PU
12,7	4,76	4,76	1	273.01.1274	18,59

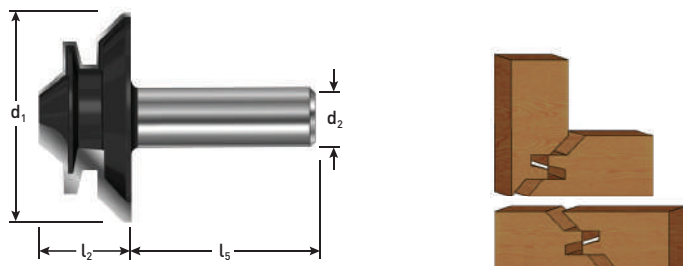
TCT Panel joint bit, V-shape, GOLD-LINE



Execution: This bit will give a strong joint of your workpiece because of the V-groove. Also because of this form you will have an almost invisible joint on your workpiece.

d ₁	l ₂	l ₅	T _{max}	p	C ₁	d ₂	pcs/PU	Item no.	€ / PU
35	40	40	4,76	4	80°	12	1	272.34.3500	242,17

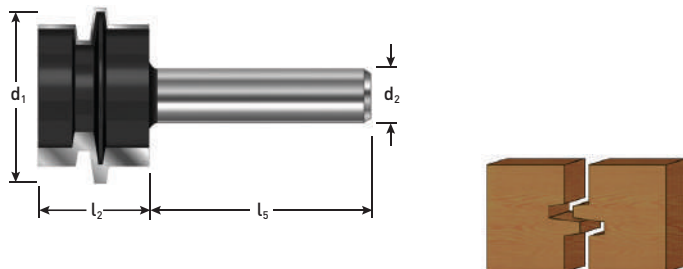
TCT Mitre lock joint bit, GOLD-LINE



Execution: Two fluted cutter. Specially designed to produce an effective and very strong 90° corner joint. The cutter can also be used for a glue joint, for jointing lengths together.

d ₁	l ₂	l ₅	d ₂	pcs/PU	Item no.	€ / PU
38,1	12,7	32	8	1	271.35.3810	121,16
69,85	30,1	40	12	1	272.35.6985	177,02

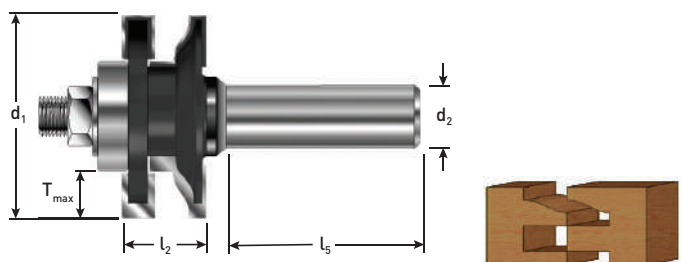
TCT Off set tongue & groove cutter standard, GOLD-LINE



Execution: Two flutes. Produces a reversible finger joint. Wood thickness max. 25mm.

d ₁	l ₂	l ₅	d ₂	pcs/PU	Item no.	€ / PU
30,2	25,4	32	8	1	271.36.3020	103,37

TCT Reversible rail & stile cutter, GOLD-LINE



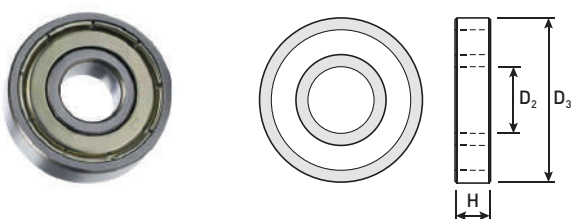
Execution: Two flutes. With exchangeable ball bearing. The set combines a profile cutter and a slotter. Both on a bearing mounted arbor.

Application: Stile and rail are produced by reversing the cutter parts. profile depth: 9,5mm. Groove width 6,35mm.

d ₁	l ₂	l ₅	T _{max}	d ₂	pcs/PU	Item no.	€ / PU
41 *	23,8	32	9,5	8	1	271.37.4100	144,77

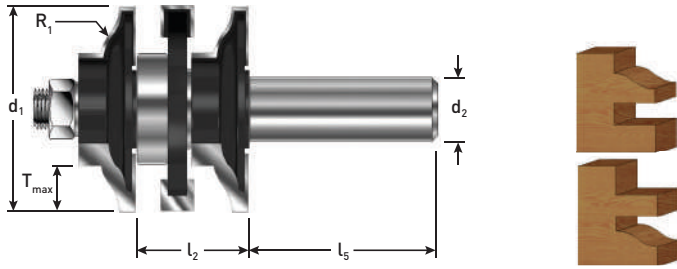
* Phase-out item, available until stock has depleted

Guide bearing



D ₃	H (mm)	D ₂	pcs/PU	Item no.	€ / PU
22	7	8	1	273.01.2208	20,50

TCT Double rail & stile cutter, GOLD-LINE

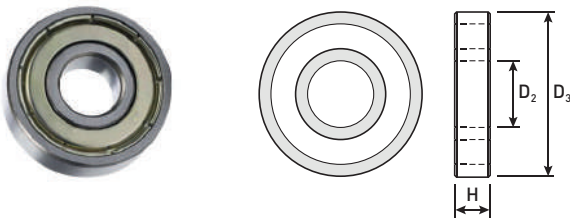


Execution: Three fluted cutter with a exchangeable guide bearing guide on the bottom. Diameter of the tool and of the bearing are exactly the same for precise trimming.

Application: For trimming plastic or plywood overlay. For copy profiling with template.


d ₁	l ₂	l ₅	R ₁	T _{max}	d ₂	pcs/PU	Item no.	€ / PU
41	23,8	38	4,76	9,5	8	1	271.38.4100	251,09
41	23,8	40	4,76	9,5	12	1	272.38.4100	250,71

Guide bearing



D ₃	H (mm)	D ₂	pcs/PU	Item no.	€ / PU
22	7	8	1	273.01.2208	20,50

TCT Slotting cutter, Z2, GOLD-LINE



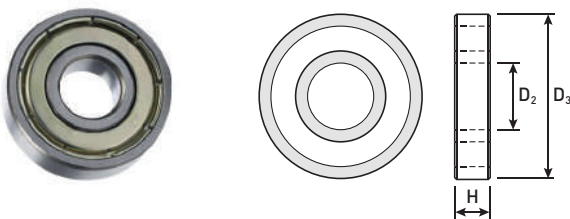
Execution: TCT Slotting cutter to be mounted on separately supplied arbors (271.40).

Application: For grooving in hard and soft woods. Speed: max. 12.000 - 14.000 rev/min.

d ₁	l ₂	D ₂	pcs/PU	Item no.	€ / PU
40 *	2	6	1	271.39.4020	39,62

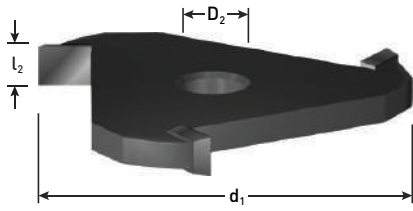
* Phase-out item, available until stock has depleted

Guide bearing



D ₃	H (mm)	D ₂	pcs/PU	Item no.	€ / PU
19	6	6	1	273.01.1906	18,24

TCT Slotting cutter, Z3, GOLD-LINE




Execution: Three fluted slotting cutters with for use on machines with ø8mm spindle or arbors (271.42.0800 and 272.42.0800) without guide bearing or arbors (271.44.0800 and 272.44.0800) with guide bearing.

Application: For different applications as grooving for biscuit jointing, match lining and tongue and grooving.

d ₁	l ₂	D ₂	pcs/PU	Item no.	€ / PU
47,6	2	8	1	271.41.4720	46,22
47,6	2,5	8	1	271.41.4725	46,14
47,6	3	8	1	271.41.4730	45,63
47,6	4	8	1	271.41.4740	46,33
47,6	5	8	1	271.41.4750	45,88
47,6	6	8	1	271.41.4760	46,10

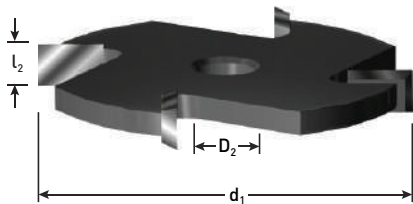
Arbor for 271.41 and 271.43



Application: Enables mounting of slotting cutters Art.nr. 271.41

D ₁	l ₃	l ₅	d ₂	pcs/PU	Item no.	€ / PU
8	23,8	32	8	1	271.42.0800	39,58
8	23,8	40	12	1	272.42.0800	39,26

TCT Slotting cutter, Z4, GOLD-LINE

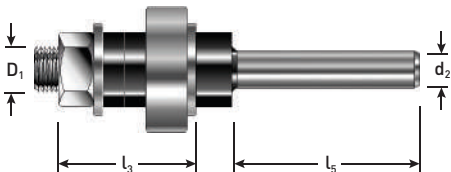


Execution: Four fluted slotting cutters with for use on machines with ø8mm spindle or arbors (271.42.0800 and 272.42.0800) without guide bearing or arbors (271.44.0800 and 272.44.0800) with guide bearing.

Application: For different applications as grooving for biscuit jointing, match lining and tongue and grooving.

d ₁	l ₂	D ₂	pcs/PU	Item no.	€ / PU
50,8	2	8	1	271.43.5020	56,99
50,8	2,5	8	1	271.43.5025	56,49
50,8	3	8	1	271.43.5030	56,76
50,8	4	8	1	271.43.5040	57,05
50,8	5	8	1	271.43.5050	56,49
50,8	6	8	1	271.43.5060	56,76

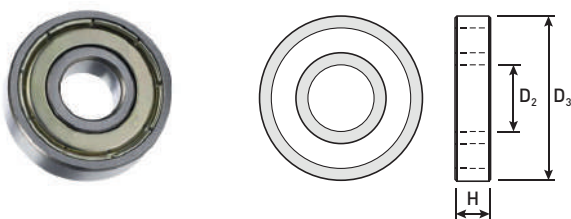
Arbor with guide bearing for 271.43 and 271.41



Application: Arbor with guide bearing for 271.43 en 271.41

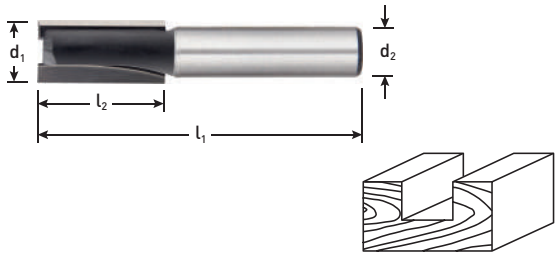
D ₁	l ₃	l ₅	d ₂	pcs/PU	Item no.	€ / PU
8	23,8	32	8	1	271.44.0800	43,64
8	23,8	40	12	1	272.44.0800	43,83

Guide bearing for router bits



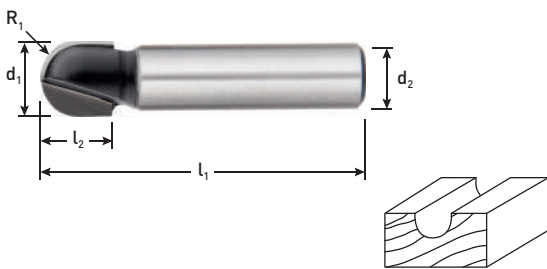
Execution: Guide bearings for router bits.

D ₃	H (mm)	D ₂	pcs/PU	Item no.	€ / PU
22	7	8	1	273.01.2208	20,50



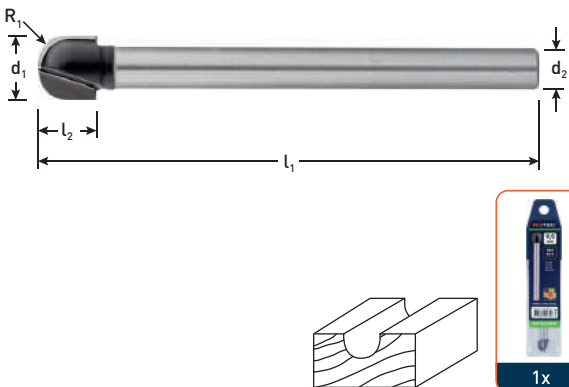
d ₁	l ₂	l ₁	d ₂	pcs/PU	Item no.	€ / PU
3	11	49	8	1	270.0003	12,96
4	11	48	8	1	270.0004	12,96
5	11	48	8	1	270.0005	12,96
6	16	55	8	1	270.0006	12,96
8	20	55	8	1	270.0008	15,23
10	20	52	8	1	270.0010	15,94
12	20	52	8	1	270.0012	16,93
14	20	52	8	1	270.0014	24,49
16	20	52	8	1	270.0016	26,73
18	20	52	8	1	270.0018	33,53
20	20	52	8	1	270.0020	34,67
22	25	52	8	1	270.0022	35,77
24	10	42	8	1	270.0024	36,90
25	11	41	8	1	270.0025	37,99

TCT round nose bit, SILVER-LINE



d ₁	R ₁	l ₂	l ₁	d ₂	pcs/PU	Item no.	€ / PU
9,5	4,75	7	41	8	1	270.0110	15,30
12,7	6,35	9	41	8	1	270.0130	17,85


TCT wood rot bit, SILVER-LINE



Execution: Extra long, 75 mm.

d ₁	R ₁	l ₂	l ₁	d ₂	pcs/PU	Item no.	€ / PU
9,5	4,75	8	75	6	1	270.0111	20,79
9,5	4,75	8	75	6	10	270.0112	186,16

TCT cove bit, SILVER-LINE




Execution: With guide bearing.

d ₁	R ₁	l ₂	l ₁	d ₂	pcs/PU	Item no.	€ / PU
28,5	9,5	14	45	8	1	270.0228	32,73
35,0	12,7	14	48	8	1	270.0235	37,30

TCT beading bit, SILVER-LINE


Execution: With guide bearing.



d ₁	R ₁	l ₂	l ₁	d ₂	pcs/PU	Item no.	€ / PU
25,4	6,35	13,5	45	8	1	270.0325	29,62
28,6	8	15	47	8	1	270.0328	26,78
31,8	9,5	16,5	48	8	1	270.0332	37,85
38,1	12,7	19,7	51	8	1	270.0338	43,37

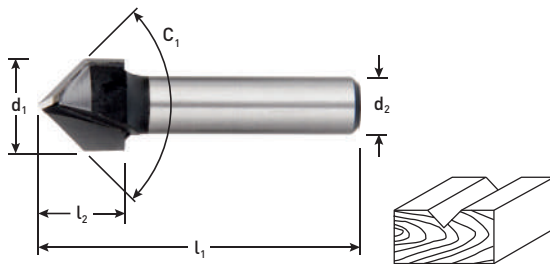
TCT round over bit, SILVER-LINE

Execution: With guide bearing.



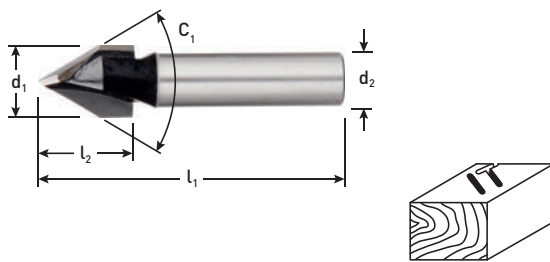
d ₁	R ₁	l ₂	l ₁	d ₂	pcs/PU	Item no.	€ / PU
25,4	6,35	12,7	44	8	1	270.0425	28,52
28,6	8	15	47	8	1	270.0428	26,78
31,8	9,5	16	47	8	1	270.0432	36,45
38,1	12,7	19,7	51	8	1	270.0438	43,37

TCT 90° V-groove bit, SILVER-LINE



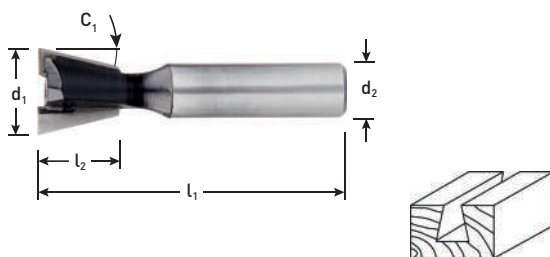
d ₁	C ₁	l ₂	l ₁	d ₂	pcs/PU	Item no.	€ / PU
12,7	90°	13	48	8	1	270.0513	16,23

TCT 60° V-groove bit, SILVER-LINE



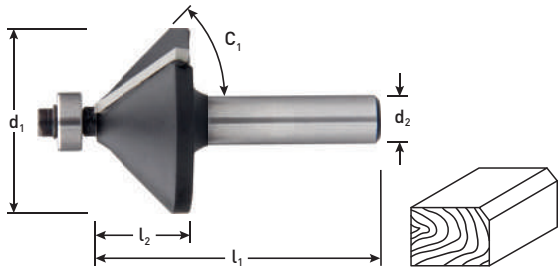
d ₁	C ₁	l ₂	l ₁	d ₂	pcs/PU	Item no.	€ / PU
11	60°	20	60	8	1	270.0611	51,11

TCT dovetail bit, SILVER-LINE



d ₁	C ₁	l ₂	l ₁	d ₂	pcs/PU	Item no.	€ / PU
12,7	15°	13,5	49	8	1	270.0713	16,23


TCT chamfer bit, SILVER-LINE



Execution: With guide bearing.

d ₁	C ₁	l ₂	l ₁	d ₂	pcs/PU	Item no.	€ / PU
31,8	45°	10	42	8	1	270.0832	27,71


TCT flush trim bit, SILVER-LINE



Execution: With guide bearing.

d ₁	l ₂	l ₁	d ₂	pcs/PU	Item no.	€ / PU
12,7	25,4	57	8	1	270.0913	19,24


TCT rabbeting bit, SILVER-LINE



Execution: With guide bearing.


d ₁	T _{max}	l ₂	l ₁	d ₂	pcs/PU	Item no.	€ / PU
28,5	9,5	12,7	45	8	1	270.1032	32,83

TCT pilot panel bit, SILVER-LINE



d ₁	C ₁	l ₂	l ₁	d ₂	pcs/PU	Item no.	€ / PU
8,0	100°	19	67	8	1	270.1108	36,04


TCT classical bit, SILVER-LINE



Execution: With guide bearing.

d ₁	R ₁	l ₂	l ₁	d ₂	pcs/PU	Item no.	€ / PU
35,0	4,8	17,5	50	8	1	270.1335	43,48


TCT hinge hole bit, SILVER-LINE



d ₁	l ₂	l ₁	d ₂	pcs/PU	Item no.	€ / PU
26	12,5	76	8	1	270.1426	40,89
35	12,5	76	8	1	270.1435	54,16

TCT slotting bit, SILVER-LINE

Execution: With guide bearing.



d ₁	T _{max}	l ₂	l ₁	d ₂	pcs/PU	Item no.	€ / PU
40	9	1,5	60	8	1	270.1440	41,22
40	9	2	60	8	1	270.1441	41,22
40	9	2,5	60	8	1	270.1442	41,22
40	9	3	60	8	1	270.1443	41,22
40	9	3,5	60	8	1	270.1444	41,22
40	9	4	60	8	1	270.1445	41,22

270

TCT wood router bit set, SILVER-LINE, in wooden case



Description	Type	Content	pcs/PU	Item no.	€ / PU
12 piece router bit set	270	Straight bit ø8, ø12 and ø16 Round nose bit ø12 Chamfer bit ø28,6x45° Frame bit ø35 / R4 V-Groove bit ø16x90° Dove tail bit ø14,3x15° Cove bit ø24,7 and ø32,7 Round-over bit ø24,7 and ø32,7	1	270.9002	119,19

519

Carbide blade for electrical hand planer




Dimensions (mm)	pcs/PU	Item no.	€ / PU
82,0 x 5,5 x 1,1	10	519.0030	45,76
82,0 x 5,5 x 1,1	2	519.0031	11,00

ROTEC®



Taps, dies and
threaded inserts

Execution: HSS hand tap sets, DIN 352, metric thread [M].
Sets of 3 pieces consisting of 1x plug tap, second tap en taper tap.



M	p	l ₁	l ₂	d ₂	a	pcs/PU	Item no.	€ / PU
2	0,4	36	8	2,8	2,1	1	300.0200	25,78
3	0,5	40	11	3,5	2,7	1	300.0300	10,04
3,5	0,6	45	13	4,0	3,0	1	300.0350	23,14
4	0,7	45	13	4,5	3,4	1	300.0400	10,74
4,5	0,75	50	16	6,0	4,9	1	300.0450	22,21
5	0,8	50	16	6,0	4,9	1	300.0500	11,47
6	1,0	50	19	6,0	4,9	1	300.0600	11,47
7	1,0	50	19	6,0	4,9	1	300.0700	26,51
8	1,25	56	22	6,0	4,9	1	300.0800	15,05
9	1,25	63	22	7,0	5,5	1	300.0900	37,03
10	1,5	70	24	7,0	5,5	1	300.1000	18,27
11	1,5	70	24	8,0	6,2	1	300.1100	49,60
12	1,75	75	29	9,0	7,0	1	300.1200	22,92
14	2,0	80	30	11,0	9,0	1	300.1400	28,30

M	p	l ₁	l ₂	d ₂	a	pcs/PU	Item no.	€ / PU
16	2,0	80	32	12,0	9,0	1	300.1600	36,52
18	2,5	95	40	14,0	11,0	1	300.1800	50,49
20	2,5	95	40	16,0	12,0	1	300.2000	54,09
22	2,5	100	40	18,0	14,5	1	300.2200	73,04
24	3,0	110	50	18,0	14,5	1	300.2400	85,97
27	3,0	110	50	20,0	16,0	1	300.2700	206,11
30	3,5	125	56	22,0	18,0	1	300.3000	268,56
33	3,5	125	56	25,0	20,0	1	300.3300	356,91
36	4,0	150	63	28,0	22,0	1	300.3600	399,03
39	4,0	150	63	32,0	24,0	1	300.3900	515,42
42	4,5	150	63	32,0	24,0	1	300.4200	582,26
45	4,5	160	70	36,0	29,0	1	300.4500	706,61
48	5,0	180	75	36,0	29,0	1	300.4800	997,59
52	5,0	180	75	40,0	32,0	1	300.5200	997,59

HSS Hand tap set, metric [M], in ABS-cassette



Execution: HSS hand tap sets, DIN 352, metric thread [M].
Each tap size is a set of 3 pieces consisting of 1x plug tap, second tap en taper tap.

Description	Type	Content	pcs/PU	Item no.	€ / PU
21 piece (7x3) hand tap set	300	1x hand tap set M3 - M4 - M5 - M6 - M8 - M10 and M12	1	900.2000	134,01


HSS Hand tap and drill bit set, metric [M], in ABS-cassette



Execution: HSS hand tap sets, DIN 352, metric thread [M] with matching pre-tap drill bits.
Each tap size is a set of 3 pieces consisting of 1x plug tap, second tap en taper tap.

Description	Type	Content	pcs/PU	Item no.	€ / PU
28 piece hand tap and drill bit set	300	1x hand tap set M3 - M4 - M5 - M6 - M8 - M10 and M12	1	900.2002K	160,33
	101	1x jobber drill bit ø2,5 - 3,3 - 4,2 - 5,0 - 6,8 - 8,5 and 10,2			

Hand tap and die set, metric [M], in plastic case



Description	Content	pcs/PU	Item no.	€ / PU
33 piece hand tap and die set	1x tap sets (3 pc/set) M3, M4, M5, M6, M8, M10 and M12 1x thread dies M3, M4, M5, M6, M8, M10 and M12 1x ratcheting tap wrench, size Nr. 1 1x die stock, size ø25x9 1x tapping wrench, size Nr. 1½ 1x thread gauge (metric) 1x screwdriver	1	900.2010K	215,12
45 piece hand tap, die and drill bit set	1x tap set (3 pc/set) M3, M4, M5, M6, M8, M10 and M12 1x thread die M3, M4, M5, M6, M8, M10 and M12 1x HSS jobber drill bit ø2.5, ø3.3, ø4.2, ø5.0, ø6.8, ø8.5 and ø10.2mm 1x die stock, size ø20x5, ø20x7, ø25x9, ø30x11 and ø38x14 1x tap wrench, size Nr. 1 and 2 1x thread gauge (metric) 1x ratcheting tap wrench, size Nr. 1 1x screwdriver	1	900.2020K	254,65
55 piece hand tap and die set	1x tap sets (3 pc/set) M3, M4, M5, M6, M8, M10, M12, M14, M16, M18, M20 1x thread dies M3, M4, M5, M6, M8, M10, M12, M14, M16, M18, M20 1x tap wrench, size Nr. 1 and 3 1x ratcheting tap wrench, size Nr. 1 and 2 1x die stock ø20x5, ø20x7, ø25x9, ø30x11, ø38x14, ø45x18 1x thread gauge (metric) 1x screwdriver	1	900.2022K	589,68

Threading set, metric [M], in plastic case




Description	Content	pcs/PU	Item no.	€ / PU
26 piece hand tap and die set	1x tap M3, M4, M5, M6, M8, M10 and M12 1x thread dies M3, M4, M5, M6, M8, M10 and M12 1x HSS jobber drill bit ø2.5, ø3.3, ø4.2, ø5.0, ø6.8, ø8.5 and ø10.2mm 1x die stock, size ø25x9 1x tap wrench, size Nr.2 1x ratcheting tap wrench, size Nr.1 1x thread gauge (metric) 1x screwdriver	1	900.2026	170,84

301

HSS-E Hand tap set, metric [M]

Execution: HSS-E hand tap sets, according to DIN 352, metric thread, sets of 3 taps. More wear resistant than HSS, therefore longer tool life.

Application: The alloyed base material allows machining of more difficult to machine materials such as high tensile steel and stainless steel.




M	p	l ₁	l ₂	d ₂	a	pcs/PU	Item no.	€ / PU
3	0,5	40	11	3,5	2,7	1	301.0300	28,94
4	0,7	45	13	4,5	3,4	1	301.0400	31,07
5	0,8	50	16	6,0	4,9	1	301.0500	31,07
6	1,0	50	19	6,0	4,9	1	301.0600	33,22
8	1,25	56	22	6,0	4,9	1	301.0800	37,50
10	1,5	70	24	7,0	5,5	1	301.1000	52,51
12	1,75	75	29	9,0	7,0	1	301.1200	63,22
14	2,0	80	30	11,0	9,0	1	301.1400	89,99

M	p	l ₁	l ₂	d ₂	a	pcs/PU	Item no.	€ / PU
16	2,0	80	32	12,0	9,0	1	301.1600	132,86
18	2,5	95	40	14,0	11,0	1	301.1800	152,41
20	2,5	95	40	16,0	12,0	1	301.2000	165,71
22	2,5	100	40	18,0	14,5	1	301.2200	213,26
24	3,0	110	50	18,0	14,5	1	301.2400	285,46
27	3,0	110	50	20,0	16,0	1	301.2700	507,94
30	3,5	125	56	22,0	18,0	1	301.3000	587,55

305

HSS Hand tap set, metric fine [MF]

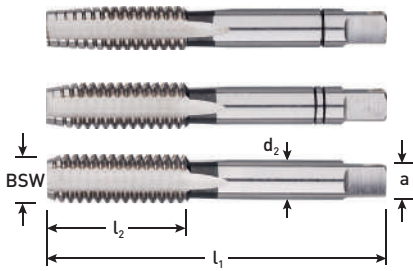
Execution: HSS hand tap sets according to DIN 2181, metric fine thread, sets of 2 taps.



MF	p	l ₁	l ₂	d ₂	a	pcs/PU	Item no.	€ / PU
3	0,35	40	9	3,5	2,7	1	305.0303	32,28
4	0,35	45	10	4,5	3,4	1	305.0403	32,28
4	0,5	45	10	4,5	3,4	1	305.0405	33,64
5	0,5	50	12	6,0	4,9	1	305.0505	32,28
6	0,5	50	14	6,0	4,9	1	305.0605	32,28
6	0,75	50	14	6,0	4,9	1	305.0607	30,27
8	0,5	50	19	6,0	4,9	1	305.0805	30,27
8	0,75	50	19	6,0	4,9	1	305.0807	26,41
8	1,0	56	22	6,0	4,9	1	305.0810	26,41
10	0,75	63	20	7,0	5,5	1	305.1007	32,28
10	1,0	63	20	7,0	5,5	1	305.1010	26,41
10	1,25	70	24	7,0	5,5	1	305.1012	29,34
12	0,75	70	22	9,0	7,0	1	305.1207	41,95
12	1,0	70	22	9,0	7,0	1	305.1210	38,15
12	1,25	70	22	9,0	7,0	1	305.1212	38,15
12	1,5	70	22	9,0	7,0	1	305.1215	35,21
14	1,0	70	22	11,0	9,0	1	305.1410	64,55
14	1,25	70	22	11,0	9,0	1	305.1412	44,27


MF	p	l ₁	l ₂	d ₂	a	pcs/PU	Item no.	€ / PU
14	1,5	70	22	11,0	9,0	1	305.1415	38,15
16	1,0	70	22	12,0	9,0	1	305.1610	71,59
16	1,5	70	22	12,0	9,0	1	305.1615	46,95
18	1,0	80	22	14,0	11,0	1	305.1810	80,71
18	1,5	80	22	14,0	11,0	1	305.1815	53,35
18	2,0	80	22	14,0	11,0	1	305.1820	77,46
20	1,0	80	22	16,0	12,0	1	305.2010	97,42
20	1,5	80	22	16,0	12,0	1	305.2015	65,08
20	2,0	80	22	16,0	12,0	1	305.2020	97,42
22	1,5	80	22	18,0	14,5	1	305.2215	91,75
22	2,0	80	22	18,0	14,5	1	305.2220	100,92
24	1,5	90	22	18,0	14,5	1	305.2415	104,87
24	2,0	90	22	18,0	14,5	1	305.2420	134,96
25	1,5	90	22	18,0	14,5	1	305.2515	207,89
27	1,5	90	22	20,0	16,0	1	305.2715	199,51
27	2,0	90	22	20,0	16,0	1	305.2720	234,73
30	1,5	90	22	22,0	18,0	1	305.3015	275,80
30	2,0	90	22	22,0	18,0	1	305.3020	287,38

Execution: HSS hand tap sets according to DIN 352, BSW thread, sets of 3 taps.



BSW	P	l ₁	l ₂	d ₂	a	pcs/PU	Item no.	€ / PU
3/32	48	36	10	2,8	2,1	1	306.0002	35,20
1/8	40	40	12	3,5	2,7	1	306.0004	32,55
5/32	32	45	14	4,5	3,4	1	306.0006	31,24
3/16	24	50	18	6,0	4,9	1	306.0008	31,24
7/32	24	50	18	6,0	4,9	1	306.0010	32,55
1/4	20	50	19	6,0	4,9	1	306.0012	32,55
5/16	18	56	22	6,0	4,9	1	306.0014	34,33
3/8	16	70	24	7,0	5,5	1	306.0016	40,37
7/16	14	70	24	8,0	6,2	1	306.0018	48,41
1/2	12	75	29	9,0	7,0	1	306.0020	58,08
9/16	12	80	30	11,0	9,0	1	306.0022	75,69
5/8	11	80	32	12,0	9,0	1	306.0024	86,27
3/4	10	95	40	14,0	11,0	1	306.0026	114,43
7/8	9	100	40	18,0	14,5	1	306.0028	160,50
1	8	110	50	18,0	14,5	1	306.0030	176,04

Execution: HSS hand tap sets according to DIN 2181, BSF thread, sets of 2 taps.

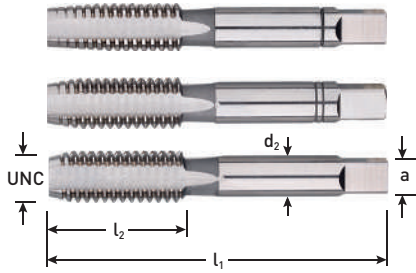


BSF	P	l ₁	l ₂	d ₂	a	pcs/PU	Item no.	€ / PU
3/16	32	50	14	6,0	4,9	1	306.1010	26,31
1/4	26	50	18	6,0	4,9	1	306.1014	25,25
5/16	22	56	22	6,0	4,9	1	306.1016	27,74
3/8	20	63	22	7,0	5,5	1	306.1018	32,59
7/16	18	63	22	8,0	6,2	1	306.1020	39,12
1/2	16	75	24	9,0	7,0	1	306.1022	46,95
9/16	15	80	28	11,0	9,0	1	306.1024	61,17
5/8	14	80	28	12,0	9,0	1	306.1026	69,70
3/4	12	95	32	14,0	11,0	1	306.1030	92,46
7/8	11	100	36	18,0	14,5	1	306.1034	124,48
1	10	110	40	18,0	14,5	1	306.1038	142,25

307

HSS Hand tap set, Unified National Coarse [UNC]

Execution: HSS hand tap sets according to DIN 352, UNC thread, sets of 3 taps.




UNC	P	l ₁	l ₂	d ₂	a	pcs/PU	Item no.	€ / PU
1/4	20	50	19	6,0	4,9	1	307.0014	31,56
5/16	18	56	22	6,0	4,9	1	307.0016	36,14
3/8	16	70	24	7,0	5,5	1	307.0018	40,76
7/16	14	70	24	8,0	6,2	1	307.0020	50,95
1/2	13	75	29	9,0	7,0	1	307.0022	58,69
9/16	12	80	30	11,0	9,0	1	307.0024	79,67
5/8	11	80	32	12,0	9,0	1	307.0026	90,79
3/4	10	95	40	14,0	11,0	1	307.0028	120,44
7/8	9	100	40	18,0	14,5	1	307.0030	155,59
1	8	110	50	18,0	14,5	1	307.0032	177,82
1.1/4	7	132	56	22,0	18,0	1	307.0036	306,75

308

HSS Hand tap set, Unified National Fine [UNF]

Execution: HSS hand tap sets according to DIN 2181, UNF thread, sets of 2 taps.




UNF	P	l ₁	l ₂	d ₂	a	pcs/PU	Item no.	€ / PU
1/4	28	50	18	6,0	4,9	1	308.0014	21,92
5/16	24	56	22	6,0	4,9	1	308.0016	24,09
3/8	24	63	22	7,0	5,5	1	308.0018	27,18
7/16	20	63	22	8,0	6,2	1	308.0020	32,60
1/2	20	75	24	9,0	7,0	1	308.0022	40,76
9/16	18	80	28	11,0	9,0	1	308.0024	50,97
5/8	18	80	28	12,0	9,0	1	308.0026	60,52
3/4	16	95	32	14,0	11,0	1	308.0028	80,30
7/8	14	100	36	18,0	14,5	1	308.0030	103,73
1	12	110	40	18,0	14,5	1	308.0032	118,55

310

HSS Hand tap set, British Standard Pipe [BSP] (Gas)

Execution: HSS hand tap sets according to DIN 5157, BSP thread, sets of 2 taps.




BSP	P	l ₁	l ₂	d ₂	a	pcs/PU	Item no.	€ / PU
1/8	28	63	20	7,0	5,5	1	310.0125	27,79
1/4	19	70	22	11,0	9,0	1	310.0250	30,90
3/8	19	70	22	12,0	9,0	1	310.0375	45,70
1/2	14	80	22	16,0	12,0	1	310.0500	61,76
5/8	14	80	22	18,0	14,5	1	310.0625	88,91
3/4	14	90	22	20,0	16,0	1	310.0750	92,64
7/8	14	90	22	22,0	18,0	1	310.0875	151,15
1	11	100	25	25,0	20,0	1	310.1000	157,50
1.1/8	11	125	40	28,0	22,0	1	310.1125	327,14
1.1/4	11	125	40	32,0	24,0	1	310.1250	271,75
1.1/2	11	140	40	36,0	29,0	1	310.1500	419,48
1.3/4	11	140	40	40,0	32,0	1	310.1750	711,29
2	11	160	40	45,0	35,0	1	310.2000	795,23

314

HSS Hand tap set, National Pipe Taper [NPT]

Execution: HSS hand tap sets, NPT thread, sets of 2 taps.




NPT	P	l ₁	l ₂	d ₂	a	pcs/PU	Item no.	€ / PU
1/16	27	52	14	5,6	4,5	1	314.0010	58,43
1/8	27	59	15	8	6,3	1	314.0012	71,52
1/4	18	67	19	10	8	1	314.0014	85,68
3/8	18	75	21	12,5	10	1	314.0016	93,67
1/2	14	87	26	16	12,5	1	314.0018	116,99
3/4	14	96	28	20	16	1	314.0022	233,73
1	11,5	109	33	25	20	1	314.0026	356,22

315

HSS Hand tap set, Panzerrohrgewinde [PG]

Execution: HSS hand tap sets according to DIN 40432, PG-thread, sets of 2 taps.




PG	P	l ₁	l ₂	d ₂	a	pcs/PU	Item no.	€ / PU
7	20	70	22	9,0	7,0	1	315.0700	51,56
9	18	70	22	12,0	9,0	1	315.0900	68,75
11	18	80	22	14,0	11,0	1	315.1100	112,63
13,5	18	80	22	16,0	12,0	1	315.1350	138,97
16	18	80	22	18,0	14,5	1	315.1600	166,77
21	16	90	22	22,0	18,0	1	315.2100	219,32
29	16	100	25	28,0	22,0	1	315.2900	364,53
36	16	140	40	36,0	29,0	1	315.3600	580,88

317

HSS Tapping bit, metric [M]

Execution: HSS tapping bits with 1/4" (6,3mm) hexagonal shank according to DIN 3126-C6.3.

Application: For cutting metric [M] threads in steel, non-ferrous metals and plastics with cordless power tools.



M	p	l ₁	l ₂	pcs/PU	Item no.	€ / PU
3	0,5	33	11	1	317.0300	7,08
4	0,7	35	12	1	317.0400	7,08
5	0,8	36	15	1	317.0500	8,73

M	p	l ₁	l ₂	pcs/PU	Item no.	€ / PU
6	1,0	39	18	1	317.0600	8,73
8	1,25	40	19	1	317.0800	12,75
10	1,5	41	21	1	317.1000	14,87

900

HSS Tapping bit set, metric [M], in ABS-cassette

Execution: HSS tapping bit set with 1/4" (6,3mm) hexagonal shank according to DIN 3126-C6.3.

Application: For cutting metric [M] threads in steel, non-ferrous metals and plastics with cordless power tools.



Description	Type	Content	pcs/PU	Item no.	€ / PU
6 piece tap bit set	317	1x M3, M4, M5, M6, M8 and M10	1	900.2032	63,37

900

HSS Drill and tap bit set, metric [M], in cassette

ROTEC®



Execution: HSS drill and tap bit set with 1/4" (6,3mm) hexagonal shank according to DIN 3126-C6.3.

Application: For cutting metric [M] threads in steel, non-ferrous metals and plastics with cordless power tools.

Description	Type	Content	pcs/PU	Item no.	€ / PU
12 piece drill and tap bit set	140	1x ø2,5, 3,3, 4,2, 5,0, 6,8 and 8,5	1	900.2035	112,52
	317	1x M3, M4, M5, M6, M8 and M10			

900

HSS-G OPTI-LINE Machine tap set, gun, in ABS-cassette

ROTEC®



OPTI-LINE

Application: For through holes in (alloyed) steels <600 N/mm².
Material groups : 1.1 - 1.2 - 1.3

Remark: These taps are only available as a set!

Description	Content	pcs/PU	Item no.	€ / PU
7 piece machine tap set, for through holes	HSS-G machine taps OPTI-LINE (322), gun: DIN 371 : 1x M3, M4, M5, M6, M8 and M10 DIN 376 : 1x M12	1	900.2005	79,00
7+7 piece machine tap and drill bit set, for through holes	HSS-G machine taps OPTI-LINE (322), gun: DIN 371 : 1x M3, M4, M5, M6, M8 and M10 DIN 376 : 1x M12 HSS-G Drill bits: DIN 338 : 1x ø2.5, 3.3, 4.2, 5, 6.8, 8.5 and 10.2mm	1	900.2006	99,00

320 HSS-E Machine tap, metric, gun, in EV-pack



Execution: HSS-E machine taps, DIN 371, metric thread [M], 60°, form B lead chamfer.


Application: For through holes in [alloyed] steels <800 N/mm².
Material groups : 1.1 - 1.2 - 1.3 - 1.4

Remark: Taps larger than M12 are packed in a plastic box QP22x75.

M
HSS
Co
DIN
371
DIN
376
60°

M	p	l ₁	l ₂	d ₂	a	l ₃	DIN	pcs/PU	Item no.	€ / PU
3	0,5	56	10	3,5	2,7	18	DIN 371	1	320.0300BE	15,95
4	0,7	63	12	4,5	3,4	21	DIN 371	1	320.0400BE	15,95
5	0,8	70	14	6,0	4,9	25	DIN 371	1	320.0500BE	16,62
6	1,0	80	18	6,0	4,9	30	DIN 371	1	320.0600BE	16,62
7	1,0	80	18	7,0	5,5	30	DIN 371	1	320.0700BE	31,13
8	1,25	90	20	8,0	6,2	35	DIN 371	1	320.0800BE	20,80
10	1,5	100	20	10,0	8,0	39	DIN 371	1	320.1000BE	26,38
3	0,5	56	10	2,2	-	-	DIN 376	1	321.0300BE	22,89
4	0,7	63	13	2,8	2,1	-	DIN 376	1	321.0400BE	17,85
5	0,8	70	16	3,5	2,7	-	DIN 376	1	321.0500BE	19,29
6	1,0	80	19	4,5	3,4	-	DIN 376	1	321.0600BE	19,29
8	1,25	90	22	6,0	4,9	-	DIN 376	1	321.0800BE	21,75
10	1,5	100	24	7,0	5,5	-	DIN 376	1	321.1000BE	28,69
12	1,75	110	29	9,0	7,0	-	DIN 376	1	321.1200BE	33,95
16	2,0	110	32	11,0	11,0	-	DIN 376	1	321.1600BE	56,21

320 HSS-E Machine tap, metric, spiral, in EV-pack



Execution: HSS-E machine taps, DIN 371, metric thread [M], 60°, form B lead chamfer.

Application: For through holes in [alloyed] steels <800 N/mm².
Material groups : 1.1 - 1.2 - 1.3 - 1.4


Remark: Taps larger than M12 are packed in a plastic box QP22x75.

M
HSS
Co
DIN
371
DIN
376
60°

M	p	l ₁	l ₂	d ₂	a	l ₃	DIN	pcs/PU	Item no.	€ / PU
3	0,5	56	5	3,5	2,7	18	DIN 371	1	320.0300CE	19,53
4	0,7	63	7	4,5	3,4	21	DIN 371	1	320.0400CE	19,53
5	0,8	70	8	6,0	4,9	25	DIN 371	1	320.0500CE	19,87
6	1,0	80	10	6,0	4,9	30	DIN 371	1	320.0600CE	19,87
8	1,25	90	13	8,0	6,2	35	DIN 371	1	320.0800CE	24,27
10	1,5	100	15	10,0	8,0	39	DIN 371	1	320.1000CE	31,55
6	1,0	80	10	4,5	3,4	-	DIN 376	1	321.0600CE	20,44
8	1,25	90	13	6,0	4,9	-	DIN 376	1	321.0800CE	24,25
10	1,5	100	15	7,0	5,5	-	DIN 376	1	321.1000CE	31,11
12	1,75	110	18	9,0	7,0	-	DIN 376	1	321.1200CE	36,63
16	2,0	110	20	12,0	9,0	-	DIN 376	1	321.1600CE	53,57

320

HSS-E Machine tap, metric, DIN 371, gun



Execution: HSS-E machine taps, DIN 371, metric thread [M], 60°, form B lead chamfer.

Application: For through holes in [alloyed] steels <800 N/mm².
Material groups : 1.1 - 1.2 - 1.3 - 1.4



M	p	l ₁	l ₂	d ₂	a	l ₃	pcs/pu	Item no.	€/ PU
3	0,5	56	10	3,5	2,7	18	1	320.0300B	15,51
4	0,7	63	12	4,5	3,4	21	1	320.0400B	15,51
5	0,8	70	14	6,0	4,9	25	1	320.0500B	16,18
6	1,0	80	18	6,0	4,9	30	1	320.0600B	16,18

M	p	l ₁	l ₂	d ₂	a	l ₃	pcs/pu	Item no.	€/ PU
7	1,0	80	18	7,0	5,5	30	1	320.0700B	30,64
8	1,25	90	20	8,0	6,2	35	1	320.0800B	20,31
10	1,5	100	20	10,0	8,0	39	1	320.1000B	25,69

HSS-E Machine tap, metric, DIN 376, gun



Execution: HSS-E machine taps, DIN 376, metric thread [M], 60°, form B lead chamfer.

Application: For through holes in [alloyed] steels <800 N/mm².
Material groups : 1.1 - 1.2 - 1.3 - 1.4



M	p	l ₁	l ₂	d ₂	a	l ₃	pcs/pu	Item no.	€/ PU
3	0,5	56	10	2,2	-	-	1	321.0300B	22,45
4	0,7	63	13	2,8	2,1	-	1	321.0400B	17,41
5	0,8	70	16	3,5	2,7	-	1	321.0500B	18,85
6	1,0	80	19	4,5	3,4	-	1	321.0600B	18,85
8	1,25	90	22	6,0	4,9	-	1	321.0800B	21,26
10	1,5	100	24	7,0	5,5	-	1	321.1000B	28,00
12	1,75	110	29	9,0	7,0	-	1	321.1200B	33,26

M	p	l ₁	l ₂	d ₂	a	l ₃	pcs/pu	Item no.	€/ PU
14	2,0	110	30	11,0	9,0	-	1	321.1400B	49,13
16	2,0	110	32	12,0	9,0	-	1	321.1600B	55,57
18	2,5	125	34	14,0	11,0	-	1	321.1800B	63,95
20	2,5	140	34	16,0	12,0	-	1	321.2000B	73,38
22	2,5	140	34	18,0	14,5	-	1	321.2200B	91,47
24	3,0	160	38	18,0	14,5	-	1	321.2400B	104,02

900

HSS-E Machine tap set, gun, in ABS-cassette



Application: For through holes in [alloyed] steels <800 N/mm².
Material groups : 1.1 - 1.2 - 1.3 - 1.4

Description	Content	pcs/pu	Item no.	€/ PU
7 piece machine tap set, for through holes	HSS-E machine taps "OPTI" (320), gun: DIN 371 : 1x M3, M4, M5, M6, M8 and M10 DIN 376 : 1x M12	1	900.2007	119,20
7+7 piece machine tap and drill bit set, for through holes	HSS-E machine taps (320), gun: DIN 371 : 1x M3, M4, M5, M6, M8 and M10 DIN 376 : 1x M12 HSS-G Drill bits (105): DIN 338 : 1x ø2,5, 3,3, 4,2, 5, 6,8, 8,5 and 10,2mm	1	900.2008	130,24

320 HSS-E Machine tap, metric, DIN 371, spiral

Execution: HSS-E machine taps, DIN 371, metric thread [M], 60°, form B lead chamfer.

Application: For through holes in (alloyed) steels <800 N/mm². Material groups : 1.1 - 1.2 - 1.3 - 1.4



M	p	l ₁	l ₂	d ₂	a	l ₃	pcs/pu	Item no.	€ / PU
3	0,5	56	5	3,5	2,7	18	1	320.0300C	19,09
4	0,7	63	7	4,5	3,4	21	1	320.0400C	19,09
5	0,8	70	8	6,0	4,9	25	1	320.0500C	19,43

M	p	l ₁	l ₂	d ₂	a	l ₃	pcs/pu	Item no.	€ / PU
6	1,0	80	10	6,0	4,9	30	1	320.0600C	19,43
8	1,25	90	13	8,0	6,2	35	1	320.0800C	23,78
10	1,5	100	15	10,0	8,0	39	1	320.1000C	30,86

HSS-E Machine tap, metric, DIN 376, spiral

Execution: HSS-E machine taps, DIN 376, metric thread [M], 60°, form B lead chamfer.

Application: For through holes in (alloyed) steels <800 N/mm². Material groups : 1.1 - 1.2 - 1.3 - 1.4



M	p	l ₁	l ₂	d ₂	a	l ₃	pcs/pu	Item no.	€ / PU
6	1,0	80	10	4,5	3,4	-	1	321.0600C	20,00
8	1,25	90	13	6,0	4,9	-	1	321.0800C	23,76
10	1,5	100	15	7,0	5,5	-	1	321.1000C	30,42
12	1,75	110	18	9,0	7,0	-	1	321.1200C	35,94
14	2,0	110	20	11,0	9,0	-	1	321.1400C	52,93

M	p	l ₁	l ₂	d ₂	a	l ₃	pcs/pu	Item no.	€ / PU
16	2,0	110	20	12,0	9,0	-	1	321.1600C	57,77
18	2,5	125	25	14,0	11,0	-	1	321.1800C	66,19
20	2,5	140	25	16,0	12,0	-	1	321.2000C	72,77
22	2,5	140	25	18,0	14,5	-	1	321.2200C	118,52
24	3,0	160	30	18,0	14,5	-	1	321.2400C	123,55

900 HSS-E Machine tap set, spiral, in ABS-cassette


Application: For through holes in (alloyed) steels <800 N/mm². Material groups : 1.1 - 1.2 - 1.3 - 1.4



Description	Content	pcs/pu	Item no.	€ / PU
7 piece machine tap set, for blind holes	HSS-E machine taps "OPTI" (320), spiral: DIN 371 : 1x M3, M4, M5, M6, M8 and M10 DIN 376 : 1x M12	1	900.2007C	126,41
7+7 piece machine tap and drill bit set, for blind holes	HSS-E machine taps (320), spiral: DIN 371 : 1x M3, M4, M5, M6, M8 and M10 DIN 376 : 1x M12 HSS-G Drill bits (105): DIN 338 : 1x ø2,5, 3,3, 4,2, 5, 6,8, 8,5 and 10.2mm	1	900.2008C	142,63

330

HSS-E 800 Machine tap, metric, DIN 371, gun



M	p	l ₁	l ₂	d ₂	a	l ₃	pcs/PU	Item no.	€/PU
2	0,4	45	8	2,8	2,1	13	1	330.0200	37,14
2,5	0,45	50	9	2,8	2,1	14	1	330.0250	37,14
3	0,5	56	10	3,5	2,7	18	1	330.0300	21,38
3,5	0,6	56	12	4,0	3,0	20	1	330.0350	22,04
4	0,7	63	12	4,5	3,4	21	1	330.0400	21,71

800

Execution: HSS-E machine taps, DIN 371, metric thread [M], 60°, form B lead chamfer.

Application: For through holes in (alloyed) steels <800 N/mm².
Material groups : 1.1 - 1.2 - 1.3 - 1.4

M	p	l ₁	l ₂	d ₂	a	l ₃	pcs/PU	Item no.	€/PU
5	0,8	70	14	6,0	4,9	25	1	330.0500	22,84
6	1,0	80	18	6,0	4,9	30	1	330.0600	22,84
8	1,25	90	20	8,0	6,2	35	1	330.0800	26,53
10	1,5	100	20	10,0	8,0	39	1	330.1000	33,95

HSS-E 800 Machine tap, metric, DIN 376, gun



M	p	l ₁	l ₂	d ₂	a	l ₃	pcs/PU	Item no.	€/PU
12	1,75	110	29	9,0	7,0	-	1	330.1200	48,25
14	2,0	110	30	11,0	9,0	-	1	330.1400	65,96
16	2,0	110	32	12,0	9,0	-	1	330.1600	70,58
18	2,5	125	34	14,0	11,0	-	1	330.1800	96,80
20	2,5	140	34	16,0	12,0	-	1	330.2000	102,50
22	2,5	140	34	18,0	14,5	-	1	330.2200	146,21
24	3,0	160	38	18,0	14,5	-	1	330.2400	135,45
27	3,0	160	38	20,0	16,0	-	1	330.2700	181,09

800

Execution: HSS-E machine taps, DIN 376, metric thread [M], 60°, form B lead chamfer.

Application: For through holes in (alloyed) steels <800 N/mm².
Material groups : 1.1 - 1.2 - 1.3 - 1.4

M	p	l ₁	l ₂	d ₂	a	l ₃	pcs/PU	Item no.	€/PU
30	3,5	180	45	22,0	18,0	-	1	330.3000	229,16
33	3,5	180	50	25,0	20,0	-	1	330.3300	312,56
36	4,0	200	56	28,0	22,0	-	1	330.3600	424,97
39	4,0	200	60	32,0	24,0	-	1	330.3900	535,42
42	4,5	200	60	32,0	24,0	-	1	330.4200	532,81
45	4,5	220	65	36,0	29,0	-	1	330.4500	532,81
48	5,0	250	70	36,0	29,0	-	1	330.4800	567,20
52	5,0	250	70	40,0	32,0	-	1	330.5200	651,21

900

HSS-E 800 Machine tap set, gun, in ABS-cassette



Application: For through holes in (alloyed) steels <800 N/mm².
Material groups : 1.1 - 1.2 - 1.3 - 1.4

Description	Content	pcs/PU	Item no.	€/PU
7+7 piece machine tap and drill bit set, for through holes	HSS-E machine taps "800" (330), gun: DIN 371 : 1x M3, M4, M5, M6, M8 and M10 DIN 376 : 1x M12 HSS-E drill bits (111): DIN 338 : 1x ø2,5, 3,3, 4,2, 5, 6,8, 8,5 and 10,2mm	1	900.2009	239,59

330 HSS-E 800 Machine tap, metric, DIN 371, spiral



M	p	l ₁	l ₂	d ₂	a	l ₃	pcs/pu	Item no.	€ / PU
2	0,4	45	6	2,8	2,1	13	1	330.0200C	43,88
3	0,5	56	5	3,5	2,7	18	1	330.0300C	23,52
4	0,7	63	7	4,5	3,4	21	1	330.0400C	23,84
5	0,8	70	8	6,0	4,9	25	1	330.0500C	25,28

800

Execution: HSS-E machine taps, DIN 371, metric thread [M], 60°, form B lead chamfer.

Application: For through holes in [alloyed] steels <800 N/mm².
Material groups : 1.1 - 1.2 - 1.3 - 1.4

M	p	l ₁	l ₂	d ₂	a	l ₃	pcs/pu	Item no.	€ / PU
6	1,0	80	10	6,0	4,9	30	1	330.0600C	25,28
8	1,25	90	13	8,0	6,2	35	1	330.0800C	29,26
10	1,5	100	15	10,0	8,0	39	1	330.1000C	37,57

HSS-E 800 Machine tap, metric, DIN 376, spiral



M	p	l ₁	l ₂	d ₂	a	l ₃	pcs/pu	Item no.	€ / PU
12	1,75	110	18	9,0	7,0	-	1	330.1200C	53,11
14	2,0	110	20	11,0	9,0	-	1	330.1400C	72,45
16	2,0	110	20	12,0	9,0	-	1	330.1600C	77,73
18	2,5	125	25	14,0	11,0	-	1	330.1800C	106,63
20	2,5	140	25	16,0	12,0	-	1	330.2000C	112,83
22	2,5	140	25	18,0	14,5	-	1	330.2200C	160,87

800

Execution: HSS-E machine taps, DIN 376, metric thread [M], 60°, form B lead chamfer.

Application: For through holes in [alloyed] steels <800 N/mm².
Material groups : 1.1 - 1.2 - 1.3 - 1.4

M	p	l ₁	l ₂	d ₂	a	l ₃	pcs/pu	Item no.	€ / PU
24	3,0	160	30	18,0	14,5	-	1	330.2400C	148,96
27	3,0	160	30	20,0	16,0	-	1	330.2700C	199,45
30	3,5	180	45	22,0	18,0	-	1	330.3000C	233,84
33	3,5	180	50	25,0	20,0	-	1	330.3300C	343,83
36	4,0	200	40	28,0	22,0	-	1	330.3600C	467,65

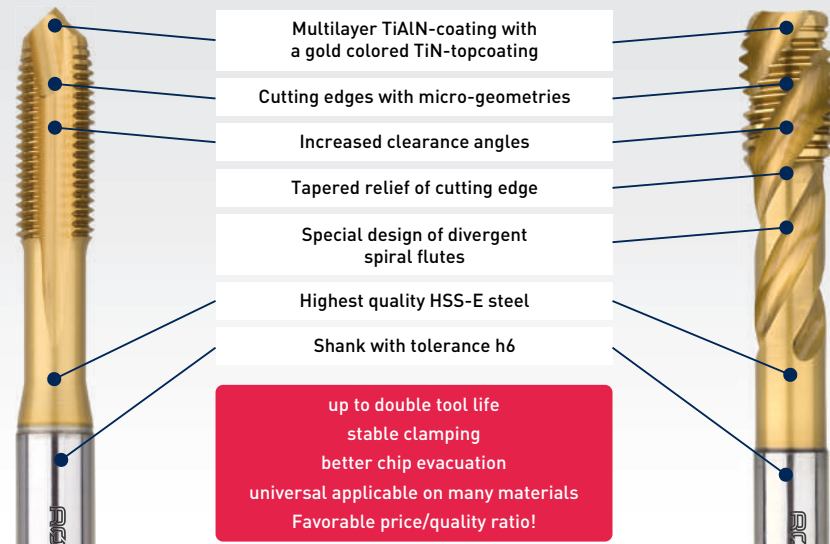

900 HSS-E 800 Machine tap set, spiral, in ABS-cassette



Application: For through holes in [alloyed] steels <800 N/mm².
Material groups : 1.1 - 1.2 - 1.3 - 1.4


Description	Content	pcs/pu	Item no.	€ / PU
7+7 piece machine tap and drill bit set, for blind holes	HSS-E machine taps "800" (330), spiral: DIN 371 : 1x M3, M4, M5, M6, M8 and M10 DIN 376 : 1x M12 HSS-E drill bits (111): DIN 338 : 1x ø2.5, 3.3, 4.2, 5, 6.8, 8.5 and 10.2mm	1	900.2009C	256,82

800+



- Multilayer TiAlN-coating with a gold colored TiN-topcoating
 - Cutting edges with micro-geometries
 - Increased clearance angles
 - Tapered relief of cutting edge
 - Special design of divergent spiral flutes
 - Highest quality HSS-E steel
 - Shank with tolerance h6
- up to double tool life
stable clamping
better chip evacuation
universal applicable on many materials
Favorable price/quality ratio!

330T HSS-E '800+' Machine tap, metric, DIN 371, gun



M	p	l ₁	l ₂	d ₂	a	l ₃	pcs/PU	Item no.	€/PU
3	0,5	56	10	3,5	2,7	18	1	330.0300T	24,36
3,5	0,6	56	12	4,0	3,0	20	1	330.0350T	28,73
4	0,7	63	12	4,5	3,4	21	1	330.0400T	24,62
4,5	0,75	70	14	6,0	4,9	25	1	330.0450T	41,72
5	0,8	70	14	6,0	4,9	25	1	330.0500T	26,88

800+

Execution: HSS-E machine taps, DIN 371, metric [M], 60°, ISO2 (6H), reinforced shank, form B lead chamfer, TN2-coated (TiAlN + TiN) for increased cutting speeds and tool life.

Application: Universal taps for through holes in [alloyed] steels <1.000 N/mm², stainless steel <1.000 N/mm², cast iron <210 HB, short chipping aluminium and copper [alloys].
Material groups : 1.1 - 1.4, 2.1 - 2.2, 3.1 - 3.2, 4.2 - 4.5

M	p	l ₁	l ₂	d ₂	a	l ₃	pcs/PU	Item no.	€/PU
6	1	80	18	6,0	4,9	30	1	330.0600T	27,89
7	1	80	18	7,0	5,5	30	1	330.0700T	38,54
8	1,25	90	20	8,0	6,2	35	1	330.0800T	33,38
9	1,25	90	20	9,0	7,0	35	1	330.0900T	55,30
10	1,5	100	20	10,0	8,0	39	1	330.1000T	43,90

HSS-E '800+' Machine tap, metric, DIN 376, gun



M	p	l ₁	l ₂	d ₂	a	l ₃	pcs/PU	Item no.	€/PU
3	0,5	56	11	2,2	1,8	-	1	330.0301T	30,20
4	0,7	63	12	2,8	2,1	-	1	330.0401T	28,99
5	0,8	70	14	3,5	2,7	-	1	330.0501T	31,46
6	1	80	18	4,5	3,4	-	1	330.0601T	32,46
8	1,25	90	20	6,0	4,9	-	1	330.0801T	38,80
10	1,5	100	20	7,0	5,5	-	1	330.1001T	49,13
12	1,75	110	24	9,0	7,0	-	1	330.1200T	60,92
14	2	110	25	11,0	9,0	-	1	330.1400T	80,39
16	2	110	32	12,0	9,0	-	1	330.1600T	87,09
18	2,5	125	32	14,0	11,0	-	1	330.1800T	118,20
20	2,5	140	32	16,0	12,0	-	1	330.2000T	129,47

800+

Execution: HSS-E machine taps, DIN 376, metric [M], 60°, ISO2 (6H), reduced shank, form B lead chamfer, TN2-coated (TiAlN + TiN) for increased cutting speeds and tool life.

Application: Universal taps for through holes in [alloyed] steels <1.000 N/mm², stainless steel <1.000 N/mm², cast iron <210 HB, short chipping aluminium and copper [alloys].
Material groups : 1.1 - 1.4, 2.1 - 2.2, 3.1 - 3.2, 4.2 - 4.5

M	p	l ₁	l ₂	d ₂	a	l ₃	pcs/PU	Item no.	€/PU
22	2,5	140	32	18,0	14,5	-	1	330.2200T	174,42
24	3	160	38	18,0	14,5	-	1	330.2400T	178,46
27	3	160	38	20,0	16,0	-	1	330.2700T	238,64
30	3,5	180	40	22,0	18,0	-	1	330.3000T	280,43
33	3,5	180	45	25,0	20,0	-	1	330.3300T	401,60
36	4	200	50	28,0	22,0	-	1	330.3600T	540,39
39	4	200	55	32,0	24,0	-	1	330.3900T	611,64
42	4,5	200	60	32,0	24,0	-	1	330.4200T	617,14
45	4,5	220	60	36,0	29,0	-	1	330.4500T	679,92
48	5	250	65	36,0	29,0	-	1	330.4800T	724,08
52	5	250	65	40,0	30,0	-	1	330.5200T	820,22

HSS-E '800+' Machine tap, metric, DIN 371, spiral



800+

Execution: HSS-E machine taps, DIN 371, metric [M], 60°, ISO2 (6H), reinforced shank, form C lead chamfer with 40° helix, TN2-coated (TiAlN + TiN) for increased cutting speeds and tool life.

Application: Universal taps for blind holes in (alloyed) steels <1.000 N/mm², stainless steel <1.000 N/mm², cast iron <210 HB, short chipping aluminium and copper (alloys).
Material groups : 1.1 - 1.4, 2.1 - 2.2, 3.1 - 3.2, 4.2 - 4.5

M	p	l ₁	l ₂	d ₂	a	l ₃	pcs/pu	Item no.	€ / PU
3	0,5	56	5	3,5	2,7	18	1	330.0300TC	25,49
3,5	0,6	56	6	4,0	3,0	20	1	330.0350TC	32,46
4	0,7	63	7	4,5	3,4	21	1	330.0400TC	25,69
4,5	0,75	70	7,5	6,0	4,9	25	1	330.0450TC	45,30
5	0,8	70	8	6,0	4,9	25	1	330.0500TC	28,01

M	p	l ₁	l ₂	d ₂	a	l ₃	pcs/pu	Item no.	€ / PU
6	1	80	10	6,0	4,9	30	1	330.0600TC	28,99
7	1	80	10	7,0	5,5	30	1	330.0700TC	41,85
8	1,25	90	13	8,0	6,2	35	1	330.0800TC	34,84
9	1,25	90	13	9,0	7,0	35	1	330.0900TC	57,08
10	1,5	100	15	10,0	8,0	39	1	330.1000TC	45,82

HSS-E '800+' Machine tap, metric, DIN 376, spiral



800+

Execution: HSS-E machine taps, DIN 376, metric [M], 60°, ISO2 (6H), reduced shank, form C lead chamfer with 40° helix, TN2-coated (TiAlN + TiN) for increased cutting speeds and tool life.

Application: Universal taps for blind holes in (alloyed) steels <1.000 N/mm², stainless steel <1.000 N/mm², cast iron <210 HB, short chipping aluminium and copper (alloys).
Material groups : 1.1 - 1.4, 2.1 - 2.2, 3.1 - 3.2, 4.2 - 4.5

M	p	l ₁	l ₂	d ₂	a	l ₃	pcs/pu	Item no.	€ / PU
3	0,5	56	5	2,2	1,8	-	1	330.0301TC	30,27
4	0,7	63	8	2,8	2,1	-	1	330.0401TC	31,51
5	0,8	70	10	3,5	2,7	-	1	330.0501TC	34,11
6	1	80	12	4,5	3,4	-	1	330.0601TC	35,10
8	1,25	90	15	6,0	4,9	-	1	330.0801TC	41,98
10	1,5	100	17	7,0	5,5	-	1	330.1001TC	52,97
12	1,75	110	18	9,0	7,0	-	1	330.1200TC	65,55
14	2	110	20	11,0	9,0	-	1	330.1400TC	86,61
16	2	110	20	12,0	9,0	-	1	330.1600TC	93,89
18	2,5	125	25	14,0	11,0	-	1	330.1800TC	127,53
20	2,5	140	25	16,0	12,0	-	1	330.2000TC	139,32

M	p	l ₁	l ₂	d ₂	a	l ₃	pcs/pu	Item no.	€ / PU
22	2,5	140	25	18,0	14,5	-	1	330.2200TC	188,32
24	3	160	30	18,0	14,5	-	1	330.2400TC	191,49
27	3	160	30	20,0	16,0	-	1	330.2700TC	244,67
30	3,5	180	35	22,0	18,0	-	1	330.3000TC	287,46
33	3,5	180	35	25,0	20,0	-	1	330.3300TC	412,40
36	4	200	40	28,0	22,0	-	1	330.3600TC	555,36
39	4	200	40	32,0	24,0	-	1	330.3900TC	663,16
42	4,5	200	45	32,0	24,0	-	1	330.4200TC	668,46
45	4,5	220	45	36,0	29,0	-	1	330.4500TC	706,67
48	5	250	50	36,0	29,0	-	1	330.4800TC	711,63
52	5	250	50	40,0	30,0	-	1	330.5200TC	852,34

900

HSS-E '800+' Machine tap set, in plastic case



Execution: HSS-E machine tap sets, DIN 371/376, metric [M], 60°, ISO2 (6H), TN2-coated (TiAlN + TiN) for increased cutting speeds and tool life.

Application: Universal taps for through holes in (alloyed) steels <1.000 N/mm², stainless steel <1.000 N/mm², cast iron <210 HB, short chipping aluminium and copper (alloys).
Material groups : 1.1 - 1.4, 2.1 - 2.2, 3.1 - 3.2, 4.2 - 4.5

Description	Content	pcs/pu	Item no.	€ / PU
7 piece machine tap set, for through holes	HSS-E machine taps "800+" (330T): DIN 371 : 1x M3, M4, M5, M6, M8 and M10 DIN 376 : 1x M12	1	900.2013	190,66
7 piece machine tap set, for blind holes	HSS-E machine taps "800+" (330T): DIN 371 : 1x M3, M4, M5, M6, M8 and M10 DIN 376 : 1x M12	1	900.2013C	204,97

331

HSS-E INOX 1000 Machine tap, metric, DIN 371, gun

ROTEC®



M	p	l ₁	l ₂	d ₂	a	l ₃	pcs/pu	Item no.	€/PU
3	0,5	56	10	3,5	2,7	18	1	331.0300	23,55
4	0,7	63	12	4,5	3,4	21	1	331.0400	23,84
5	0,8	70	14	6,0	4,9	25	1	331.0500	25,28

INOX 1000

Execution: High performance HSS-E blue-ring machine taps according to DIN 371, for metric thread in through holes, ISO 2 (6H), form B lead chamfer, bright finish.

Application: For tapping of stainless steels or (alloyed) steels with tensile strength < 1.000 N/mm²
Material groups : 1.1 - 1.2 - 1.3 - 1.4 - 2.1 - 2.2 - 2.3

M	p	l ₁	l ₂	d ₂	a	l ₃	pcs/pu	Item no.	€/PU
6	1	80	18	6,0	4,9	30	1	331.0600	25,28
8	1,25	90	20	8,0	6,2	35	1	331.0800	29,26
10	1,5	100	20	10,0	8,0	39	1	331.1000	37,57

HSS-E INOX 1000 Machine tap, metric, DIN 376, gun

ROTEC®



M	p	l ₁	l ₂	d ₂	a	l ₃	pcs/pu	Item no.	€/PU
8	1,25	90	20	6,0	4,9	-	1	331.0801	32,27
10	1,5	100	20	7,0	5,5	-	1	331.1001	39,67
12	1,75	110	24	9,0	7,0	-	1	331.1200	53,11
16	2	110	32	12,0	9,0	-	1	331.1600	77,73

INOX 1000

Execution: High performance HSS-E blue-ring machine taps according to DIN 376, for metric thread in through holes, ISO 2 (6H), form B lead chamfer, bright finish.

Application: For tapping of stainless steels or (alloyed) steels with tensile strength < 1.000 N/mm²
Material groups : 1.1 - 1.2 - 1.3 - 1.4 - 2.1 - 2.2 - 2.3

M	p	l ₁	l ₂	d ₂	a	l ₃	pcs/pu	Item no.	€/PU
18	2,5	125	32	14,0	11,0	-	1	331.1800	106,63
20	2,5	140	32	16,0	12,0	-	1	331.2000	112,83
24	3	160	38	18,0	14,5	-	1	331.2400	148,96

900

HSS-E INOX 1000 Machine tap set, gun, in ABS-cassette


ROTEC®



Application: For tapping of stainless steels or (alloyed) steels with tensile strength < 1.000 N/mm²
Material groups : 1.1 - 1.2 - 1.3 - 1.4 - 2.1 - 2.2 - 2.3

Description	Content	pcs/pu	Item no.	€/PU
7+7 piece machine tap and drill bit set, for through holes	HSS-E machine taps "INOX 1000" (331.xxxx), gun: DIN 371 : 1x M3, M4, M5, M6, M8 and M10 DIN 376 : 1x M12 HSS-E drill bits, type HD-S (110): DIN 338 : 1x ø2,5, 3,3, 4,2, 5, 6,8, 8,5 and 10.2mm	1	900.20091	260,47

331 HSS-E INOX 1000 Machine tap, metric, DIN 371, spiral



INOX 1000

Execution: High performance HSS-E blue-ring machine taps according to DIN 371, for metric thread in blind holes, ISO 2 (6H), 40° spiral helix, form C lead chamfer, bright finish.

Application: For tapping of stainless steels or (alloyed) steels with tensile strength < 1.000 N/mm²
Material groups : 1.1 - 1.2 - 1.3 - 1.4 - 2.1 - 2.2 - 2.3



M	p	l ₁	l ₂	d ₂	a	l ₃	pcs/pu	Item no.	€ / PU
3	0,5	56	5	3,5	2,7	18	1	331.0300C	25,86
4	0,7	63	7	4,5	3,4	21	1	331.0400C	26,16
5	0,8	70	8	6,0	4,9	25	1	331.0500C	27,67

M	p	l ₁	l ₂	d ₂	a	l ₃	pcs/pu	Item no.	€ / PU
6	1	80	10	6,0	4,9	30	1	331.0600C	27,67
8	1,25	90	13	8,0	6,2	35	1	331.0800C	32,22
10	1,5	100	15	10,0	8,0	39	1	331.1000C	41,32

HSS-E INOX 1000 Machine tap, metric, DIN 376, spiral



INOX 1000

Execution: High performance HSS-E blue-ring machine taps according to DIN 376, for metric thread in blind holes, ISO 2 (6H), 40° spiral helix, form C lead chamfer, bright finish.

Application: For tapping of stainless steels or (alloyed) steels with tensile strength < 1.000 N/mm²
Material groups : 1.1 - 1.2 - 1.3 - 1.4 - 2.1 - 2.2 - 2.3



M	p	l ₁	l ₂	d ₂	a	l ₃	pcs/pu	Item no.	€ / PU
12	1,75	110	18	9,0	7,0	-	1	331.1200C	58,37
16	2	110	20	12,0	9,0	-	1	331.1600C	85,30
18	2,5	125	25	14,0	11,0	-	1	331.1800C	117,23

M	p	l ₁	l ₂	d ₂	a	l ₃	pcs/pu	Item no.	€ / PU
20	2,5	140	25	16,0	12,0	-	1	331.2000C	124,18
24	3	160	30	18,0	14,5	-	1	331.2400C	163,98

900 HSS-E INOX 1000 Machine tap set, spiral, in ABS-cassette



Application: For tapping of stainless steels or (alloyed) steels with tensile strength < 1.000 N/mm²
Material groups : 1.1 - 1.2 - 1.3 - 1.4 - 2.1 - 2.2 - 2.3

Description	Content	pcs/pu	Item no.	€ / PU
7+7 piece machine tap and drill bit set, for blind holes	HSS-E machine taps "INOX 1000" (331.xxxxC), spiral: DIN 371 : 1x M3, M4, M5, M6, M8 and M10 DIN 376 : 1x M12 HSS-E drill bits, type HD-S (110): DIN 338 : 1x ø2,5, 3,3, 4,2, 5, 6,8, 8,5 and 10,2mm	1	900.2009IC	278,33

Inox+



- Wear resistant HardLube®-coating a very smooth surface
- Special geometries for stainless steel
- Accurate and high-finish threads
- Tapered relief of cutting edge
- Special design of divergent spiral flutes
- Highest quality HSS-E steel
- Shank with tolerance h6

Special geometries for ferritic, martenic and austenitic stainless steel and duplex.
THE problem solver on stainless steels!

331H HSS-E 'Inox+' Machine tap, metric, DIN 371, gun



M	p	l ₁	l ₂	d ₂	a	l ₃	pcs/PU	Item no.	€/PU
3	0,5	56	10	3,5	2,7	18	1	331.0300H	25,23
4	0,7	63	12	4,5	3,4	21	1	331.0400H	26,80
5	0,8	70	14	6,0	4,9	25	1	331.0500H	29,75

Inox+

Execution: HSS-E machine taps, DIN 371, metric [M], 60°, ISO2 (6H), reinforced shank, form B lead chamfer. Higher cutting speeds and increased tool life due to a thin but very wear resistant HardLube®-coating with a low coefficient of friction.

Application: Taps specifically designed for tapping of through holes in austenitic stainless steels and duplex <1.000 N/mm². Material groups : 2.1 - 2.3

M	p	l ₁	l ₂	d ₂	a	l ₃	pcs/PU	Item no.	€/PU
6	1	80	18	6,0	4,9	30	1	331.0600H	31,46
8	1,25	90	20	8,0	6,2	35	1	331.0800H	38,28
10	1,5	100	20	10,0	8,0	39	1	331.1000H	51,18

HSS-E 'Inox+' Machine tap, metric, DIN 376, gun



M	p	l ₁	l ₂	d ₂	a	l ₃	pcs/PU	Item no.	€/PU
8	1,25	90	20	6,0	4,9	-	1	331.0801H	41,93
10	1,5	100	20	7,0	5,5	-	1	331.1001H	54,42
12	1,75	110	24	9,0	7,0	-	1	331.1200H	70,19
14	2	110	25	11,0	9,0	-	1	331.1400H	94,10
16	2	110	32	12,0	9,0	-	1	331.1600H	99,29
18	2,5	125	32	14,0	11,0	-	1	331.1800H	138,78
20	2,5	140	32	16,0	12,0	-	1	331.2000H	142,83


Inox+

Execution: HSS-E machine taps, DIN 376, metric [M], 60°, ISO2 (6H), reduced shank, form B lead chamfer. Higher cutting speeds and increased tool life due to a thin but very wear resistant HardLube®-coating with a low coefficient of friction.

Application: Taps specifically designed for tapping of through holes in austenitic stainless steels and duplex <1.000 N/mm². Material groups : 2.1 - 2.3

M	p	l ₁	l ₂	d ₂	a	l ₃	pcs/PU	Item no.	€/PU
22	2,5	140	32	18,0	14,5	-	1	331.2200H	184,75
24	3	160	38	18,0	14,5	-	1	331.2400H	218,06
27	3	160	38	20,0	16,0	-	1	331.2700H	245,00
30	3,5	180	40	22,0	18,0	-	1	331.3000H	318,51
33	3,5	180	45	25,0	20,0	-	1	331.3300H	424,57
36	4	200	50	28,0	22,0	-	1	331.3600H	569,23

HSS-E 'Inox+' Machine tap, metric, DIN 371, spiral



Inox+

Execution: HSS-E machine taps, DIN 371, metric [M], 60°, ISO2 (6H), reinforced shank, form C lead chamfer with 40° helix. Higher cutting speeds and increased tool life due to a thin but very wear resistant HardLube®-coating with a low coefficient of friction.

Application: Taps specifically designed for tapping of blind holes in austenitic stainless steels and duplex <1.000 N/mm². Material groups : 2.1 - 2.3

M	p	l ₁	l ₂	d ₂	a	l ₃	pcs/pu	Item no.	€ / PU
3	0,5	56	5	3,5	2,7	18	1	331.0300HC	29,60
4	0,7	63	7	4,5	3,4	21	1	331.0400HC	28,71
5	0,8	70	8	6,0	4,9	25	1	331.0500HC	31,77

M	p	l ₁	l ₂	d ₂	a	l ₃	pcs/pu	Item no.	€ / PU
6	1	80	10	6,0	4,9	30	1	331.0600HC	33,51
8	1,25	90	13	8,0	6,2	35	1	331.0800HC	45,84
10	1,5	100	15	10,0	8,0	39	1	331.1000HC	54,37

HSS-E 'Inox+' Machine tap, metric, DIN 376, spiral



Inox+

Execution: HSS-E machine taps, DIN 376, metric [M], 60°, ISO2 (6H), reduced shank, form C lead chamfer with 40° helix. Higher cutting speeds and increased tool life due to a thin but very wear resistant HardLube®-coating with a low coefficient of friction.

Application: Taps specifically designed for tapping of blind holes in austenitic stainless steels and duplex <1.000 N/mm². Material groups : 2.1 - 2.3

M	p	l ₁	l ₂	d ₂	a	l ₃	pcs/pu	Item no.	€ / PU
8	1,25	90	15	6,0	4,9	-	1	331.0801HC	43,72
10	1,5	100	17	7,0	5,5	-	1	331.1001HC	52,38
12	1,75	110	18	9,0	7,0	-	1	331.1200HC	74,47
14	2	110	20	11,0	9,0	-	1	331.1400HC	105,63
16	2	110	20	12,0	9,0	-	1	331.1600HC	105,78
18	2,5	125	25	14,0	11,0	-	1	331.1800HC	141,57
20	2,5	140	25	16,0	12,0	-	1	331.2000HC	164,68

M	p	l ₁	l ₂	d ₂	a	l ₃	pcs/pu	Item no.	€ / PU
22	2,5	140	25	18,0	14,5	-	1	331.2200HC	198,79
24	3	160	30	18,0	14,5	-	1	331.2400HC	231,11
27	3	160	30	20,0	16,0	-	1	331.2700HC	262,42
30	3,5	180	35	22,0	18,0	-	1	331.3000HC	299,55
33	3,5	180	35	25,0	20,0	-	1	331.3300HC	456,17
36	4	200	40	28,0	22,0	-	1	331.3600HC	570,07

900

HSS-E 'Inox+' Machine tap set, in plastic cassette

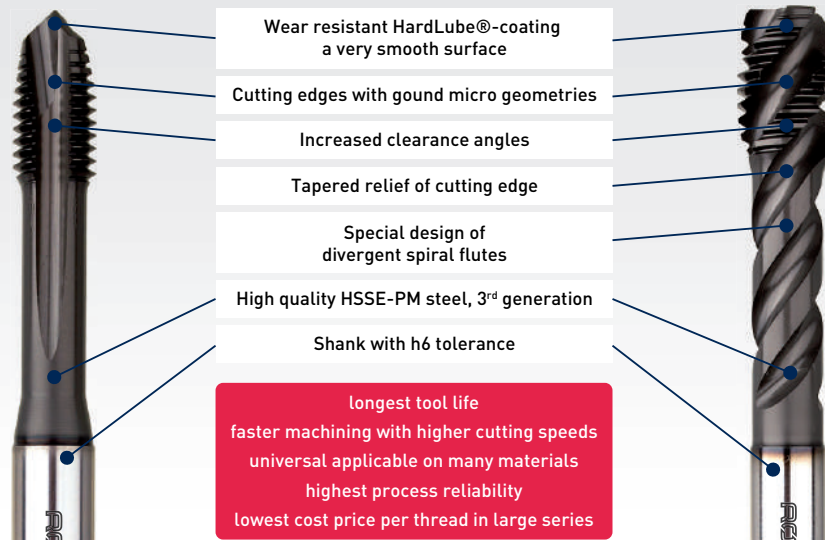


Execution: HSS-E machine tap set, DIN 371/376, metric [M], 60°, ISO2 (6H). Higher cutting speeds and increased tool life due to a thin but very wear resistant HardLube®-coating with a low coefficient of friction.

Application: Taps specifically designed for tapping of holes in austenitic stainless steels and duplex <1.000 N/mm². Material groups : 2.1 - 2.3

Description	Content	pcs/pu	Item no.	€ / PU
7 piece machine tap set, for through holes	HSS-E machine taps 'Inox+' (331H), gun: DIN 371 : 1x M3, M4, M5, M6, M8 and M10 DIN 376 : 1x M12	1	900.2014	239,32
7 piece machine tap set, for blind holes	HSS-E machine taps 'Inox+' (331H), spiral: DIN 371 : 1x M3, M4, M5, M6, M8 and M10 DIN 376 : 1x M12	1	900.2014C	257,69

1200+



336

HSS-E PM '1200+' Machine tap, metric, DIN 371, gun



M	p	l ₁	l ₂	d ₂	a	l ₃	pcs/PU	Item no.	€/PU
2	0,4	45	10	2,8	2,1	13	1	336.0200	42,20
2,5	0,45	50	9	2,8	2,1	14	1	336.0250	42,20
3	0,5	56	5	3,5	2,7	18	1	336.0300	32,70
4	0,7	63	7	4,5	3,4	21	1	336.0400	34,43

1200+

Execution: HSS-E PM machine taps, DIN 371, metric [M], 60°, ISO1 (4H) [M1-M1,4], ISO 2(6H) [M1,6-M2,6], 6HX [M3-M10], reinforced shank, form B lead chamfer. Higher cutting speeds and increased tool life due to a thin but very wear resistant HardLube®-coating with a low coefficient of friction.

Application: Universal high-performance taps for through holes in [alloyed] steels <1.200 N/mm², stainless steel <1.000 N/mm², cast iron <240 HB, aluminium (alloys), copper (alloys), super alloys and titanium <675 N/mm².
Material groups : 1.1 - 1.5, 2.1 - 2.3, 3.1 - 3.3, 4.1 - 4.10, 5.1, 5.3

M	p	l ₁	l ₂	d ₂	a	l ₃	pcs/PU	Item no.	€/PU
5	0,8	70	8	6,0	4,9	25	1	336.0500	37,38
6	1	80	10	6,0	4,9	30	1	336.0600	38,71
8	1,25	90	13	8,0	6,2	35	1	336.0800	46,53
10	1,5	100	15	10,0	8,0	39	1	336.1000	61,16

HSS-E PM '1200+' Machine tap, metric, DIN 376, gun



M	p	l ₁	l ₂	d ₂	a	l ₃	pcs/PU	Item no.	€/PU
12	1,75	110	18	9,0	7,0	-	1	336.1200	90,11
14	2	110	20	11,0	9,0	-	1	336.1400	118,17
16	2	110	20	12,0	9,0	-	1	336.1600	127,02


1200+

Execution: HSS-E PM machine taps, DIN 376, metric [M], 60°, 6HX, reduced shank, form B lead chamfer. Higher cutting speeds and increased tool life due to a thin but very wear resistant HardLube®-coating with a low coefficient of friction.

Application: Universal high-performance taps for through holes in [alloyed] steels <1.200 N/mm², stainless steel <1.000 N/mm², cast iron <240 HB, aluminium (alloys), copper (alloys), super alloys and titanium <675 N/mm².
Material groups : 1.1 - 1.5, 2.1 - 2.3, 3.1 - 3.3, 4.1 - 4.10, 5.1, 5.3

M	p	l ₁	l ₂	d ₂	a	l ₃	pcs/PU	Item no.	€/PU
20	2,5	140	25	16,0	12,0	-	1	336.2000	188,54
24	3	160	30	18,0	14,5	-	1	336.2400	243,37

HSS-E PM '1200+' Machine tap, metric, DIN 371, spiral



M	p	l ₁	l ₂	d ₂	a	l ₃	pcs/pu	Item no.	€/PU
2	0,4	45	10	2,8	2,1	13	1	336.0200C	46,96
2,5	0,45	50	9	2,8	2,1	14	1	336.0250C	46,96
3	0,5	56	5	3,5	2,7	18	1	336.0300C	36,30
4	0,7	63	7	4,5	3,4	21	1	336.0400C	38,28

1200+

Execution: HSS-E PM machine taps, DIN 371, metric [M], 60°, ISO1 (4H) (M1-M1,4), ISO 2(6H) (M1,6-M2,6), 6HX (M3-M10), reinforced shank, form C lead chamfer with 45° helix. Higher cutting speeds and increased tool life due to a thin but very wear resistant HardLube®-coating with a low coefficient of friction.

Application: Universal high-performance taps for blind holes in (alloyed) steels <1.200 N/mm², stainless steel <1.000 N/mm², cast iron <240 HB, aluminium (alloys), copper (alloys), super alloys and titanium <675 N/mm².
Material groups : 1.1 - 1.5, 2.1 - 2.3, 3.1 - 3.3, 4.1 - 4.10, 5.1, 5.3

M	p	l ₁	l ₂	d ₂	a	l ₃	pcs/pu	Item no.	€/PU
5	0,8	70	8	6,0	4,9	25	1	336.0500C	41,54
6	1	80	10	6,0	4,9	30	1	336.0600C	43,05
8	1,25	90	13	8,0	6,2	35	1	336.0800C	51,71
10	1,5	100	15	10,0	8,0	39	1	336.1000C	67,90

HSS-E PM '1200+' Machine tap, metric, DIN 376, spiral



M	p	l ₁	l ₂	d ₂	a	l ₃	pcs/pu	Item no.	€/PU
12	1,75	110	18	9,0	7,0	-	1	336.1200C	100,17
14	2	110	20	11,0	9,0	-	1	336.1400C	131,29

1200+

Execution: HSS-E PM machine taps, DIN 376, metric [M], 60°, 6HX, reduced shank, form C lead chamfer with 45° helix. Higher cutting speeds and increased tool life due to a thin but very wear resistant HardLube®-coating with a low coefficient of friction.

Application: Universal high-performance taps for blind holes in (alloyed) steels <1.200 N/mm², stainless steel <1.000 N/mm², cast iron <240 HB, aluminium (alloys), copper (alloys), super alloys and titanium <675 N/mm².
Material groups : 1.1 - 1.5, 2.1 - 2.3, 3.1 - 3.3, 4.1 - 4.10, 5.1, 5.3

M	p	l ₁	l ₂	d ₂	a	l ₃	pcs/pu	Item no.	€/PU
16	2	110	20	12,0	9,0	-	1	336.1600C	141,16
20	2,5	140	25	16,0	12,0	-	1	336.2000C	209,49

900

HSS-E PM '1200+' Machine tap set, in plastic case




Execution: HSS-E PM machine taps DIN 371/376, metric [M], 60°, ISO1 (4H) (M1-M1,4), ISO 2(6H) (M1,6-M2,6), 6HX (M3-M10). Higher cutting speeds and increased tool life due to a thin but very wear resistant HardLube®-coating with a low coefficient of friction.

Application: Universal high-performance taps for through holes in (alloyed) steels <1.200 N/mm², stainless steel <1.000 N/mm², cast iron <240 HB, aluminium (alloys), copper (alloys), super alloys and titanium <675 N/mm².
Material groups : 1.1 - 1.5, 2.1 - 2.3, 3.1 - 3.3, 4.1 - 4.10, 5.1, 5.3

Description	Content	pcs/pu	Item no.	€/PU
7 piece machine tap set, for through holes	HSS-E PM machine taps '1200+' (336), gun: DIN 371 : 1x M3, M4, M5, M6, M8 and M10 DIN 376 : 1x M12	1	900.2011	307,23
7 piece machine tap set, for blind holes	HSS-E PM machine taps '1200+' (336), spiral: DIN 371 : 1x M3, M4, M5, M6, M8 and M10 DIN 376 : 1x M12	1	900.2011C	349,97

347

HSSE-PM 1400 Machine tap, metric, DIN 371, gun



M	p	l ₁	l ₂	d ₂	a	l ₃	pcs/pupu	Item no.	€/PU
3	0,5	56	10	3,5	2,7	18	1	347.0300	28,51
4	0,7	63	12	4,5	3,4	21	1	347.0400	28,88
5	0,8	70	14	6,0	4,9	25	1	347.0500	31,21

1400

Execution: High performance HSSE-PM (powder metallurgical steel) machine taps according to DIN 371, ISO 2 (6H), form B lead chamfer, TiCN-coating for faster cutting conditions and improved tool life. PM machine taps have much higher toughness and wear resistance compared to HSS-E taps.

Application: For tapping of (high) alloyed steels like Hardox, Weldox etc. with tensile strength < 1.400 N/mm².
Material groups : 1.1 - 1.2 - 1.3 - 1.4 - 1.5 - 1.6 - 3.2 - 3.3

M	p	l ₁	l ₂	d ₂	a	l ₃	pcs/pupu	Item no.	€/PU
6	1	80	18	6,0	4,9	30	1	347.0600	32,32
8	1,25	90	20	8,0	6,2	35	1	347.0800	38,92
10	1,5	100	20	10,0	8,0	39	1	347.1000	51,09

HSSE-PM 1400 Machine tap, metric, DIN 376, gun



M	p	l ₁	l ₂	d ₂	a	l ₃	pcs/pu	Item no.	€/PU
12	1,75	110	24	9,0	7,0	-	1	347.1200	76,42
16	2	110	32	12,0	9,0	-	1	347.1600	109,45


1400

Execution: High performance HSSE-PM (powder metallurgical steel) machine taps according to DIN 376, ISO 2 (6H), form B lead chamfer, TiCN-coating for faster cutting conditions and improved tool life. PM machine taps have much higher toughness and wear resistance compared to HSS-E taps.

Application: For tapping of (high) alloyed steels like Hardox, Weldox etc. with tensile strength < 1.400 N/mm².
Material groups : 1.1 - 1.2 - 1.3 - 1.4 - 1.5 - 1.6 - 3.2 - 3.3

M	p	l ₁	l ₂	d ₂	a	l ₃	pcs/pu	Item no.	€/PU
20	2,5	140	32	16,0	12,0	-	1	347.2000	170,37
24	3	160	38	18,0	14,5	-	1	347.2400	315,15

HSSE-PM 1400 Machine tap, metric, DIN 371, spiral



M	p	l ₁	l ₂	d ₂	a	l ₃	pcs/pu	Item no.	€/PU
3	0,5	56	5	3,5	2,7	18	1	347.0300C	35,31
4	0,7	63	7	4,5	3,4	21	1	347.0400C	35,72
5	0,8	70	8	6,0	4,9	25	1	347.0500C	38,43

1400

Execution: High performance HSSE-PM (powder metallurgical steel) machine taps according to DIN 371, ISO 2 (6H), G337, form C lead chamfer, TiCN-coating for faster cutting conditions and improved tool life. PM machine taps have much higher toughness and wear resistance compared to HSS-E taps.

Application: For tapping of (high) alloyed steels like Hardox, Weldox etc. with tensile strength < 1.400 N/mm².
Material groups : 1.1 - 1.2 - 1.3 - 1.4 - 1.5 - 1.6 - 3.2 - 3.3

M	p	l ₁	l ₂	d ₂	a	l ₃	pcs/pu	Item no.	€/PU
6	1	80	10	6,0	4,9	30	1	347.0600C	39,60
8	1,25	90	13	8,0	6,2	35	1	347.0800C	47,27
10	1,5	100	15	10,0	8,0	39	1	347.1000C	61,95

HSSE-PM 1400 Machine tap, metric, DIN 376, spiral



M	p	l ₁	l ₂	d ₂	a	l ₃	pcs/pu	Item no.	€/PU
12	1,75	110	18	9,0	7,0	-	1	347.1200C	93,25
16	2	110	20	12,0	9,0	-	1	347.1600C	134,22

1400

Execution: High performance HSSE-PM (powder metallurgical steel) machine taps according to DIN 376, ISO 2 (6H), 15° spiral helix, form C lead chamfer, TiCN-coating for faster cutting conditions and improved tool life. PM machine taps have much higher toughness and wear resistance compared to HSS-E taps.

Application: For tapping of (high) alloyed steels like Hardox, Weldox etc. with tensile strength < 1.400 N/mm².
Material groups : 1.1 - 1.2 - 1.3 - 1.4 - 1.5 - 1.6 - 3.2 - 3.3

M	p	l ₁	l ₂	d ₂	a	l ₃	pcs/pu	Item no.	€/PU
20	2,5	140	25	16,0	12,0	-	1	347.2000C	208,03
24	3	160	30	18,0	14,5	-	1	347.2400C	283,90

333

HSS-E UNI Machine tap, metric, DIN 371, gun



UNI

Execution: HSS-E machine taps with interrupted cut, according to DIN 371 with reinforced shank (up to M10) and DIN 376 with reduced shank, for metric thread in through holes, form B lead chamfer, bright finish.

Application: For tapping in mild steel (<800 N/mm²), aluminium, brass and bronze.
Material groups : 1.1 - 1.3 / 4.1 - 4.10

M	p	l ₁	l ₂	d ₂	a	l ₃	pcs/pu	Item no.	€/ PU
3	0,5	56	10	3,5	2,7	18	1	333.0300	28,61
4	0,7	63	12	4,5	3,4	21	1	333.0400	29,01
5	0,8	70	14	6,0	4,9	25	1	333.0500	30,53
6	1	80	18	6,0	4,9	30	1	333.0600	30,53

M	p	l ₁	l ₂	d ₂	a	l ₃	pcs/pu	Item no.	€/ PU
8	1,25	90	20	8,0	6,2	35	1	333.0800	35,65
10	1,5	100	20	10,0	8,0	39	1	333.1000	45,61
12	1,75	110	29	9,0	7,0	-	1	333.1200	64,66

330

HSS-E 800 Machine tap, metric left, DIN 371, gun



800

Execution: HSS-E machine taps according to DIN 371, for left handed metric thread in through holes, ISO 2 (6H), form B lead chamfer, bright finish

Application: For tapping (alloyed) steels with tensile strength < 800 N/mm²
Material groups : 1.1 - 1.2 - 1.3 - 1.4

M	p	l ₁	l ₂	d ₂	a	l ₃	pcs/pu	Item no.	€/ PU
3	0,5	56	10	3,5	2,7	18	1	330.0300L	40,09
4	0,7	63	12	4,5	3,4	21	1	330.0400L	40,09
5	0,8	70	14	6,0	4,9	25	1	330.0500L	41,69

M	p	l ₁	l ₂	d ₂	a	l ₃	pcs/pu	Item no.	€/ PU
6	1	80	18	6,0	4,9	30	1	330.0600L	41,69
8	1,25	90	20	8,0	6,2	35	1	330.0800L	50,90
10	1,5	100	20	10,0	8,0	39	1	330.1000L	57,30

HSS-E 800 Machine tap, metric left, DIN 376, gun



800

Execution: HSS-E machine taps according to DIN 376, for left handed metric thread in through holes, ISO 2 (6H), form B lead chamfer, bright finish.


Application: For tapping (alloyed) steels with tensile strength < 800 N/mm²
Material groups : 1.1 - 1.2 - 1.3 - 1.4

M	p	l ₁	l ₂	d ₂	a	l ₃	pcs/pu	Item no.	€/ PU
12	1,75	110	24	9,0	7,0	-	1	330.1200L	72,16
14	2	110	25	11,0	9,0	-	1	330.1400L	115,32
16	2	110	32	12,0	9,0	-	1	330.1600L	106,20

M	p	l ₁	l ₂	d ₂	a	l ₃	pcs/pu	Item no.	€/ PU
18	2,5	125	32	14,0	11,0	-	1	330.1800L	200,31
20	2,5	140	32	16,0	12,0	-	1	330.2000L	204,40

353

HSSE-PM Roll forging tap, metric, coated (TiN)




M	p	l ₁	l ₂	d ₂	a	l ₃	pcs/PU	Item no.	€/PU
2	0,4	45	8	2,8	2,1	8	1	353.0200	63,97
2,5	0,45	50	9	2,8	2,1	9	1	353.0250	63,97
3	0,5	56	10	3,5	2,7	18	1	353.0300	41,25
4	0,7	63	7	4,5	3,4	21	1	353.0400	41,25
5	0,8	70	8	6,0	4,9	25	1	353.0500	45,50

Execution: High performance HSSE-PM (powder metallurgical steel) roll form taps according to DIN 371 (up to M10) and DIN 376 (M12 and up), ISO2 (6HX), with coolant grooves, TiN-coating for faster cutting conditions and improved tool life.

Application: For (synchro) roll forming of threads (up to 3xD deep) in through and blind holes in a vast range of materials. Very versatile.
Material groups : 1.1 - 1.2 - 1.3 - 1.4 - 2.1 - 2.2 - 2.3 - 4.1 - 4.2 - 4.3 - 4.4 - 4.5 - 5.1

M	p	l ₁	l ₂	d ₂	a	l ₃	pcs/PU	Item no.	€/PU
6	1	80	10	6,0	4,9	30	1	353.0600	47,72
8	1,25	90	13	8,0	6,2	35	1	353.0800	58,26
10	1,5	100	15	10,0	8,0	39	1	353.1000	71,19
12	1,75	110	18	9,0	7,0	-	1	353.1200	89,33
16	2	110	20	12,0	9,0	-	1	353.1600	134,62

HSSE-PM Roll forging tap, metric, coated (TiCN)



M	p	l ₁	l ₂	d ₂	a	l ₃	pcs/PU	Item no.	€/PU
3	0,5	56	10	3,5	2,7	18	1	353.0300T	43,75
4	0,7	63	7	4,5	3,4	21	1	353.0400T	43,75
5	0,8	70	8	6,0	4,9	25	1	353.0500T	48,06

Execution: High performance HSSE-PM (powder metallurgical steel) roll form taps according to DIN 371, ISO2 (6HX), with coolant grooves, TiCN-coating for faster cutting conditions and improved tool life.

Application: For (synchro) roll forming of threads (up to 3xD deep) in through and blind holes in a vast range of materials. Very versatile.
Material groups : 1.1 - 1.2 - 1.3 - 1.4 - 2.1 - 2.2 - 2.3 - 4.1 - 4.2 - 4.3 - 4.4 - 4.5 - 5.1

M	p	l ₁	l ₂	d ₂	a	l ₃	pcs/PU	Item no.	€/PU
6	1	80	10	6,0	4,9	30	1	353.0600T	50,47
8	1,25	90	13	8,0	6,2	35	1	353.0800T	61,74
10	1,5	100	15	10,0	8,0	39	1	353.1000T	75,60

HSSE-PM Roll forging tap, metric, coated (TiCN), coolant through



M	p	l ₁	l ₂	d ₂	a	l ₃	pcs/PU	Item no.	€/PU
5	0,8	70	8	6,0	4,9	25	1	353.0500TK	81,96
6	1	80	10	6,0	4,9	30	1	353.0600TK	85,56


Execution: High performance HSSE-PM (powder metallurgical steel) roll form taps according to DIN 371, ISO2 (6HX), with coolant grooves, TiCN-coating for faster cutting conditions and improved tool life. Coolant through for better lubrication and chip evacuation.

Application: For (synchro) roll forming of threads (up to 3xD deep) in through and blind holes in a vast range of materials. Very versatile.
Material groups : 1.1 - 1.2 - 1.3 - 1.4 - 2.1 - 2.2 - 2.3 - 4.1 - 4.2 - 4.3 - 4.4 - 4.5 - 5.1

M	p	l ₁	l ₂	d ₂	a	l ₃	pcs/PU	Item no.	€/PU
8	1,25	90	13	8,0	6,2	35	1	353.0800TK	103,81
10	1,5	100	15	10,0	8,0	39	1	353.1000TK	125,76

349

HSS-E Machine tap, metric, extra long



Execution: Extra long HSS-E machine taps according to DIN 371-EL (up to M6) and DIN 376-EL (M8 and up), metric thread, ISO2 (6H), form B lead chamfer, uncoated.

Application: For tapping of through holes in [alloyed] steels with tensile strength < 800 N/mm².
Material groups : 1.1 - 1.2 - 1.3 - 1.4



M	p	l ₁	l ₂	d ₂	a	l ₃	pcs/pu	Item no.	€ / PU
3	0,5	100	10	3,5	2,7	18	1	349.0300	41,13
4	0,7	125	12	4,5	3,0	21	1	349.0400	41,60
5	0,8	140	14	6,0	4,9	25	1	349.0500	43,97
6	1	160	18	6,0	4,9	30	1	349.0600	43,97
8	1,25	180	20	6,0	4,9	-	1	349.0800	50,94

M	p	l ₁	l ₂	d ₂	a	l ₃	pcs/pu	Item no.	€ / PU
10	1,5	200	22	7,0	5,5	-	1	349.1000	65,79
12	1,75	220	29	9,0	7,0	-	1	349.1200	92,66
14	2	220	30	11,0	9,0	-	1	349.1400	133,23
16	2	220	32	12,0	9,0	-	1	349.1600	135,67

350

HSS Machine tap, metric, long



Execution: Long HSS machine taps according to DIN 357, metric thread, ISO2 (6H), form A lead chamfer, uncoated.


Application: For tapping of through holes in [alloyed] steels with tensile strength < 800 N/mm².
Material groups : 1.1 - 1.2 - 1.3 - 1.4



M	p	l ₁	l ₂	d ₂	a	pcs/pu	Item no.	€ / PU
3	0,5	70	22	2,2	-	1	350.0300	26,70
4	0,7	90	25	2,8	2,1	1	350.0400	25,26
5	0,8	100	28	3,5	2,7	1	350.0500	26,70
6	1	110	32	4,5	3,4	1	350.0600	28,51

M	p	l ₁	l ₂	d ₂	a	pcs/pu	Item no.	€ / PU
8	1,25	125	40	6,3	4,9	1	350.0800	31,91
10	1,5	140	45	8,0	5,5	1	350.1000	36,65
12	1,75	180	50	9,0	7,0	1	350.1200	46,16

327 HSS-E Machine tap, metric, short



Execution: Short HSS-E machine taps according to ISO 529, metric thread, form B lead chamfer, bright finish.


Application: For tapping of through holes in (alloyed) steels with tensile strength < 800 N/mm².
Material groups : 1.1 - 1.2 - 1.3 - 1.4



M	p	l ₁	l ₂	d ₂	a	pcs/PU	Item no.	€ / PU
3	0,5	48	11	3,15	2,5	1	327.0300	13,10
4	0,7	53	13	4,0	3,15	1	327.0400	13,10
5	0,8	58	16	5,0	4,0	1	327.0500	14,28
6	1	66	19	6,3	5,0	1	327.0600	14,67

M	p	l ₁	l ₂	d ₂	a	pcs/PU	Item no.	€ / PU
8	1,25	72	22	8,0	6,3	1	327.0800	18,65
10	1,5	80	24	10,0	8,0	1	327.1000	23,00
12	1,75	89	29	9,0	7,1	1	327.1200	32,54

328 HSS-E Machine tap, metric, extra short



Execution: Short HSS-E machine taps according to DIN 352, metric thread, form B lead chamfer, bright finish.

Application: For tapping of through holes in (alloyed) steels with tensile strength < 800 N/mm².
Material groups : 1.1 - 1.2 - 1.3 - 1.4



M	p	l ₁	l ₂	d ₂	a	pcs/PU	Item no.	€ / PU
3	0,5	40	11	3,5	2,7	1	328.0300	8,04
4	0,7	40	13	4,5	3,4	1	328.0400	8,04
5	0,8	48	16	6,0	4,9	1	328.0500	8,04
6	1	50	19	6,0	4,9	1	328.0600	8,58

M	p	l ₁	l ₂	d ₂	a	pcs/PU	Item no.	€ / PU
8	1,25	56	22	6,0	4,9	1	328.0800	10,79
10	1,5	70	24	7,0	5,5	1	328.1000	12,66
12	1,75	75	29	9,0	7,0	1	328.1200	16,43

Threading set, metric [M], in plastic case



Description	Content	pcs/PU	Item no.	€ / PU
26 piece hand tap and die set	1x tap M3, M4, M5, M6, M8, M10 and M12 1x thread dies M3, M4, M5, M6, M8, M10 and M12 1x HSS jobber drill bit ø2.5, ø3.3, ø4.2, ø5.0, ø6.8, ø8.5 and ø10.2mm 1x die stock, size ø25x9 1x tap wrench, size Nr.2 1x ratcheting tap wrench, size Nr.1 1x thread gauge (metric) 1x screwdriver	1	900.2026	170,84

335

HSS-E 800 Machine tap, metric fine, DIN 371, gun



800

Execution: HSS-E machine taps according to DIN 371, metric fine thread, ISO2 (6H), form B lead chamfer, uncoated.

Application: For tapping of through holes in [alloyed] steels with tensile strength < 800 N/mm².
Material groups : 1.1 - 1.2 - 1.3 - 1.4

MF	p	l ₁	l ₂	d ₂	a	l ₃	pcs/pu	Item no.	€/ PU
4	0,5	63	12	4,5	3,4	21	1	335.0405	31,06
5	0,5	70	14	6,0	4,9	25	1	335.0505	45,34
6	0,75	80	14	6,0	4,9	30	1	335.0607	45,07
7	0,75	80	18	7,0	5,5	30	1	335.0707	36,82

MF	p	l ₁	l ₂	d ₂	a	l ₃	pcs/pu	Item no.	€/ PU
8	0,75	80	18	8,0	6,2	30	1	335.0807	46,69
8	1	90	20	8,0	6,2	35	1	335.0810	42,32
10	1	90	20	10,0	8,0	35	1	335.1010	46,41
10	1,25	100	20	10,0	8,0	39	1	335.1012	51,74

HSS-E 800 Machine tap, metric fine, DIN 374, gun



800

Execution: HSS-E machine taps according to DIN 374, metric fine thread, ISO2 (6H), form B lead chamfer, uncoated.

Application: For tapping of through holes in [alloyed] steels with tensile strength < 800 N/mm².
Material groups : 1.1 - 1.2 - 1.3 - 1.4

MF	p	l ₁	l ₂	d ₂	a	pcs/pu	Item no.	€/ PU
5	0,75	70	12	3,5	2,7	1	335.0507	46,15
6	0,5	80	14	4,5	3,4	1	335.0605	46,15
9	1	90	20	8,0	6,2	1	335.0910	35,34
10	0,75	90	20	7,0	5,5	1	335.1007	48,47
12	1	100	20	9,0	7,0	1	335.1210	57,94
12	1,25	100	20	9,0	7,0	1	335.1212	65,88
12	1,5	100	20	9,0	7,0	1	335.1215	53,12
13	1	100	20	11,0	9,0	1	335.1310	68,42
13	1,5	100	20	11,0	9,0	1	335.1315	68,42
14	1	100	20	11,0	9,0	1	335.1410	72,57
14	1,25	100	20	11,0	9,0	1	335.1412	66,42
14	1,5	100	20	11,0	9,0	1	335.1415	72,57
15	1	100	20	12,0	9,0	1	335.1510	79,47
15	1,5	100	20	12,0	9,0	1	335.1515	79,47
16	1	100	20	12,0	9,0	1	335.1610	84,30
16	1,25	100	22	12,0	9,0	1	335.1612	127,47
16	1,5	100	20	12,0	9,0	1	335.1615	74,50
18	1	110	24	14,0	11,0	1	335.1810	115,49
18	1,25	110	24	14,0	11,0	1	335.1812	96,03
18	1,5	110	24	14,0	11,0	1	335.1815	88,74
18	2	125	24	14,0	11,0	1	335.1820	125,31
20	1,5	125	24	16,0	12,0	1	335.2015	103,44

MF	p	l ₁	l ₂	d ₂	a	pcs/pu	Item no.	€/ PU
20	2	125	24	16,0	12,0	1	335.2020	152,59
22	1	125	25	18,0	14,5	1	335.2210	153,77
22	1,5	125	24	18,0	14,5	1	335.2215	147,46
22	2	125	24	18,0	14,5	1	335.2220	160,90
24	1	140	27	18,0	14,5	1	335.2410	149,00
24	1,5	140	27	18,0	14,5	1	335.2415	136,48
24	2	140	28	18,0	14,5	1	335.2420	149,00
25	1,5	140	27	18,0	14,5	1	335.2515	241,75
26	1,5	140	27	18,0	14,5	1	335.2615	286,70
27	1,5	140	27	20,0	16,0	1	335.2715	225,54
27	2	140	27	20,0	16,0	1	335.2720	294,72
30	1	150	27	22,0	18,0	1	335.3010	418,23
30	1,5	150	27	22,0	18,0	1	335.3015	214,27
30	2	150	28	22,0	18,0	1	335.3020	233,74
32	1,5	150	27	22,0	18,0	1	335.3215	233,74
33	1,5	160	30	25,0	20,0	1	335.3315	422,34
36	1,5	170	30	28,0	22,0	1	335.3615	318,12
36	2	170	30	28,0	22,0	1	335.3620	488,52
38	1,5	170	24	28,0	22,0	1	335.3815	467,46
40	1,5	170	25	32,0	24,0	1	335.4015	384,10
50	1,5	190	27	36,0	29,0	1	335.5015	934,83
63	1,5	275	40	50,0	39,0	1	335.6315	2.089,42

HSS-E 800 Machine tap, metric fine, DIN 374, spiral



800

Execution: HSS-E machine taps according to DIN 374, metric fine thread, ISO2 (6H), 40° spiral helix, form C lead chamfer, uncoated.


Application: For tapping of blind holes in (alloyed) steels with tensile strength < 800 N/mm².
Material groups : 1.1 - 1.2 - 1.3 - 1.4



MF	p	l ₁	l ₂	d ₂	a	pcs/pu	Item no.	€/PU
6	0,75	80	8	6,0	4,9	1	335.0607C	39,88
8	0,75	80	8	8,0	4,9	1	335.0807C	54,40
8	1	90	10	6,0	4,9	1	335.0810C	50,87
10	1	90	10	7,0	5,5	1	335.1010C	54,16
10	1,25	100	15	7,0	5,5	1	335.1012C	56,97
12	1	100	10	9,0	7,0	1	335.1210C	66,52
12	1,25	100	15	9,0	7,0	1	335.1212C	83,80

MF	p	l ₁	l ₂	d ₂	a	pcs/pu	Item no.	€/PU
12	1,5	100	15	9,0	7,0	1	335.1215C	64,04
14	1,5	100	15	11,0	9,0	1	335.1415C	87,53
16	1,5	100	15	12,0	9,0	1	335.1615C	82,06
20	1,5	125	17	16,0	12,0	1	335.2015C	113,83
22	1,5	125	17	18,0	14,5	1	335.2215C	162,23
24	1,5	140	20	18,0	14,5	1	335.2415C	181,36

3351 HSS-E INOX Machine tap, metric fine, DIN 371, gun



INOX 1000

Execution: HSS-E machine taps according to DIN 371, metric fine thread, ISO2 (6H), form B lead chamfer, uncoated.

Application: For tapping of through holes in stainless steels or (alloyed) steels with tensile strength < 1.000 N/mm².
Material groups : 1.1 - 1.2 - 1.3 - 1.4 - 2.1 - 2.2 - 2.3



MF	p	l ₁	l ₂	d ₂	a	l ₃	pcs/pu	Item no.	€/PU
5	0,5	70	14	6,0	4,9	25	1	335.0505I	48,25
6	0,75	80	14	6,0	4,9	30	1	335.0607I	36,29
8	0,75	80	18	8,0	6,2	30	1	335.0807I	37,75

MF	p	l ₁	l ₂	d ₂	a	l ₃	pcs/pu	Item no.	€/PU
8	1	90	20	8,0	6,2	35	1	335.0810I	36,62
10	1	90	20	10,0	8,0	35	1	335.1010I	43,25
10	1,25	100	20	10,0	8,0	39	1	335.1012I	48,21

HSS-E INOX Machine tap, metric fine, DIN 374, gun



INOX 1000

Execution: HSS-E machine taps according to DIN 374, for metric fine thread in through holes, ISO2 (6H), form B lead chamfer, uncoated.

Application: For tapping of through holes in stainless steels or (alloyed) steels with tensile strength < 1.000 N/mm².
Material groups : 1.1 - 1.2 - 1.3 - 1.4 - 2.1 - 2.2 - 2.3



MF	p	l ₁	l ₂	d ₂	a	l ₃	pcs/pu	Item no.	€/PU
12	1	100	20	9,0	7,0	-	1	335.1210I	58,47
12	1,25	100	20	9,0	7,0	-	1	335.1212I	66,49
12	1,5	100	20	9,0	7,0	-	1	335.1215I	58,47
14	1	100	20	11,0	9,0	-	1	335.1410I	79,94
14	1,25	100	20	11,0	9,0	-	1	335.1412I	73,11
14	1,5	100	20	11,0	9,0	-	1	335.1415I	79,94
16	1,25	100	20	12,0	9,0	-	1	335.1612I	85,43

MF	p	l ₁	l ₂	d ₂	a	l ₃	pcs/pu	Item no.	€/PU
16	1,5	100	20	12,0	9,0	-	1	335.1615I	82,06
18	1	110	24	14,0	11,0	-	1	335.1810I	127,13
18	1,5	110	24	14,0	11,0	-	1	335.1815I	97,73
20	1,5	125	24	16,0	12,0	-	1	335.2015I	113,83
22	1,5	125	24	18,0	14,5	-	1	335.2215I	162,23
24	1,5	140	27	18,0	14,5	-	1	335.2415I	150,31
25	1,5	140	27	18,0	14,5	-	1	335.2515I	331,61

HSS-E INOX Machine tap, metric fine, DIN 374, spiral



INOX 1000

Execution: HSS-E machine taps according to DIN 374, metric fine thread, ISO2 (6H), 40° spiral helix, form C lead chamfer, uncoated.

Application: For tapping of blind holes in stainless steels or (alloyed) steels with tensile strength < 1.000 N/mm².
Material groups : 1.1 - 1.2 - 1.3 - 1.4 - 2.1 - 2.2 - 2.3




MF	p	l ₁	l ₂	d ₂	a	l ₃	pcs/pu	Item no.	€ / PU
8	1	90	10	6,0	4,9	-	1	335.0810IC	43,92
10	1	90	10	7,0	5,5	-	1	335.1010IC	47,48
12	1,5	100	15	9,0	7,0	-	1	335.1215IC	64,23
14	1,5	100	15	11,0	9,0	-	1	335.1415IC	87,87

MF	p	l ₁	l ₂	d ₂	a	l ₃	pcs/pu	Item no.	€ / PU
16	1,5	100	15	12,0	9,0	-	1	335.1615IC	90,18
20	1,5	125	17	16,0	12,0	-	1	335.2015IC	125,28
24	1,5	140	20	18,0	14,5	-	1	335.2415IC	165,27

337

HSS-E 800 Machine tap, BSW (Whitworth), DIN 371, gun



800

Execution: HSS-E machine taps according to DIN 371, BSW (Whitworth) thread, form B lead chamfer, uncoated.

Application: For tapping of through holes in (alloyed) steels with tensile strength < 800 N/mm².
Material groups : 1.1 - 1.2 - 1.3 - 1.4



BSW	P	l ₁	l ₂	d ₂	a	l ₃	pcs/pu	Item no.	€ / PU
1/8	40	56	10	3,5	2,7	18	1	337.0006	29,03
5/32	32	63	13	4,5	3,4	21	1	337.0008	27,87
3/16	24	70	14	6,0	4,9	25	1	337.0010	29,03
1/4	20	80	18	7,0	5,5	32	1	337.0014	29,03

BSW	P	l ₁	l ₂	d ₂	a	l ₃	pcs/pu	Item no.	€ / PU
5/16	18	90	20	8,0	6,2	35	1	337.0016	35,26
3/8	16	100	21	9,0	7,0	39	1	337.0018	41,15
7/16	14	100	22	11,0	9,0	-	1	337.0020	47,44
1/2	12	110	25	12,0	9,0	-	1	337.0022	48,88

HSS-E 800 Machine tap, BSW (Whitworth), DIN 376, gun



800

Execution: HSS-E machine taps according to DIN 376, BSW (Whitworth) thread, form B lead chamfer, uncoated.

Application: For tapping of through holes in (alloyed) steels with tensile strength < 800 N/mm².
Material groups : 1.1 - 1.2 - 1.3 - 1.4




BSW	P	l ₁	l ₂	d ₂	a	l ₃	pcs/pu	Item no.	€ / PU
9/16	12	110	26	11,0	9,0	-	1	337.0024	70,52
5/8	11	110	27	12,0	9,0	-	1	337.0026	70,52
3/4	10	125	30	14,0	11,0	-	1	337.0030	146,77

BSW	P	l ₁	l ₂	d ₂	a	l ₃	pcs/pu	Item no.	€ / PU
7/8	9	140	32	18,0	14,5	-	1	337.0034	166,43
1	8	160	36	20,0	16,0	-	1	337.0038	187,91

338

HSS-E 800 Machine tap, UNC, DIN 371, gun

ROTEC®



UNC	P	l ₁	l ₂	d ₂	a	l ₃	pcs/PU	Item no.	€/PU
Nr. 4	40	56	10	3,5	2,7	18	1	338.0040	27,87
Nr. 5	40	56	10	3,5	2,7	18	1	338.0050	26,19
Nr. 6	32	56	12	4,0	3,0	20	1	338.0060	27,49
Nr. 8	32	63	12	4,5	3,4	21	1	338.0080	27,49
Nr.10	24	70	14	6,0	4,9	25	1	338.0100	27,75

800

Execution: HSS-E machine taps according to DIN 371, UNC thread, ISO2 (6H), form B lead chamfer, uncoated.

Application: For tapping of through holes in (alloyed) steels with tensile strength < 800 N/mm².
Material groups : 1.1 - 1.2 - 1.3 - 1.4

UNC	P	l ₁	l ₂	d ₂	a	l ₃	pcs/PU	Item no.	€/PU
Nr.12	24	80	18	6,0	4,9	30	1	338.0120	27,42
1/4	20	80	18	7,0	5,5	32	1	338.0140	27,87
5/16	18	90	20	8,0	6,2	35	1	338.0160	31,72
3/8	16	100	21	10,0	8,0	39	1	338.0180	37,35

HSS-E 800 Machine tap, UNC, DIN 376, gun

ROTEC®



UNC	P	l ₁	l ₂	d ₂	a	l ₃	pcs/PU	Item no.	€/PU
7/16	14	100	22	8,0	6,2	-	1	338.0200	53,12
1/2	13	110	24	9,0	7,0	-	1	338.0220	53,12
9/16	12	110	25	11,0	9,0	-	1	338.0240	76,15
5/8	11	110	32	12,0	9,0	-	1	338.0260	71,25

800


Execution: HSS-E machine taps according to DIN 376, UNC thread, ISO2 (6H), form B lead chamfer, uncoated.

Application: For tapping of through holes in (alloyed) steels with tensile strength < 800 N/mm².
Material groups : 1.1 - 1.2 - 1.3 - 1.4

UNC	P	l ₁	l ₂	d ₂	a	l ₃	pcs/PU	Item no.	€/PU
3/4	10	125	32	14,0	11,0	-	1	338.0280	103,44
7/8	9	140	32	18,0	14,5	-	1	338.0300	154,76
1	8	160	36	18,0	14,5	-	1	338.0320	136,48
1.1/4	7	180	45	22,0	18,0	-	1	338.0360	283,47

HSS-E 800 Machine tap, UNC, DIN 371, spiral

ROTEC®



UNC	P	l ₁	l ₂	d ₂	a	l ₃	pcs/PU	Item no.	€/PU
1/4	20	80	18	7,0	5,5	13	1	338.0140C	36,74
5/16	18	90	20	8,0	6,2	13	1	338.0160C	42,66
3/8	16	100	21	10,0	8,0	15	1	338.0180C	46,90

800

Execution: HSS-E machine taps according to DIN 371, 40° spiral helix, UNC thread, ISO2 (6H), form C lead chamfer, uncoated.

Application: For tapping of blind holes in (alloyed) steels with tensile strength < 800 N/mm².
Material groups : 1.1 - 1.2 - 1.3 - 1.4

UNC	P	l ₁	l ₂	d ₂	a	l ₃	pcs/PU	Item no.	€/PU
1/4	20	80	18	7,0	5,5	13	1	338.0140C	36,74
5/16	18	90	20	8,0	6,2	13	1	338.0160C	42,66
3/8	16	100	21	10,0	8,0	15	1	338.0180C	46,90

HSS-E 800 Machine tap, UNC, DIN 376, spiral

ROTEC®



UNC	P	l ₁	l ₂	d ₂	a	l ₃	pcs/PU	Item no.	€/PU
7/16	14	100	20	8,0	6,2	-	1	338.0200C	59,24
1/2	13	110	24	9,0	7,0	-	1	338.0220C	59,68
9/16	12	110	28	11,0	9,0	-	1	338.0240C	83,77
5/8	11	110	30	12,0	9,0	-	1	338.0260C	85,32

800

Execution: HSS-E machine taps according to DIN 376, 40° spiral helix, UNC thread, ISO2 (6H), form C lead chamfer, uncoated.

Application: For tapping of blind holes in (alloyed) steels with tensile strength < 800 N/mm².
Material groups : 1.1 - 1.2 - 1.3 - 1.4

UNC	P	l ₁	l ₂	d ₂	a	l ₃	pcs/PU	Item no.	€/PU
3/4	10	125	32	14,0	11,0	-	1	338.0280C	178,17
7/8	9	140	32	18,0	14,5	-	1	338.0300C	277,66
1	8	160	36	18,0	14,5	-	1	338.0320C	340,02
1.1/4	7	180	40	22,0	18,0	-	1	338.0360C	577,22

339

HSS-E 800 Machine tap, UNF, DIN 371, gun



800

Execution: HSS-E machine taps according to DIN 371, UNF thread, ISO2 (6H), form B lead chamfer, uncoated.

Application: For tapping of through holes in (alloyed) steels with tensile strength < 800 N/mm².
Material groups : 1.1 - 1.2 - 1.3 - 1.4

UNF	P	l ₁	l ₂	d ₂	a	pcs/pu	Item no.	€ / PU
Nr. 4	48	50	10	3,5	2,7	1	339.0040	28,68
Nr. 6	40	56	10	4,0	3,0	1	339.0060	28,68
Nr. 8	36	63	12	4,5	3,4	1	339.0080	28,68
Nr.10	32	70	14	6,0	4,9	1	339.0100	31,99
1/4	28	80	18	7,0	5,5	1	339.0140	35,10
5/16	24	90	20	8,0	6,2	1	339.0160	36,55
3/8	24	100	21	10,0	8,0	1	339.0180	43,25

HSS-E 800 Machine tap, UNF, DIN 376, gun



800

Execution: HSS-E machine taps according to DIN 376, UNF thread, ISO2 (6H), form B lead chamfer, uncoated.

Application: For tapping of through holes in (alloyed) steels with tensile strength < 800 N/mm².
Material groups : 1.1 - 1.2 - 1.3 - 1.4

UNF	P	l ₁	l ₂	d ₂	a	pcs/pu	Item no.	€ / PU
7/16	20	100	20	8,0	6,2	1	339.0200	54,96
1/2	20	100	20	9,0	7,0	1	339.0220	61,13
9/16	18	100	20	11,0	9,0	1	339.0240	70,52
5/8	18	100	20	12,0	9,0	1	339.0260	73,48
3/4	16	110	25	14,0	11,0	1	339.0280	142,19
7/8	14	140	26	18,0	14,5	1	339.0300	168,02
1	12	150	28	20,0	16,0	1	339.0320	187,91

HSS-E 800 Machine tap, UNF, DIN 371, spiral



800

Execution: HSS-E machine taps according to DIN 371, 40° spiral helix, UNF thread, ISO2 (6H), form C lead chamfer, uncoated.

Application: For tapping of blind holes in (alloyed) steels with tensile strength < 800 N/mm².
Material groups : 1.1 - 1.2 - 1.3 - 1.4

UNF	P	l ₁	l ₂	d ₂	a	pcs/pu	Item no.	€ / PU
Nr.10	32	70	14	6,0	4,9	1	339.0100C	44,63
1/4	28	80	18	7,0	5,5	1	339.0140C	36,74
5/16	24	90	20	8,0	6,2	1	339.0160C	44,46
3/8	24	100	20	10,0	8,0	1	339.0180C	48,88

HSS-E 800 Machine tap, UNF, DIN 376, spiral



800

Execution: HSS-E machine taps according to DIN 376, 40° spiral helix, UNF thread, ISO2 (6H), form C lead chamfer, uncoated.

Application: For tapping of blind holes in (alloyed) steels with tensile strength < 800 N/mm².
Material groups : 1.1 - 1.2 - 1.3 - 1.4

UNF	P	l ₁	l ₂	d ₂	a	pcs/pu	Item no.	€ / PU
7/16	20	100	20	8,0	6,2	1	339.0200C	59,24
1/2	20	100	20	9,0	7,0	1	339.0220C	59,24
9/16	18	100	20	11,0	9,0	1	339.0240C	85,32
3/4	16	110	25	14,0	11,0	1	339.0280C	170,99
7/8	14	140	26	18,0	14,5	1	339.0300C	277,66
1	12	150	28	20,0	16,0	1	339.0320C	340,02

341

HSS-E 800 Machine tap, BSP, gun



BSP	P	l ₁	l ₂	d ₂	a	pcs/pu	Item no.	€/PU
1/8	28	90	18	7,0	5,5	1	341.0125	43,77
1/4	19	100	22	11,0	9,0	1	341.0250	74,90
3/8	19	100	22	12,0	9,0	1	341.0375	77,48
1/2	14	125	25	16,0	12,0	1	341.0500	103,44
5/8	14	125	25	18,0	14,5	1	341.0625	157,78
3/4	14	140	28	20,0	16,0	1	341.0750	174,57

800

Execution: HSS-E machine taps according to DIN 5156, BSP thread, ISO2 (6H), form B lead chamfer, uncoated

Application: For tapping of through holes in (alloyed) steels with tensile strength < 800 N/mm².
Material groups : 1.1 - 1.2 - 1.3 - 1.4

BSP	P	l ₁	l ₂	d ₂	a	pcs/pu	Item no.	€/PU
7/8	14	150	28	22,0	18,0	1	341.0875	172,77
1	11	160	30	25,0	20,0	1	341.1000	257,04
1.1/4	11	170	25	32,0	24,0	1	341.1250	405,47
1.1/2	11	190	32	36,0	29,0	1	341.1500	561,57
2	11	220	40	45,0	35,0	1	341.2000	945,74

HSS-E 800 Machine tap, BSP, spiral



BSP	P	l ₁	l ₂	d ₂	a	pcs/pu	Item no.	€/PU
1/8	28	90	10	7,0	5,5	1	341.0125C	48,21
1/4	19	100	14	11,0	9,0	1	341.0250C	86,35
3/8	19	100	15	12,0	9,0	1	341.0375C	85,23
1/2	14	125	17	16,0	12,0	1	341.0500C	113,83
5/8	14	125	17	18,0	14,5	1	341.0625C	168,77
3/4	14	140	20	20,0	16,0	1	341.0750C	191,95

800

Execution: HSS-E machine taps according to DIN 5156, 40° spiral helix, BSP thread, ISO2 (6H), form C lead chamfer, uncoated.

Application: For tapping of blind holes in (alloyed) steels with tensile strength < 800 N/mm².
Material groups : 1.1 - 1.2 - 1.3 - 1.4

BSP	P	l ₁	l ₂	d ₂	a	pcs/pu	Item no.	€/PU
7/8	14	150	22	22,0	18,0	1	341.0875C	236,05
1	11	160	24	25,0	20,0	1	341.1000C	266,54
1.1/4	11	170	25	32,0	24,0	1	341.1250C	532,02
1.1/2	11	190	27	36,0	29,0	1	341.1500C	1.082,83
2	11	220	40	45,0	35,0	1	341.2000C	1.508,80

323

HSS-E OPT-LINE Machine tap, BSP, gun



BSP	P	l ₁	l ₂	d ₂	a	pcs/pu	Item no.	€/PU
1/8	28	90	18	7,0	5,5	1	323.0125	35,02
1/4	19	100	22	11,0	9,0	1	323.0250	59,91
3/8	19	100	22	12,0	9,0	1	323.0375	61,98

OPTI

Execution: HSS-E machine taps according to DIN 5156, BSP thread, ISO2 (6H), form B lead chamfer, uncoated

Application: For tapping of through holes in (alloyed) steels with tensile strength < 800 N/mm².
Material groups : 1.1 - 1.2 - 1.3 - 1.4

BSP	P	l ₁	l ₂	d ₂	a	pcs/pu	Item no.	€/PU
1/2	14	125	25	16,0	12,0	1	323.0500	82,75
3/4	14	140	28	20,0	16,0	1	323.0750	139,67
1	11	160	30	25,0	20,0	1	323.1000	181,92

342

HSS-E Machine tap, BSPT, blind and through holes



Execution: HSS-E machine taps, BSPT thread, form C lead chamfer, uncoated. Suitable for both blind and through holes. Taper 1:16

Application: For tapping of through and blind (<1.5xD) holes in (alloyed) steels with tensile strength < 800 N/mm². Material groups : 1.1 - 1.2 - 1.3



BSPT	P	l ₁	l ₂	d ₂	a	pcs/pu	Item no.	€/PU
1/8	28	90	20	7,0	5,5	1	342.0002	62,66
1/4	19	100	22	11,0	9,0	1	342.0004	90,69
3/8	19	100	22	12,0	9,0	1	342.0006	122,78

BSPT	P	l ₁	l ₂	d ₂	a	pcs/pu	Item no.	€/PU
1/2	14	125	28	16,0	12,0	1	342.0008	212,93
3/4	14	140	28	20,0	16,0	1	342.0010	343,94
1	11	160	38	25,0	20,0	1	342.0012	363,18

343

HSS-E Machine tap, NPT, blind and through holes



Execution: HSS-E machine taps, NPT thread, form C lead chamfer, uncoated. Suitable for both blind and through holes.

Application: For tapping of through and blind (<1.5xD) holes in (alloyed) steels with tensile strength < 800 N/mm². Material groups : 1.1 - 1.2 - 1.3




NPT	P	l ₁	l ₂	d ₂	a	pcs/pu	Item no.	€/PU
1/16	27	90	20	6,0	4,9	1	343.0020	84,54
1/8	27	90	20	7,0	5,5	1	343.0040	68,18
1/4	18	100	22	11,0	9,0	1	343.0060	68,52
3/8	18	100	22	12,0	9,0	1	343.0080	79,18

NPT	P	l ₁	l ₂	d ₂	a	pcs/pu	Item no.	€/PU
1/2	14	125	28	16,0	12,0	1	343.0100	128,27
3/4	14	140	28	20,0	16,0	1	343.0120	231,13
1	11,5	160	38	25,0	20,0	1	343.0140	365,66

345

HSS-E Machine tap, PG, blind and through holes



Execution: HSS-E machine taps, PG thread, form C lead chamfer, uncoated. Suitable for both blind and through holes.


Application: For tapping of through and blind (<1.5xD) holes in (alloyed) steels with tensile strength < 800 N/mm². Material groups : 1.1 - 1.2 - 1.3



PG	P	l ₁	l ₂	d ₂	a	pcs/pu	Item no.	€/PU
7	20	70	22	9,0	7,0	1	345.0700	30,78
9	18	70	22	12,0	9,0	1	345.0900	41,02
11	18	80	22	14,0	11,0	1	345.1100	67,32
13,5	18	80	22	16,0	12,0	1	345.1350	80,14

PG	P	l ₁	l ₂	d ₂	a	pcs/pu	Item no.	€/PU
16	18	80	22	18,0	14,5	1	345.1600	96,15
21	16	90	22	22,0	18,0	1	345.2100	163,01
29	16	100	25	28,0	22,0	1	345.2900	372,94
36	16	140	40	36,0	29,0	1	345.3600	805,34

356 HSS-E Machine tap, Trapezium (TR), gun



Execution: HSS-E Machine taps, for trapezium threads up to 1xD, long 20-24 threads lead chamfer, uncoated. For threads with 7H tolerance, large clearance threads. For through holes only.


Application: For tapping of through holes in (alloyed) steels with tensile strength < 700 N/mm². Material groups : 1.1 - 1.2 - 1.3



TR	P	l ₁	l ₂	d ₂	a	pcs/pu	Item no.	€/PU
12	3	165	111	8	6,2	1	356.1200	547,76
14	3	140	85	10	8	1	356.1400	583,32
16	4	180	116	11	9	1	356.1600	638,23
18	4	190	120	12	9	1	356.1800	652,84

TR	P	l ₁	l ₂	d ₂	a	pcs/pu	Item no.	€/PU
20	4	200	124	14	11	1	356.2000	679,43
22	5	235	155	16	12	1	356.2200	879,90
24	5	245	160	18	14,5	1	356.2400	1.012,30

355 HSS-E Combi-drill-tap-bit, metric



Execution: HSS-E combi tap drill bits for quick and easy drilling a hole and tapping a thread in one operation. Cylindrical shanks with square thread according to DIN 10 (machine tap shanks).

Application: For through holes.

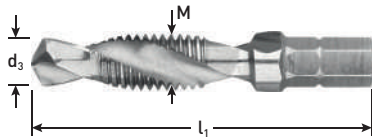


M	p	d ₃	l ₁	l ₂	l ₃	d ₂	a	pcs/pu	Item no.	€/PU
3	0,5	2,4	56	16	11	3,0	2,5	1	355.0300	31,48
4	0,7	3	63	18	14	4,0	3,3	1	355.0400	30,40
5	0,8	3,8	70	20	18	5,0	4,2	1	355.0500	30,40
6	1,0	4,9	80	22	22	6,0	5	1	355.0600	33,95
8	1,25	6,2	90	26	25	8,0	6,8	1	355.0800	39,13
10	1,5	8	100	30	31	10,0	8,5	1	355.1000	42,26
12	1,75	9	115	32	35	12,0	10,2	1	355.1200	50,07

316

HSS Combi-drill-tap-bit 1/4"-bit shank, metric

ROTEC®



Execution: HSS-G combi tap drill bits for quickly drilling a hole, tapping a thread and deburring in one operation. The 1/4" hexagonal shanks (according to DIN 3126-C6.3) can also be used in drill chucks.

Application: For use on plastics, non-ferrous metals and steels. Ideal for portable (cordless) power tools.



M	p	l ₁	d ₃	pcs/pu	Item no.	€ / PU
3	0,5	36	2,5	1	316.0300	16,56
4	0,7	39	3,3	1	316.0400	16,56
5	0,8	41	4,2	1	316.0500	16,56
6	1,0	44	5,0	1	316.0600	16,56
8	1,25	50	6,8	1	316.0800	16,74
10	1,5	59	8,5	1	316.1000	19,98

900

HSS Combi-drill-tap-bit set 1/4"-bit shank, metric, in ABS-cassette

ROTEC®



Execution: Set with HSS combi tap drill bits with 1/4" hexagonal shank according to DIN 3126-C6.3. Can also be used in drill chucks Ideal for portable (cordless) power tools. In plastic cassette.

Description	Type	Content	pcs/pu	Item no.	€ / PU
7 piece combi tap and drill bit set	316	1x M3, M4, M5, M6, M8 and M10 1x Hexagonal bit socket holder.	1	900.2030	106,56

360

HSS Round thread die, metric



Execution: HSS round thread dies, according to DIN-EN 22568, for metric threads.
Application: For tapping of (alloyed) steels with tensile strength < 800 N/mm². Material groups : 1.1 - 1.2 - 1.3 - 4.2



M	p	D ₁	H (mm)	pcs/PU	Item no.	€ / PU
2	0,4	16	5	1	360.0200	34,40
2,5	0,45	16	5	1	360.0250	37,50
3	0,5	20	5	1	360.0300	16,78
3,5	0,6	20	5	1	360.0350	20,21
4	0,7	20	5	1	360.0400	15,74
4,5	0,75	20	7	1	360.0450	20,21
5	0,8	20	7	1	360.0500	16,18
6	1,0	20	7	1	360.0600	16,18
7	1,0	25	9	1	360.0700	22,30
8	1,25	25	9	1	360.0800	18,24
9	1,25	25	9	1	360.0900	24,03
10	1,5	30	11	1	360.1000	23,26
11	1,5	30	11	1	360.1100	29,40

M	p	D ₁	H (mm)	pcs/PU	Item no.	€ / PU
12	1,75	38	14	1	360.1200	29,62
14	2,0	38	14	1	360.1400	29,62
16	2,0	45	18	1	360.1600	53,26
18	2,5	45	18	1	360.1800	53,26
20	2,5	45	18	1	360.2000	53,26
22	2,5	55	22	1	360.2200	109,69
24	3,0	55	22	1	360.2400	109,69
27	3,0	65	25	1	360.2700	169,75
30	3,5	65	25	1	360.3000	156,45
33	3,5	65	25	1	360.3300	176,83
36	4,0	65	25	1	360.3600	176,83
39	4,0	75	30	1	360.3900	238,75
42	4,5	75	30	1	360.4200	222,64

900

Round thread die set, metric, in ABS-cassette



Execution: HSS round thread dies, according to DIN-EN 22568, for metric threads.
Application: For tapping of (alloyed) steels with tensile strength < 800 N/mm². Material groups : 1.1 - 1.2 - 1.3 - 4.2

Description	Type	Content	pcs/PU	Item no.	€ / PU
7 pc threading die set	360	HSS round threading dies (360): 1x M3, M4, M5, M6, M8, M10 and M12	1	900.2050	102,38

900

Thread die and die stock set, metric, in metal case



Execution: HSS round thread dies, according to DIN-EN 22568, for metric threads.
Application: For tapping of (alloyed) steels with tensile strength < 800 N/mm². Material groups : 1.1 - 1.2 - 1.3 - 4.2

Description	Content	pcs/PU	Item no.	€ / PU
12 pc threading die set	HSS Dies (360): 1x M3, M4, M5, M6, M8, M10 and M12 Die stocks: 1x ø20x5, ø20x7, ø25x9, ø30x11 and ø38x14	1	900.2025	179,38

360

HSS-E Round thread die 'INOX', metric



INOX

Execution: HSS-E round thread dies, according to DIN-EN 22568, for metric threads.

Application: For tapping of stainless steel and (alloyed) steels with tensile strength < 1.000 N/mm².
Material groups : 1.1 - 1.2 - 1.3 - 1.4 - 2.1 - 2.2 - 4.2 - 4.3



M	p	D ₁	H (mm)	pcs/PU	Item no.	€ / PU
3	0,5	20	5	1	360.0300B	33,58
4	0,7	20	5	1	360.0400B	31,57
5	0,8	20	7	1	360.0500B	32,29
6	1,0	20	7	1	360.0600B	32,29
8	1,25	25	9	1	360.0800B	34,86
10	1,5	30	11	1	360.1000B	44,54
12	1,75	38	14	1	360.1200B	56,73
14	2,0	38	14	1	360.1400B	56,73

M	p	D ₁	H (mm)	pcs/PU	Item no.	€ / PU
16	2,0	45	18	1	360.1600B	102,27
18	2,5	45	18	1	360.1800B	102,27
20	2,5	45	18	1	360.2000B	102,27
22	2,5	55	22	1	360.2200B	193,10
24	3,0	55	22	1	360.2400B	193,10
27	3,0	65	25	1	360.2700B	298,86
30	3,5	65	25	1	360.3000B	358,59

HSS Round thread die, metric left



Execution: HSS round thread dies, according to DIN-EN 22568, for left-handed metric threads.

Application: For tapping of (alloyed) steels with tensile strength < 800 N/mm².
Material groups : 1.1 - 1.2 - 1.3 - 4.2



M	p	D ₁	H (mm)	pcs/PU	Item no.	€ / PU
3	0,5	20	5	1	360.0300L	26,99
4	0,7	20	5	1	360.0400L	20,50
5	0,8	20	7	1	360.0500L	22,87
6	1,0	20	7	1	360.0600L	22,87
8	1,25	25	9	1	360.0800L	25,77

M	p	D ₁	H (mm)	pcs/PU	Item no.	€ / PU
10	1,5	30	11	1	360.1000L	33,09
12	1,75	38	14	1	360.1200L	42,29
16	2,0	45	18	1	360.1600L	104,43
20	2,5	45	18	1	360.2000L	100,22

361

HSS Round thread die, metric fine



Execution: HSS round thread dies, according to DIN EN 22568, for metric fine threads.

Application: For tapping of (alloyed) steels with tensile strength < 800 N/mm². Material groups : 1.1 - 1.2 - 1.3 - 4.2

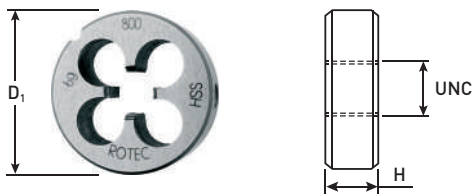


MF	p	D ₁	H (mm)	pcs/PU	Item no.	€/ PU
3	0,35	20	5	1	361.0303	25,69
4	0,5	20	5	1	361.0405	26,49
5	0,5	20	5	1	361.0505	27,83
6	0,5	20	5	1	361.0605	26,09
6	0,75	20	7	1	361.0607	25,81
7	0,75	25	9	1	361.0707	29,74
8	0,50	25	9	1	361.0805	27,99
8	0,75	25	9	1	361.0807	28,22
8	1,0	25	9	1	361.0810	28,22
9	1,0	25	9	1	361.0910	37,81
10	0,50	30	11	1	361.1005	35,84
10	0,75	30	11	1	361.1007	36,29
10	1,0	30	11	1	361.1010	33,72
10	1,25	30	11	1	361.1012	31,61
12	0,50	38	10	1	361.1205	42,30
12	0,75	38	10	1	361.1207	42,30
12	1,0	38	10	1	361.1210	40,59
12	1,25	38	10	1	361.1212	40,59
12	1,5	38	10	1	361.1215	42,61
13	1,0	38	10	1	361.1310	60,91
13	1,5	38	10	1	361.1315	60,91
14	1,0	38	10	1	361.1410	42,42
14	1,25	38	10	1	361.1412	40,85
14	1,5	38	10	1	361.1415	40,59
15	1,0	38	10	1	361.1510	65,24
15	1,5	38	10	1	361.1515	65,24
16	1,0	45	14	1	361.1610	61,61
16	1,5	45	14	1	361.1615	58,43

MF	p	D ₁	H (mm)	pcs/PU	Item no.	€/ PU
17	1,0	45	14	1	361.1710	88,96
18	1,0	45	14	1	361.1810	61,61
18	1,25	45	14	1	361.1812	60,81
18	1,5	45	14	1	361.1815	58,43
18	2,0	45	14	1	361.1820	60,81
20	1,0	45	14	1	361.2010	61,61
20	1,5	45	14	1	361.2015	58,43
20	2,0	45	14	1	361.2020	60,81
22	1,0	55	16	1	361.2210	97,86
22	1,5	55	16	1	361.2215	92,05
22	2,0	55	16	1	361.2220	99,36
24	1,0	55	16	1	361.2410	97,86
24	1,5	55	16	1	361.2415	92,05
24	2,0	55	16	1	361.2420	95,85
25	1,5	55	16	1	361.2515	153,00
26	1,5	55	16	1	361.2615	153,00
27	1,0	65	18	1	361.2710	174,37
27	1,5	65	18	1	361.2715	142,13
27	2,0	65	18	1	361.2720	161,47
30	1,0	65	18	1	361.3010	145,30
30	1,5	65	18	1	361.3015	148,61
30	2,0	65	18	1	361.3020	168,07
32	1,5	65	18	1	361.3215	174,37
32	2,0	65	18	1	361.3220	156,03
33	1,5	65	18	1	361.3315	145,56
36	1,5	65	18	1	361.3615	145,30
42	2,0	75	20	1	361.4220	231,30
50	1,5	90	22	1	361.5015	370,68

363

HSS Round thread die, UNC



Execution: HSS round thread dies, according to DIN-EN 22568, for UNC threads.

Application: For tapping of (alloyed) steels with tensile strength < 800 N/mm². Material groups : 1.1 - 1.2 - 1.3 - 4.2

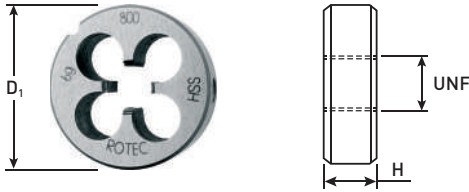


UNC	P	D ₁	H (mm)	pcs/PU	Item no.	€/ PU
1/4	20	20	7	1	363.0014	24,12
5/16	18	25	9	1	363.0016	33,59
3/8	16	30	11	1	363.0018	37,35
7/16	14	30	11	1	363.0020	42,60
1/2	13	38	14	1	363.0022	48,43

UNC	P	D ₁	H (mm)	pcs/PU	Item no.	€/ PU
9/16	12	38	14	1	363.0024	59,56
5/8	11	45	18	1	363.0026	65,13
3/4	10	45	18	1	363.0028	65,13
7/8	9	55	22	1	363.0030	123,18
1	8	55	22	1	363.0032	123,18

364

HSS Round thread die, UNF



Execution: HSS round thread dies, according to DIN-EN 22568, for UNF threads.

Application: For tapping of [alloyed] steels with tensile strength < 800 N/mm². Material groups : 1.1 - 1.2 - 1.3 - 4.2

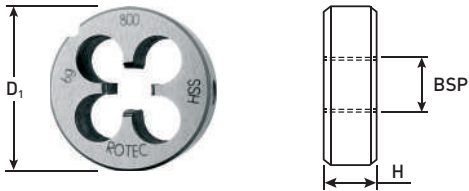


UNF	P	D ₁	H (mm)	pcs/PU	Item no.	€ / PU
1/4	28	20	7	1	364.0014	29,80
5/16	24	25	9	1	364.0016	33,59
3/8	24	30	11	1	364.0018	37,35
7/16	20	30	11	1	364.0020	42,60
1/2	20	38	10	1	364.0022	48,43

UNF	P	D ₁	H (mm)	pcs/PU	Item no.	€ / PU
9/16	18	38	10	1	364.0024	59,56
5/8	18	45	14	1	364.0026	65,13
3/4	16	45	14	1	364.0028	65,13
7/8	14	55	16	1	364.0030	98,07
1	12	55	16	1	364.0032	123,18

365

HSS Round thread die, BSP "G"



Execution: HSS round thread dies, according to DIN-EN 24231, for BSP threads.

Application: For tapping of [alloyed] steels with tensile strength < 800 N/mm². Material groups : 1.1 - 1.2 - 1.3 - 4.2

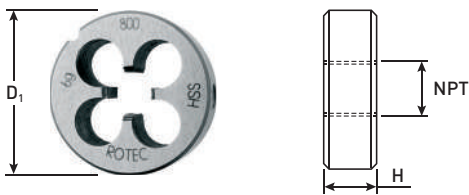


BSP	P	D ₁	H (mm)	pcs/PU	Item no.	€ / PU
1/8	28	30	11	1	365.0125	29,81
1/4	19	38	10	1	365.0250	31,52
3/8	19	45	14	1	365.0375	47,50
1/2	14	45	14	1	365.0500	47,50

BSP	P	D ₁	H (mm)	pcs/PU	Item no.	€ / PU
5/8	14	55	16	1	365.0625	94,94
3/4	14	55	16	1	365.0750	131,62
7/8	14	65	18	1	365.0875	131,37
1	11	65	18	1	365.1000	155,72

367

HSS Round thread die, NPT



Execution: HSS round thread dies, according to DIN-EN 24230, for NPT threads.

Application: For tapping of [alloyed] steels with tensile strength < 800 N/mm². Material groups : 1.1 - 1.2 - 1.3 - 4.2



NPT	P	D ₁	H (mm)	pcs/PU	Item no.	€ / PU
1/16	27	25	9	1	367.0010	70,32
1/8	27	30	11	1	367.0012	43,03
1/4	18	38	14	1	367.0014	47,86
3/8	18	45	14	1	367.0016	86,03

NPT	P	D ₁	H (mm)	pcs/PU	Item no.	€ / PU
1/2	14	45	18	1	367.0018	86,03
3/4	14	55	22	1	367.0022	172,24
1	11,5	65	25	1	367.0026	327,37

370

HSS Hexagon thread nut, metric



Execution: HSS hexagonal die nuts, according to DIN 382, for metric threads.

Application: For cleaning up damaged threads.
Die nuts cannot be used for cutting new threads.



M	p	S ₁	H (mm)	pcs/PU	Item no.	€ / PU
3	0,5	19	5	1	370.0300	31,00
4	0,7	19	5	1	370.0400	31,00
5	0,8	19	7	1	370.0500	31,00
6	1,0	19	7	1	370.0600	31,00
7	1,0	22	9	1	370.0700	31,52
8	1,25	22	9	1	370.0800	33,28
10	1,5	27	11	1	370.1000	39,48
12	1,75	36	14	1	370.1200	54,80

M	p	S ₁	H (mm)	pcs/PU	Item no.	€ / PU
14	2,0	36	14	1	370.1400	54,80
16	2,0	41	18	1	370.1600	77,32
18	2,5	41	18	1	370.1800	73,24
20	2,5	41	18	1	370.2000	77,32
22	2,5	50	22	1	370.2200	122,36
24	3,0	50	22	1	370.2400	158,20
27	3,0	60	25	1	370.2700	257,18
30	3,5	60	25	1	370.3000	238,13

900

Hexagon thread nut set, metric, in ABS-cassette



Execution: HSS hexagonal die nuts, according to DIN 382, for metric threads.

Application: For cleaning up damaged threads.
Die nuts cannot be used for cutting new threads.

Description	Type	Content	pcs/PU	Item no.	€ / PU
7 piece die nut set	360	1x M3, M4, M5, M6, M8, M10 and M12	1	900.2055	186,19

371

HSS Hexagon die nut, metric fine



Execution: HSS hexagonal die nuts, according to DIN 382, for metric fine threads.

Application: For cleaning up damaged threads.
Die nuts cannot be used for cutting new threads.

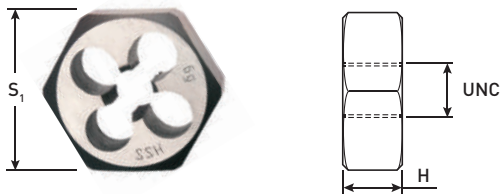


MF	p	S ₁	H (mm)	pcs/PU	Item no.	€ / PU
3	0,35	19	5	1	371.0303	59,71
4	0,5	19	5	1	371.0405	59,71
5	0,5	19	7	1	371.0505	59,71
6	0,75	19	7	1	371.0607	59,71
8	0,75	22	9	1	371.0807	63,61
8	1,0	22	9	1	371.0810	63,61
10	1,0	27	11	1	371.1010	60,26
10	1,25	27	11	1	371.1012	63,61
12	1,0	36	10	1	371.1210	83,42
12	1,25	36	10	1	371.1212	83,42
12	1,5	36	14	1	371.1215	88,07
14	1,25	36	10	1	371.1412	99,50
14	1,5	36	14	1	371.1415	99,50
15	1,0	36	10	1	371.1510	119,38
16	1,0	41	14	1	371.1610	122,34
16	1,5	41	14	1	371.1615	122,34
18	1,0	41	14	1	371.1810	129,17
18	1,25	41	14	1	371.1812	129,17

MF	p	S ₁	H (mm)	pcs/PU	Item no.	€ / PU
18	1,5	41	14	1	371.1815	129,17
20	1,0	41	14	1	371.2010	129,17
20	1,5	41	14	1	371.2015	129,17
20	2,0	41	14	1	371.2020	129,17
22	1,5	50	16	1	371.2215	176,73
24	1,0	50	16	1	371.2410	186,57
24	1,5	50	16	1	371.2415	186,57
24	2,0	50	16	1	371.2420	186,57
25	1,5	50	16	1	371.2515	270,74
26	1,5	50	16	1	371.2615	270,74
27	1,5	60	18	1	371.2715	280,53
27	2,0	60	18	1	371.2720	280,53
28	1,5	60	18	1	371.2815	280,53
30	1,5	60	18	1	371.3015	280,53
30	2,0	60	18	1	371.3020	280,53
32	1,5	60	18	1	371.3215	280,53
32	2,0	60	18	1	371.3220	280,53

373

HSS Hexagon die nut, UNC



Execution: HSS hexagonal die nuts, according to DIN 382, for UNC threads.

Application: For cleaning up damaged threads.
Die nuts cannot be used for cutting new threads.

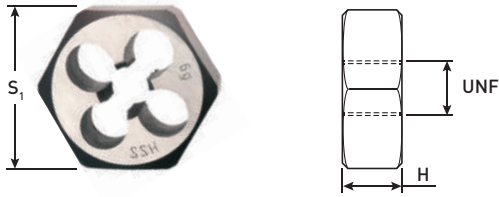


UNC	P	S ₁	H (mm)	pcs/PU	Item no.	€ / PU
1/4	20	19	7	1	373.0014	37,40
5/16	18	22	9	1	373.0016	38,94
3/8	16	27	11	1	373.0018	46,35
7/16	14	27	11	1	373.0020	48,93
1/2	13	36	14	1	373.0022	56,56

UNC	P	S ₁	H (mm)	pcs/PU	Item no.	€ / PU
9/16	12	36	14	1	373.0024	59,71
5/8	11	41	18	1	373.0026	82,86
3/4	10	41	18	1	373.0028	86,34
7/8	9	50	22	1	373.0030	169,62
1	8	50	22	1	373.0032	169,62

374

HSS Hexagon die nut, UNF



Execution: HSS hexagonal die nuts, according to DIN 382, for UNF threads.

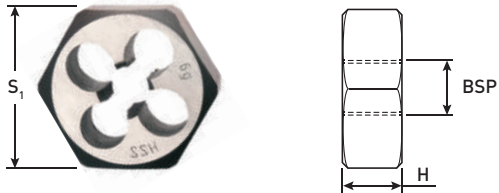
Application: For cleaning up damaged threads.
Die nuts cannot be used for cutting new threads.

UNF	P	S ₁	H (mm)	pcs/PU	Item no.	€ / PU
1/4	28	19	7	1	374.0014	39,48
5/16	24	22	9	1	374.0016	38,94
3/8	24	27	11	1	374.0018	46,35
7/16	20	27	11	1	374.0020	48,93
1/2	20	36	14	1	374.0022	56,56

UNF	P	S ₁	H (mm)	pcs/PU	Item no.	€ / PU
9/16	18	36	14	1	374.0024	59,71
5/8	18	41	18	1	374.0026	78,49
3/4	16	41	18	1	374.0028	82,86
7/8	14	50	22	1	374.0030	160,68
1	12	50	22	1	374.0032	169,62

377

HSS Hexagon die nut, BSP (G)




Execution: HSS hexagonal die nuts, according to DIN 382, for BSP threads.

Application: For cleaning up damaged threads.
Die nuts cannot be used for cutting new threads.

BSP	P	S ₁	H (mm)	pcs/PU	Item no.	€ / PU
1/8	28	27	10	1	377.0125	49,90
1/4	19	36	10	1	377.0250	58,10
3/8	19	41	14	1	377.0375	114,01
1/2	14	41	14	1	377.0500	114,01
5/8	14	50	16	1	377.0625	145,31

BSP	P	S ₁	H (mm)	pcs/PU	Item no.	€ / PU
3/4	14	50	16	1	377.0750	145,31
1	11	60	18	1	377.1000	193,75
1.1/4	11	70	20	1	377.1250	303,69
1.1/2	11	85	22	1	377.1500	498,91

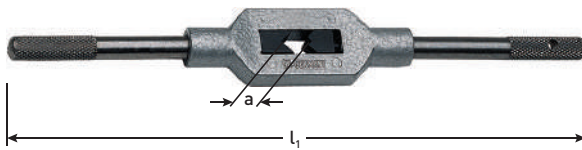


Execution: Ratcheting tap wrenches for hand taps, for both left and right handed operations. Standard (short) and long executions.

Application: For hand tapping operations where space is limited and ordinary tap wrenches can't be used.

Nr.	d (min-max)	a (min-max)	l ₁	pcs/PU	Item no.	€ / PU
1	M3 - M10	2,4 - 5,5	85	1	380.0001	21,58
2	M5 - M12	4,5 - 8,0	100	1	380.0002	26,50
10	M3 - M10	2,4 - 5,5	250	1	380.0010	38,96
20	M5 - M12	4,5 - 7,0	300	1	380.0020	47,61


Adjustable tapwrench, aluminium



Execution: Adjustable tap wrenches according to DIN 1814, made of aluminium-zinc alloy, steel jaws, for hand taps.

Nr.	d (min-max)	a (min-max)	l ₁	pcs/PU	Item no.	€ / PU
0	M1 - M 8	2,0 - 5,0	130	1	380.1000	9,22
1	M1 - M10	2,0 - 6,3	176	1	380.1010	10,86
1½	M1 - M12	2,1 - 8,0	176	1	380.1015	11,23
2	M4 - M12	3,0 - 9,0	280	1	380.1020	18,12
3	M5 - M20	4,9 - 12,0	380	1	380.1030	33,25
4	M11 - M27	5,5 - 16,0	505	1	380.1040	54,14
5L	M13 - M32	7,0 - 20,0	700	1	380.1050	84,68


Adjustable tapwrench, steel



Execution: Adjustable tap wrenches according to DIN 1814, made of steel, steel jaws, for hand taps.

Nr.	d (min-max)	a (min-max)	l ₁	pcs/PU	Item no.	€ / PU
0	M1 - M 8	2,0 - 5,0	130	1	380.1100	16,65
1	M1 - M10	2,0 - 6,3	176	1	380.1110	18,69
1½	M1 - M12	2,1 - 8,0	176	1	380.1115	18,69
2	M4 - M12	3,0 - 9,0	280	1	380.1120	31,57
3	M5 - M20	4,9 - 12,0	380	1	380.1130	59,66
4	M11 - M27	5,5 - 16,0	505	1	380.1140	106,57
5	M13 - M32	7,0 - 20,0	700	1	380.1150	157,03
6	M18 - M42	11,0 - 24,0	1.000	1	380.1160	201,85
7	M25 - M52	16,0 - 32,0	1.250	1	380.1170	307,19
8	M25 - M64	16,0 - 40,0	1.250	1	380.1180	717,62


Die stock



Execution: Die stocks according to DIN 225, made of aluminium-zinc alloy, steel screws, for threading dies according to DIN EN 22568.

D x H	d (min-max)	l ₁	pcs/PU	Item no.	€ / PU
16 x 5	M1 - 2,6	160	1	380.1605	8,18
20 x 5	M3 - 4	200	1	380.2005	8,51
20 x 7	M4,5 - 6	200	1	380.2007	8,38
25 x 9	M7 - 9	224	1	380.2509	9,91
30 x 11	M10 - 11	280	1	380.3011	14,10
38 x 10	MF12 - 14	315	1	380.3810	20,97
38 x 14	M12 - 14	315	1	380.3814	20,97
45 x 14	MF16 - 20	450	1	380.4514	27,15
45 x 18	M16 - 20	450	1	380.4518	27,15
55 x 16	MF22 - 24	560	1	380.5516	37,42
55 x 22	M22 - 24	560	1	380.5522	37,42
65 x 18	MF27 - 36	630	1	380.6518	63,07
65 x 25	M27 - 36	630	1	380.6525	69,35

Tap extension



Execution: Tap extensions according to DIN 377, with squares according to DIN 10, cylindrical shank, tempered and precision ground.

Application: Increase reach length of (machine) taps.

a	D ₃	l ₁	pcs/PU	Item no.	€ / PU
2,1	5	60	1	380.0021	8,97
2,7	7	80	1	380.0027	9,35
3,0	7	90	1	380.0030	9,35
3,4	8	95	1	380.0034	9,35
3,8	9	100	1	380.0038	11,22
4,3	10	105	1	380.0043	13,59
4,9	11	110	1	380.0049	10,11
5,5	12	115	1	380.0055	11,44
6,2	14	120	1	380.0062	13,08
7,0	15	125	1	380.0070	15,50
8,0	17	125	1	380.0080	20,24
9,0	19	130	1	380.0090	22,10
10,0	21	140	1	380.0100	29,22
12,0	25	155	1	380.0120	46,39
14,5	29	175	1	380.0145	61,01

Extractor set



380.9000

380.9001

380.9002

380.9003

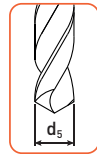

Execution: Spiral screw extractors, in sets, tempered steel, for use on broken screws and bolts with a right-handed thread.

Application: Drill locked screw out to proper diameter. Insert extractor and turn anti-clockwise using tap wrench. Keep on turning so the extractor digs itself into the screw until enough torque can be applied to remove the screw.

Description	Nr.	d (min-max)	Content	pcs/PU	Item no.	€ / PU
5 piece extractor set	1 - 5	M3 - M18	No. 1, 2, 3, 4 and 5 / 1 piece each	1	380.9000	12,57
5 piece extractor set	1 - 5	M3 - M18	No. 1, 2, 3, 4 and 5 / 1 piece each	1	380.9001	14,00
6 piece extractor set	1 - 6	M3 - M24	No. 1, 2, 3, 4, 5 and 6 / 1 piece each	1	380.9002	20,00
8 piece extractor set	1 - 8	M3 - M50	No. 1, 2, 3, 4, 5, 6, 7 and 8 / 1 piece each	1	380.9003	52,91

385

Ro-Coil HSS Bottom tap, metric [M]

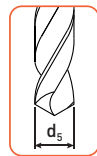



Execution: Ro-Coil HSS bottom tap, metric [M], 60°, tolerance ISO 2 (6H), for Ro-Coil thread inserts.

Application: For the manual tapping of holes to fit Ro-Coil thread inserts in non-ferrous metals and soft steels.

Suitable for	p	D ₃	l ₁	l ₂	d ₂	a	d ₅	pcs/PU	Item no.	€ / PU
M3	0,5	3,6	53	13	4	3,15	3,2	1	385.0300	15,30
M4	0,7	4,9	58	16	5	4	4,2	1	385.0400	15,30
M5	0,8	6,0	66	19	6,3	5	5,2	1	385.0500	21,04
M6	1	7,3	72	22	8	6,3	6,3	1	385.0600	22,36
M7	1	8,3	72	22	9	7,1	7,3	1	385.0700	27,08
M8	1,25	9,6	80	24	10	8	8,3	1	385.0800	21,13
M10	1,5	11,9	89	29	9,0	7,1	10,4	1	385.1000	33,99
M12	1,75	14,3	95	30	11,2	9	12,4	1	385.1200	51,36
M14	2	16,6	102	32	12,5	10	14,5	1	385.1400	61,07
M16	2	18,6	112	37	14	11,2	16,5	1	385.1600	63,83
M18	2,5	21,3	118	38	16	12,5	18,6	1	385.1800	52,19
M20	2,5	23,3	118	38	16	12,5	20,6	1	385.2000	54,04
M24	3	27,9	138	48	20	16	24,75	1	385.2400	78,51

Ro-Coil HSS Bottom tap, metric fine [MF]



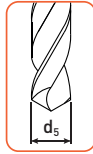

Execution: Ro-Coil HSS bottom tap, metric fine [MF], 60°, tolerance ISO 2 (6H), for Ro-Coil thread inserts.

Application: For tapping threads in non-ferrous metals that are the correct size for the corresponding Ro-Coil thread inserts.

Suitable for	p	D ₃	l ₁	l ₂	d ₂	a	d ₅	pcs/PU	Item no.	€ / PU
MF8	1	9,3	80	24	10	8	8,3	1	385.0810	27,08
MF10	1,25	11,6	85	25	8	6,3	10,3	1	385.1012	26,69
MF10	1	11,3	85	25	8	6,3	10,3	1	385.1010	33,99
MF12	1,5	14,0	95	30	11,2	9	12,4	1	385.1215	49,92
MF12	1,25	13,6	95	30	11,2	9	12,3	1	385.1212	49,92
MF12	1	13,3	95	30	11,2	9	12,3	1	385.1210	40,05
MF14	1,5	16	102	32	12,5	10	14,4	1	385.1415	61,07
MF14	1,25	15,6	102	32	12,5	10	14,3	1	385.1412	47,82
MF16	1,5	18,0	104	29	14	11,2	16,4	1	385.1615	50,03

386

Ro-Coil HSS Bottom tap, Unified National Coarse [UNC]

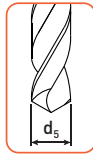



Execution: Ro-Coil HSS bottom tap, UNC, 60°, tolerance ISO 2 B, for Ro-Coil thread inserts.
Application: For tapping threads in non-ferrous metals that are the correct size for the corresponding Ro-Coil thread inserts.

Suitable for	P	D ₃	l ₁	l ₂	d ₂	a	d ₅	pcs/PU	Item no.	€ / PU
No. 10	24	6,2	66	19	6,3	5	5,1	1	386.0120	20,86
1/4	20	8,0	72	22	8	6,3	6,7	1	386.0140	13,74
5/16	18	9,8	80	24	10	8	8,3	1	386.0160	14,96
3/8	16	11,6	85	25	8	6,3	9,9	1	386.0180	16,47
7/16	14	13,5	95	30	11,2	9	11,6	1	386.0200	20,86
1/2	13	15,2	102	32	12,5	10	13	1	386.0220	23,73
5/8	11	18,9	112	37	14	11,2	16,5	1	386.0260	48,65

386

Ro-Coil HSS Bottom tap, Unified National Fine [UNF]

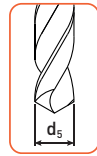



Execution: Ro-Coil HSS bottom tap, UNC, 60°, tolerance ISO 2 B, for Ro-Coil thread inserts.
Application: For tapping threads in non-ferrous metals that are the correct size for the corresponding Ro-Coil thread inserts.

Suitable for	P	D ₃	l ₁	l ₂	d ₂	a	d ₅	pcs/PU	Item no.	€ / PU
No. 10	32	5,9	66	19	6,3	5	5,1	1	386.1012	20,86
1/4	28	7,5	69	19	8	6,3	6,6	1	386.1140	13,74
5/16	24	9,3	76	20	10	8	8,2	1	386.1160	14,96
3/8	24	10,9	82	22	8	6,3	9,8	1	386.1180	16,47
7/16	20	12,8	84	24	9	7,1	11,5	1	386.1200	20,86
1/2	20	14,4	90	25	11,2	9	13,0	1	386.1220	23,73
5/8	18	17,7	104	29	14	11,2	16,25	1	386.1260	48,65

387

Ro-Coil HSS Bottom tap, British Standard Pipe [BSP]




Execution: Ro-Coil HSS bottom tap, BSP (G), 55°, tolerance ISO (6H), for Ro-Coil thread inserts.
Application: For the manual tapping of holes to fit Ro-Coil thread inserts in non-ferrous metals and soft steels.

Suitable for	P	D ₃	l ₁	l ₂	d ₂	a	d ₅	pcs/PU	Item no.	€ / PU
1/8	28	10,8	59	15	8	6,3	10	1	387.0125	25,86
1/4	19	14,7	67	19	11,2	9	13,6	1	387.0250	32,32
3/8	19	18,3	75	21	14	11,2	17,1	1	387.0375	42,42
1/2	14	23,1	87	26	16	12,5	21,5	1	387.0500	69,18
5/8	14	25,0	91	26	18	14	23,4	1	387.0625	101,81
3/4	14	28,6	96	28	20	16	27	1	387.0750	101,81
1	11	36,0	109	33	25	20	33,7	1	387.1000	161,83

102

HSS-G Jobber drill bit, type HD-S, GOLD-LINE



Execution: HSS-G Jobber drill bit, DIN 338, ground flute, split-point according to DIN 1412-C, point angle 130°, type HD-S spiral with reinforced core for high precision and long tool life, bright finish.
Application: General-purpose use, but due to the strengthened core also suited for use on CNC-machines, on most common materials such as steels up to 1.000 N/mm², cast steel, grey cast iron, malleable cast iron, nickel silver, graphite, etc.
 Material groups : 1.1 - 1.4 / 3.1 - 3.3 / 4.2 - 4.12

d ₁	l ₁	l ₂	pcs/PU	Item no.	€ / PU
3,2	65	36	10	102.0320	24,21
4,2	75	43	10	102.0420	27,51
5,1	86	52	10	102.0510	33,17
5,2	86	52	10	102.0520	33,17
6,3	101	63	10	102.0630	42,65
6,6	101	63	10	102.0660	45,63
6,7	101	63	10	102.0670	60,70
7,3	109	69	10	102.0730	74,07
8,2	117	75	5	102.0820	33,43
8,3	117	75	5	102.0830	35,75

d ₁	l ₁	l ₂	pcs/PU	Item no.	€ / PU
9,8	133	87	5	102.0980	50,79
9,9	133	87	5	102.0990	50,79
10,0	133	87	5	102.1000	44,09
10,3	133	87	5	102.1030	63,98
10,4	133	87	5	102.1040	63,98
11,5	142	94	5	102.1150	71,29
12,3	151	101	5	102.1230	99,83
12,4	151	101	5	102.1240	104,72
13,0	151	101	5	102.1300	97,71



Application: For installing Ro-Coil thread inserts in the tapped to size holes.

Nr.	M / MF	UNC / UNF	pcs/PU	Item no.	€ / PU
Nr. 4	M3 x 0,5		1	390.9304	13,49
Nr. 6	M4 x 0,7		1	390.9306	13,49
Nr. 7		UNC No. 10 x 24	1	390.9307	13,49
Nr. 8	M5 x 0,8	UNF No. 10 x 32	1	390.9308	13,49
Nr. 9	M6 x 1,0	UNC 1/4 x 20 UNF 1/4 x 28	1	390.9309	13,49
Nr. 10	M7 x 1,0	UNC 5/16 x 18	1	390.9310	15,45
Nr. 11	M8 x 1,25 MF8 x 1,0	UNF 5/16 x 24	1	390.9311	15,45
Nr. 12		UNC 3/8 x 16	1	390.9312	16,60
Nr. 13	M10 x 1,5 MF10 x 1,25 MF10 x 1,0	UNF 3/8 x 24	1	390.9313	16,60
Nr. 15	M12 x 1,75 MF12 x 1,5 M12 x 1,25 MF12 x 1,0	UNC 1/2 x 13 UNF 1/2 x 20	1	390.9315	19,46

Nr.	M / MF	UNC / UNF	pcs/PU	Item no.	€ / PU
Nr. 16	M14 x 2,0 MF14 x 1,5		1	390.9316	23,25
Nr. 17	MF14 x 1,25 MF14 x 1,0		1	390.9317	23,25
Nr. 18	M16 x 2,0 MF16 x 1,5	UNC 5/8 x 11 UNF 5/8 x 18	1	390.9318	25,61
Nr. 20	M18 x 2,5 MF18 x 2,0 MF18 x 1,5		1	390.9320	25,61
Nr. 21	M20 x 2,5 MF20 x 2,0 MF20 x 1,5		1	390.9321	25,61
Nr. 23	M24x 3,0 MF24 x 2,0 MF24 x 1,5		1	390.9323	32,25


Ro-Coil Tang breaker



Application: For breaking the tang of Ro-Coils after installation in the workpiece in order to create through holes. For Ro-Coils M16 and bigger, nose pliers can be used to break the tang. In case of blind holes, removal of the tang is not necessary as long as the maximum screw depth is respected.

Nr.	M / MF	UNC / UNF	pcs/PU	Item no.	€ / PU
Nr. 4	M3 x 0,5		1	390.9403	5,71
Nr. 6	M4 x 0,7	UNC No. 10 x 24	1	390.9404	6,00
Nr. 8	M5 x 0,8	UNF No. 10 x 32	1	390.9405	6,00
Nr. 9	M6 x 1,0	UNC 1/4 x 20 UNF 1/4 x 28	1	390.9406	6,00
Nr. 11	M7 x 1,0 M8 x 1,25 MF8 x 1,0	UNC 5/16 x 18 UNF 5/16 x 24	1	390.9408	6,70
Nr. 12		UNC 3/8 x 16	1	390.9409	6,70

Nr.	M / MF	UNC / UNF	pcs/PU	Item no.	€ / PU
Nr. 13	M10 x 1,5 MF10 x 1,25 MF10 x 1,0	UNF 3/8 x 24	1	390.9410	6,70
Nr. 15	M12 x 1,75 MF12 x 1,5 MF12 x 1,25 MF12 x 1,0	UNC 1/2 x 13 UNF 1/2 x 20	1	390.9412	8,09




Execution: Ro-Coil thread inserts, made from high-grade CrNi-steel, temperature and corrosion resistant.

Application: Used to repair a stripped threaded hole or to provide durable threaded holes in soft materials like aluminium and magnesium alloys. Applied in automotive, machine building, medical engineering as well as space and aviation industries.

d ₁	p	l ₁	pcs/PU	Item no.	€ / PU
M3	0,5	1xD	25	389.0300	9,50
M4	0,7	1xD	25	389.0400	9,50
M5	0,8	1xD	25	389.0500	10,75
M6	1,0	1xD	25	389.0600	11,25
M7	1,0	1xD	25	389.0700	13,25
M8	1,25	1xD	25	389.0800	12,00
M10	1,5	1xD	25	389.1000	15,50
M12	1,75	1xD	25	389.1200	22,50
M14	2,0	1xD	10	389.1401	13,40
M16	2,0	1xD	10	389.1602	17,30
M3	0,5	1,5xD	25	389.0301	10,00
M4	0,7	1,5xD	25	389.0401	10,00
M5	0,8	1,5xD	25	389.0501	9,00
M6	1,0	1,5xD	25	389.0601	9,50
M7	1,0	1,5xD	25	389.0701	15,50
M8	1,25	1,5xD	25	389.0801	12,00
M10	1,5	1,5xD	25	389.1001	16,50
M12	1,75	1,5xD	25	389.1201	26,25
M14	2,0	1,5xD	10	389.1400	14,70
M16	2,0	1,5xD	10	389.1600	18,20
M18	2,5	1,5xD	10	389.1801	33,50
M20	2,5	1,5xD	10	389.2000	37,50
M24	3	1,5xD	10	389.2431	42,70
M3	0,5	2xD	25	389.0302	10,75
M4	0,7	2xD	25	389.0402	10,75
M5	0,8	2xD	25	389.0502	12,00
M6	1,0	2xD	25	389.0602	14,00
M7	1,0	2xD	25	389.0702	19,00
M8	1,25	2xD	25	389.0802	16,50
M10	1,5	2xD	25	389.1002	19,50
M12	1,75	2xD	10	389.1202	11,70

d ₁	p	l ₁	pcs/PU	Item no.	€ / PU
M14	2,0	2xD	10	389.1402	18,00
M16	2,0	2xD	10	389.1601	22,40
M18	2,5	2xD	10	389.1802	35,70
M20	2,5	2xD	10	389.2002	48,20
M24	3	2xD	10	389.2432	53,40
M3	0,5	2,5xD	25	389.0303	11,00
M4	0,7	2,5xD	25	389.0403	11,00
M5	0,8	2,5xD	25	389.0504	15,00
M6	1,0	2,5xD	25	389.0604	16,25
M7	1,0	2,5xD	25	389.0703	21,25
M8	1,25	2,5xD	25	389.0804	20,00
M10	1,5	2,5xD	25	389.1004	24,25
M12	1,75	2,5xD	10	389.1203	15,40
M14	2,0	2,5xD	10	389.1403	21,40
M16	2,0	2,5xD	10	389.1603	28,40
M18	2,5	2,5xD	10	389.1803	49,00
M20	2,5	2,5xD	10	389.2004	60,90
M24	3	2,5xD	10	389.2403	81,70
M3	0,5	3xD	25	389.0304	15,00
M4	0,7	3xD	25	389.0404	13,50
M5	0,8	3xD	25	389.0503	17,25
M6	1,0	3xD	25	389.0603	20,50
M7	1,0	3xD	25	389.0704	25,75
M8	1,25	3xD	25	389.0803	23,75
M10	1,5	3xD	25	389.1003	29,75
M12	1,75	3xD	10	389.1204	18,90
M14	2,0	3xD	10	389.1404	25,80
M16	2,0	3xD	10	389.1604	31,00
M18	2,5	3xD	10	389.1804	55,10
M20	2,5	3xD	10	389.2003	69,80
M24	3	3xD	10	389.2404	90,90

Ro-Coil Thread insert, metric fine [MF]



Execution: Ro-Coil thread inserts, made from high-grade CrNi-steel, temperature and corrosion resistant.

Application: Used to repair a stripped threaded hole or to provide durable threaded holes in soft materials like aluminium and magnesium alloys. Applied in automotive, machine building, medical engineering as well as space and aviation industries.

MF

d ₁	p	l ₁	pcs/PU	Item no.	€/ PU
MF8	1,0	1xD	25	389.0810	14,00
MF10	1,25	1xD	25	389.1010	15,50
MF10	1,0	1xD	25	389.1020	15,50
MF12	1,5	1xD	25	389.1210	22,50
MF12	1,25	1xD	25	389.1220	22,50
MF12	1,0	1xD	25	389.1230	26,25
MF14	1,5	1xD	10	389.1450	12,80
MF14	1,25	1xD	10	389.1413	14,70
MF16	1,5	1xD	10	389.1615	16,90
MF8	1,0	1,5xD	25	389.0811	14,00
MF10	1,25	1,5xD	25	389.1011	16,50
MF10	1,0	1,5xD	25	389.1021	16,50
MF12	1,5	1,5xD	25	389.1211	26,25
MF12	1,25	1,5xD	25	389.1221	29,25
MF12	1,0	1,5xD	25	389.1231	26,25
MF14	1,5	1,5xD	10	389.1451	14,70
MF14	1,25	1,5xD	10	389.1414	15,40
MF16	1,5	1,5xD	10	389.1616	19,20
MF8	1,0	2xD	25	389.0812	18,00
MF10	1,25	2xD	25	389.1012	19,50
MF10	1,0	2xD	25	389.1022	19,50
MF12	1,5	2xD	10	389.1212	11,70
MF12	1,25	2xD	10	389.1222	11,70

d ₁	p	l ₁	pcs/PU	Item no.	€/ PU
MF12	1,0	2xD	10	389.1232	13,20
MF14	1,5	2xD	10	389.1452	13,50
MF14	1,25	2xD	10	389.1422	15,90
MF16	1,5	2xD	10	389.1617	21,10
MF8	1,0	2,5xD	25	389.0813	19,50
MF10	1,25	2,5xD	25	389.1013	21,50
MF10	1,0	2,5xD	25	389.1023	21,50
MF12	1,5	2,5xD	10	389.1213	13,60
MF12	1,25	2,5xD	10	389.1223	13,60
MF12	1,0	2,5xD	10	389.1233	13,60
MF14	1,5	2,5xD	10	389.1423	19,00
MF14	1,25	2,5xD	10	389.1433	19,00
MF16	1,5	2,5xD	10	389.1613	25,30
MF8	1,0	3xD	25	389.0814	22,75
MF10	1,25	3xD	25	389.1014	27,50
MF10	1,0	3xD	25	389.1024	27,50
MF12	1,5	3xD	10	389.1214	16,90
MF12	1,25	3xD	10	389.1224	16,90
MF12	1,0	3xD	10	389.1234	16,90
MF14	1,5	3xD	10	389.1424	23,00
MF14	1,25	3xD	10	389.1434	23,00
MF16	1,5	3xD	10	389.1614	27,60

Ro-Coil Thread insert, UNC



Execution: Ro-Coil thread inserts, made from high-grade CrNi-steel, temperature and corrosion resistant.


Application: Used to repair a stripped threaded hole or to provide durable threaded holes in soft materials like aluminium and magnesium alloys. Applied in automotive, machine building, medical engineering as well as space and aviation industries.

UNC

d ₁ (inch)	P	l ₁	pcs/PU	Item no.	€/ PU
No. 10	24	1,5xD	100	389.4035	51,00
1/4	20	1,5xD	100	389.4037	56,00
5/16	18	1,5xD	100	389.4042	80,00

d ₁ (inch)	P	l ₁	pcs/PU	Item no.	€/ PU
3/8	16	1,5xD	100	389.4047	112,00
1/2	13	1,5xD	100	389.4057	160,00
5/8	11	1,5xD	50	389.4067	282,00

Ro-Coil Thread insert, UNF



Execution: Ro-Coil thread inserts, made from high-grade CrNi-steel, temperature and corrosion resistant.

Application: Used to repair a stripped threaded hole or to provide durable threaded holes in soft materials like aluminium and magnesium alloys. Applied in automotive, machine building, medical engineering as well as space and aviation industries.

UNF

d ₁ (inch)	P	l ₁	pcs/PU	Item no.	€/ PU
No. 10	32	1,5xD	100	389.5029	51,00
1/4	28	1,5xD	100	389.5030	59,00
5/16	24	1,5xD	100	389.5031	80,00

d ₁ (inch)	P	l ₁	pcs/PU	Item no.	€/ PU
3/8	24	1,5xD	100	389.5032	112,00
1/2	20	1,5xD	100	389.5034	160,00
5/8	18	1,5xD	50	389.5036	168,50

396

Ro-Coil Thread repair set, metric, 1.5xD

ROTEC®



Content: Ro-Coils (qty according to table)
1x matching drill bit (sets up to M12)
1x bottom tap
1x installation handle
1x tang breaker (sets up to M12)

Application: To repair a stripped threaded hole. The precise tolerance of the Ro-Coil system assures a better and stronger joint compared to the one with the original thread. Ro-Coil inserts are also used in new assemblies for stronger joints.

d ₁	p	Ro-Coils	pcs/PU	Item no.	€ / PU
M3	0,5	20	1	396.0300	40,52
M4	0,7	20	1	396.0400	33,59
M5	0,8	20	1	396.0500	34,95
M6	1,0	20	1	396.0600	37,68
M7	1,0	20	1	396.0700	57,87
M8	1,25	20	1	396.0800	47,96
M10	1,5	15	1	396.1000	51,23

d ₁	p	Ro-Coils	pcs/PU	Item no.	€ / PU
M12	1,75	10	1	396.1200	57,41
M14	2,0	10	1	396.1400	52,46
M16	2,0	10	1	396.1600	93,85
M18	2,5	5	1	396.1800	111,35
M20	2,5	5	1	396.2000	120,62
M24	3,0	5	1	396.2400	160,19

396

Ro-Coil Thread repair set, metric fine, 1.5xD

ROTEC®



Content: Ro-Coils (qty according to table)
1x matching drill bit (sets up to M12)
1x bottom tap
1x installation handle
1x tang breaker (sets up to M12)

Application: To repair a stripped threaded hole. The precise tolerance of the Ro-Coil system assures a better and stronger joint compared to the one with the original thread. Ro-Coil inserts are also used in new assemblies for stronger joints.

d ₁	p	Ro-Coils	pcs/PU	Item no.	€ / PU
MF8	1,0	20	1	396.0801	57,87
MF10	1,25	15	1	396.1001	51,23
MF10	1,0	15	1	396.1002	61,80
MF12	1,5	10	1	396.1201	57,41

d ₁	p	Ro-Coils	pcs/PU	Item no.	€ / PU
MF12	1,25	10	1	396.1202	69,27
MF12	1,0	10	1	396.1203	69,27
MF14	1,5	10	1	396.1401	77,54
MF18	1,5	5	1	396.1802	111,35

Ro-Coil Thread repair assortment, metric, 1.5xD

ROTEC®



Application: To repair a stripped threaded hole. The precise tolerance of the Ro-Coil system assures a better and stronger joint compared to the one with the original thread. Ro-Coil inserts are also used in new assemblies for stronger joints.

Description	Content	pcs/PU	Item no.	€ / PU
Thread repair assortment M5-M12	1x drill bit ø5.2, ø6.3, ø8.3, ø10.4 and ø12.4 1x bottom tap M5, M6, M8, M10 and M12 1x installation handle Nr. 8, 9, 11, 13 and 15 1x tang breaker, No. 8, 9, 11, 13 and 15 25x Ro-Coil inserts M5, M6, M8 and M10 10x Ro-Coil inserts M12	1	396.9001	228,30

391 Ro-Coil Thread repair set, UNC, 1.5xD



Execution: 1x HSS-G drill bit (up to 1/2")
1x HSS bottom tap
1x Installation handle
1x Tang breaker (up to 1/2")
1x Set of matching Ro-Coil inserts (qty as specified in table)

Application: To repair a stripped threaded hole. The precise tolerance of the Ro-Coil system assures a better and stronger joint compared to the one with the original thread. Ro-Coil inserts are also used in new assemblies for stronger joints.

d ₁ (inch)	P	Ro-Coils	pcs/PU	Item no.	€ / PU
1/4	20	20	1	391.0014	57,88
5/16	18	20	1	391.0016	70,92
3/8	16	15	1	391.0018	75,67
7/16	14	10	1	391.0020	84,93
1/2	13	10	1	391.0022	93,24

d ₁ (inch)	P	Ro-Coils	pcs/PU	Item no.	€ / PU
9/16	12	10	1	391.0024	124,55
5/8	11	10	1	391.0026	124,55
3/4	10	5	1	391.0028	158,94
7/8	9	5	1	391.0030	193,10
1	8	4	1	391.0032	184,10

392 Ro-Coil Thread repair set, UNF, 1.5xD



Execution: 1x HSS-G drill bit (up to 1/2")
1x HSS bottom tap
1x Installation handle
1x Tang breaker (up to 1/2")
1x Set of matching Ro-Coil inserts (qty as specified in table)

Application: To repair a stripped threaded hole. The precise tolerance of the Ro-Coil system assures a better and stronger joint compared to the one with the original thread. Ro-Coil inserts are also used in new assemblies for stronger joints.

d ₁ (inch)	P	Ro-Coils	pcs/PU	Item no.	€ / PU
1/4	28	20	1	392.0014	57,88
5/16	24	20	1	392.0016	70,92
3/8	24	15	1	392.0018	75,67
7/16	20	10	1	392.0020	84,93
1/2	20	10	1	392.0022	93,24

d ₁ (inch)	P	Ro-Coils	pcs/PU	Item no.	€ / PU
9/16	18	10	1	392.0024	124,55
5/8	18	10	1	392.0026	124,55
3/4	16	5	1	392.0028	158,94
7/8	14	5	1	392.0030	193,10
1	12	4	1	392.0032	184,10

393 Ro-Coil Thread repair sets, BSW, 1.5xD



Execution: 1x Drill bit (up to 1/2"x12)
1x V-Coil Nr. 3 bottom tap
1x Insertion spindle
1x Tang punch (to break the tang) (up to 1/2"x12)
1x set of matching V-Coils (qty as specified in table)

Application: To repair a stripped threaded hole. The precise tolerance of the V-Coil system assures a better and stronger joint compared to the one with the original thread. V-Coils are also used in new assemblies for stronger joints.

d ₁ (inch)	P	Ro-Coils	pcs/PU	Item no.	€ / PU
1/8	40	20	1	393.0010	64,28
3/16	24	20	1	393.0012	64,28
1/4	20	20	1	393.0014	57,88
5/16	18	20	1	393.0016	70,92
3/8	16	15	1	393.0018	75,67
7/16	14	10	1	393.0020	84,93

d ₁ (inch)	P	Ro-Coils	pcs/PU	Item no.	€ / PU
1/2	12	10	1	393.0022	93,24
9/16	12	10	1	393.0024	124,55
5/8	11	10	1	393.0026	124,55
3/4	10	5	1	393.0028	158,94
7/8	9	5	1	393.0030	193,10
1	8	4	1	393.0032	184,10



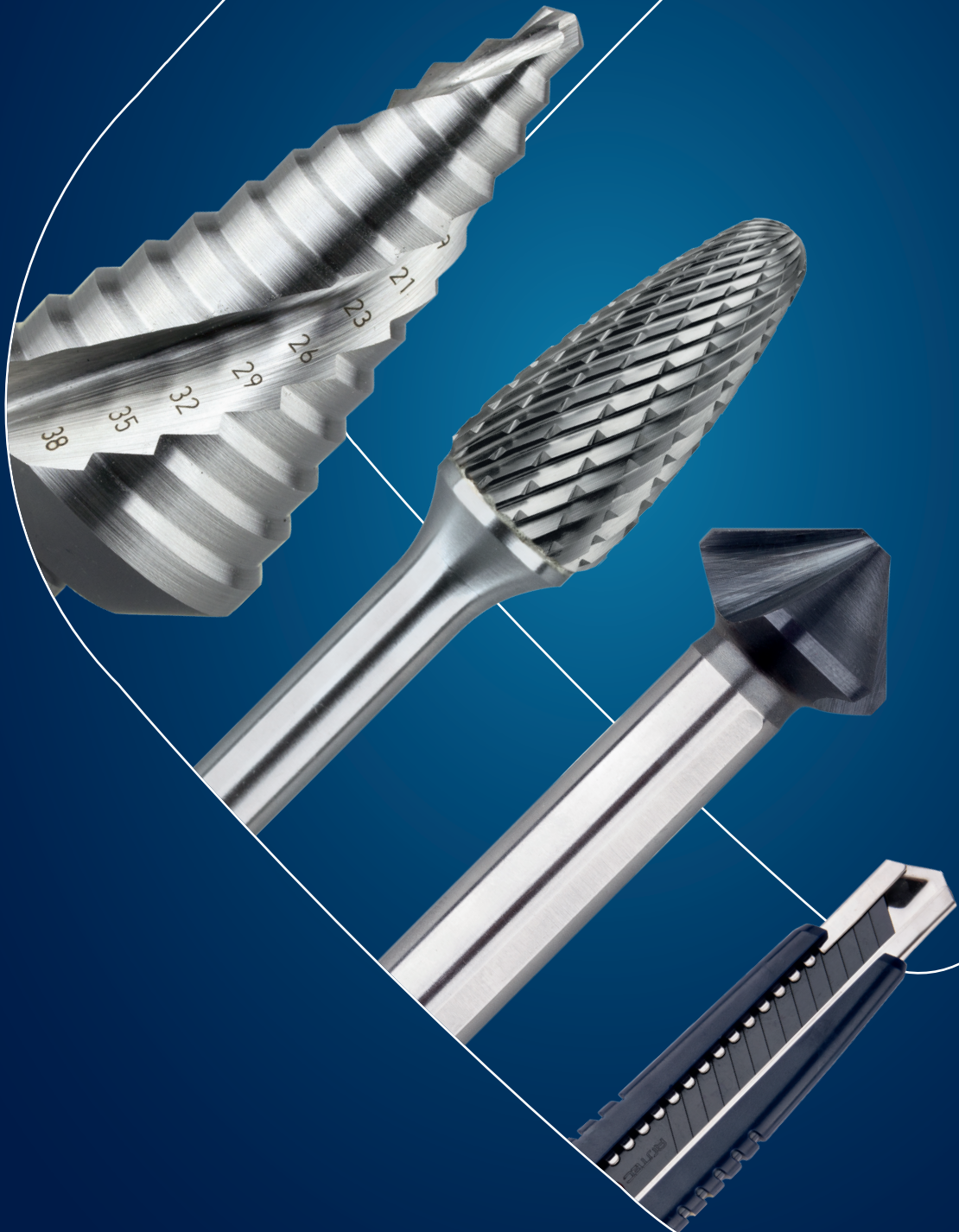
Execution: 1x Ro-Coil Nr. 2 center tap
 1x Ro-Coil Nr. 3 bottom tap
 1x Insertion spindle with hexagon drive
 1x set of matching Ro-Coils (qty as specified in table)

Application: To repair a stripped threaded hole. The precise tolerance of the Ro-Coil system assures a better and stronger joint compared to the one with the original thread. Ro-Coils are also used in new assemblies for stronger joints.

d ₁ (inch)	P	Ro-Coils	pcs/PU	Item no.	€ / PU
1/8	28	10	1	395.0125	161,26
1/4	19	10	1	395.0250	179,24
3/8	19	10	1	395.0375	197,21
1/2	14	10	1	395.0500	249,00

d ₁ (inch)	P	Ro-Coils	pcs/PU	Item no.	€ / PU
5/8	14	10	1	395.0675	548,43
3/4	14	10	1	395.0750	548,43
7/8	14	10	1	395.0875	731,35
1	11	10	1	395.1000	763,87

ROTEC®



Countersinks,
deburrers and cutting

SPINDLE SPEEDS FOR HSS COUNTERSINKS

Material	Steel < 700 N/mm ²	Steel > 700 N/mm ²	Alloyed steel (stainless) < 1.000 N/mm ²	Cast iron < 250 HB	Cast iron > 250 HB	CuZn-alloys (brittle)	CuZn-alloys (soft)	Aluminium alloys <11% Si	Plastics	Duroplast (Fibre reinforced plastic)
Vc [m/min]	20	15	10	10	8	40	20	20	15	10
Diameter	RPM	RPM	RPM	RPM	RPM	RPM	RPM	RPM	RPM	RPM
ø4,3	1481	1110	740	740	592	2961	1481	1480	1110	740
ø5,0	1273	955	637	637	509	2546	1273	1273	955	637
ø5,3	1201	901	601	601	480	2402	1201	1201	901	601
ø5,8	1098	823	549	549	439	2195	1098	1098	823	549
ø6,0	1061	796	531	531	424	2122	1061	1061	796	531
ø6,3	1011	758	505	505	404	2021	1011	1011	758	505
ø7,0	909	682	455	455	364	1819	909	909	682	455
ø7,3	872	654	436	436	349	1744	872	872	654	436
ø8,0	796	597	398	398	318	1592	796	796	597	398
ø8,3	767	575	384	384	307	1534	767	767	575	384
ø9,4	677	508	339	339	271	1355	677	677	508	339
ø10,0	637	477	318	318	255	1273	637	637	477	318
ø10,4	612	459	306	306	245	1224	612	612	459	306
ø11,5	554	415	277	277	221	1107	554	554	415	277
ø12,0	531	398	265	265	212	1061	531	531	398	265
ø12,4	513	385	257	257	205	1027	513	513	385	257
ø12,5	509	382	255	255	204	1019	509	509	382	255
ø13,4	475	356	238	238	190	950	475	475	356	238
ø15,0	424	318	212	212	170	849	424	424	318	212
ø16,0	398	298	199	199	159	796	398	398	298	199
ø16,5	386	289	193	193	154	772	386	386	289	193
ø19,0	335	251	168	168	134	670	335	335	251	168
ø20,0	318	239	159	159	127	637	318	318	239	159
ø20,5	311	233	155	155	124	621	311	311	233	155
ø23,0	277	208	138	138	111	554	277	277	208	138
ø25,0	255	191	127	127	102	509	255	255	191	127
ø26,0	245	184	122	122	98	490	245	245	184	122
ø28,0	227	171	114	114	91	455	227	227	171	114
ø30,0	212	159	106	106	85	424	212	212	159	106
ø31,0	205	154	103	103	82	411	205	205	154	103

SPINDLE SPEEDS FOR ROTARY CARBIDE BURRS

Material	ø3mm	ø6mm	ø10mm	ø12mm	ø16mm
Steel	60.000 - 90.000	45.000 - 60.000	30.000 - 40.000	22.500 - 30.000	18.000 - 24.000
Steel, hardened	60.000 - 90.000	30.000 - 45.000	19.000 - 30.000	15.000 - 22.500	12.000 - 18.000
Stainless steel	60.000 - 90.000	30.000 - 45.000	19.000 - 30.000	15.000 - 22.500	12.000 - 18.000
Cast iron	45.000 - 90.000	22.500 - 60.000	15.000 - 40.000	11.000 - 30.000	9.000 - 24.000
Titanium	60.000 - 90.000	30.000 - 45.000	19.000 - 30.000	15.000 - 22.500	12.000 - 18.000
Nickel	60.000 - 90.000	30.000 - 45.000	19.000 - 30.000	15.000 - 22.500	12.000 - 18.000
Copper (alloys)	45.000 - 90.000	22.500 - 60.000	15.000 - 40.000	11.000 - 30.000	9.000 - 24.000
Aluminium (alloys)	30.000 - 90.000	15.000 - 70.000	10.000 - 50.000	7.000 - 38.000	6.000 - 30.000
Plastics	30.000 - 90.000	15.000 - 70.000	10.000 - 50.000	7.000 - 38.000	6.000 - 30.000
Cermets	60.000 - 90.000	30.000 - 45.000	19.000 - 30.000	15.000 - 22.500	12.000 - 18.000

400

HSS-G Countersink 90°



Execution: 90° HSS-G countersinks according to DIN 335-C, cylindrical shank, robust design with 3 flutes. Due to CBN precision ground geometry very sharp and precise cutting edges.

Application: Ideal for deburring or countersinking of the most commonly used materials. Best results with low rpms.
Material groups : 1.1 - 1.4 / 2.1 - 2.2 / 3.1 / 4.1 - 4.12 / 5.1 / 5.3

d ₁	l ₁	d ₂	Suitable for	pcs/PU	Item no.	€ / PU
4,3	40	4		1	400.0430	17,66
5,0	40	4		1	400.0500	17,66
5,3	40	4		1	400.0530	19,11
6,0	45	5		1	400.0600	19,11
6,3	45	5	M3	1	400.0630	17,86
7,0	50	6		1	400.0700	20,73
7,3	50	6		1	400.0730	20,73
8,0	50	6		1	400.0800	20,73
8,3	50	6	M4	1	400.0830	19,37
9,4	50	6		1	400.0940	22,39
10,0	50	6		1	400.1000	20,92
10,4	50	6	M5	1	400.1040	20,92

d ₁	l ₁	d ₂	Suitable for	pcs/PU	Item no.	€ / PU
11,5	56	8		1	400.1150	23,99
12,4	56	8	M6	1	400.1240	22,42
13,4	56	8		1	400.1340	25,51
15,0	60	10		1	400.1500	25,51
16,5	60	10	M8	1	400.1650	26,07
19,0	63	10		1	400.1900	32,02
20,5	63	10	M10	1	400.2050	33,65
25,0	67	10	M12	1	400.2500	41,06
28,0	71	12	M14	1	400.2800	59,90
31,0	71	12	M16	1	400.3100	58,17
40,0	80	15		1	400.4000	241,09

900

HSS-G Countersink set 90°, in ABS cassette



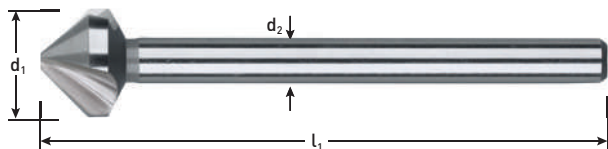
Execution: 90° HSS-G countersinks according to DIN 335-C, cylindrical shank, robust design with 3 flutes. Due to CBN precision ground geometry very sharp and precise cutting edges.

Application: Ideal for deburring or countersinking of the most commonly used materials. Best results with low rpms.
Material groups : 1.1 - 1.4 / 2.1 - 2.2 / 3.1 / 4.1 - 4.12 / 5.1 / 5.3

Description	Type	Content	pcs/PU	Item no.	€ / PU
6 piece set HSS-G countersinks	400	1x ø6,3 - 8,3 - 10,4 - 12,4 - 16,5 - 20,5mm	1	900.3010	136,60
7 piece set HSS-G countersinks	400	1x ø6,3 - 8,3 - 10,4 - 12,4 - 16,5 - 20,5 - 25,0mm	1	900.3011	188,65

400

HSS-G Countersink 90°, extra long



Execution: 90° HSS-G countersinks according to DIN 335-C, cylindrical shank, robust design with 3 flutes. Due to CBN precision ground geometry very sharp and precise cutting edges.


Application: Ideal for deburring or countersinking of the most commonly used materials. Best results with low rpms.
Material groups : 1.1 - 1.4 / 2.1 - 2.2 / 3.1 / 4.1 - 4.12 / 5.1 / 5.3

d ₁	l ₁	d ₂	Suitable for	pcs/PU	Item no.	€ / PU
6,3	85	5	M3	1	400.0631	39,32
8,3	85	6	M4	1	400.0831	40,97
10,4 *	88	6	M5	1	400.1041	47,57
12,4	108	8	M6	1	400.1241	50,39

d ₁	l ₁	d ₂	Suitable for	pcs/PU	Item no.	€ / PU
15,0	110	10		1	400.1501	71,20
16,5	112	10	M8	1	400.1651	71,60
20,5	115	10	M10	1	400.2051	81,42
25,0	118	10	M12	1	400.2501	98,56

* Phase-out item, available until stock has depleted

319 HSS-G Countersink 90°, 1/4"-bit shank



Execution: 90° HSS-G countersinks, 3 flutes, 1/4"-hexagon shank according to DIN 3126-C6.3.

Application: For deburring or countersinking of the most commonly used materials. Best results with low rpms. Ideal for (cordless) portable power tools. Material groups : 1.1 - 1.3 / 2.1 - 2.2 / 3.1 / 4.1 - 4.12

d ₁	l ₁	d ₂	M	pcs/PU	Item no.	€ / PU
6,3	31	1/4	M3	1	319.0630	19,19
8,3	31	1/4	M4	1	319.0830	19,19
10,4	34	1/4	M5	1	319.1040	20,49
12,4	35	1/4	M6	1	319.1240	21,91
16,5	40	1/4	M8	1	319.1650	26,03
20,5	41	1/4	M10	1	319.2050	32,53

900 HSS-G Countersink set 90°, 1/4"-bit shank, in plastic cassette




Execution: 90° HSS-G countersinks, 3 flutes, 1/4"-hexagon shank according to DIN 3126-C6.3.

Application: For deburring or countersinking of the most commonly used materials. Best results with low rpms. Ideal for (cordless) portable power tools. Material groups : 1.1 - 1.3 / 2.1 - 2.2 / 3.1 / 4.1 - 4.12

Description	Type	Content	pcs/PU	Item no.	€ / PU
6 piece set HSS-G countersinks (1/4" hex.)	319	1x ø6,3 - 8,3 - 10,4 - 12,4 - 16,5 - 20,5mm	1	900.2040	133,06

401 HSS Countersink 90°, MT-shank




Execution: 90° HSS-G countersinks according to DIN 335-D, morse-taper shank according to DIN 228-B, robust design with 3 flutes. Due to CBN precision ground geometry very sharp and precise cutting edges.

Application: Ideal for deburring or countersinking of the most commonly used materials. Best results with low rpms. Material groups : 1.1 - 1.4 / 2.1 - 2.2 / 3.1 / 4.1 - 4.12 / 5.1 / 5.3

d ₁	l ₁	M ₁	Suitable for	pcs/PU	Item no.	€ / PU
20,5	100	MT 2	M10	1	401.2050	98,94
25,0	106	MT 2	M12	1	401.2500	102,80
31,0	112	MT 2	M16	1	401.3100	117,88
37,0	118	MT 2	M20	1	401.3700	134,74
40,0	140	MT 3		1	401.4000	171,22
50,0	150	MT 3		1	401.5000	238,84
63,0	180	MT 4		1	401.6300	442,77
80,0	190	MT 4		1	401.8000	727,98

402 HSS Countersink 90°, ALU




ALU Execution: 90° HSS-G countersinks according to DIN 335-C, cylindrical shank, robust design with 3 flutes. Due to CBN precision ground geometry very sharp and precise cutting edges, specifically for aluminium.

Application: Ideal for deburring or countersinking of aluminium and similar soft materials. Best results with low rpms. Material groups : 1.1 - 1.3 / 4.1 - 4.12 / 5.1 / 5.3

d ₁	l ₁	d ₂	Suitable for	pcs/PU	Item no.	€ / PU
6,3	45	5	M3	1	402.0630	18,21
8,3	50	6	M4	1	402.0830	19,75
10,4	50	6	M5	1	402.1040	21,32
12,4	56	8	M6	1	402.1240	22,85
16,5	60	8	M8	1	402.1650	26,63
20,5	63	10	M10	1	402.2050	34,29
25,0	67	10	M12	1	402.2500	41,83

403

HSS-E Countersink 90°, INOX



INOX

Execution: 90° HSS-E countersinks according to DIN 335-C, cylindrical shank, robust design with 3 flutes. Due to CBN precision ground geometry very sharp and precise cutting edges, specifically for difficult to cut materials.

Application: Ideal for deburring or countersinking of difficult to cut materials. Best results with low rpms!
Material groups : 1.1 - 1.5 / 2.1 - 2.3 / 3.1 - 3.3 / 5.1 - 5.4

d ₁	l ₁	d ₂	Suitable for	pcs/PU	Item no.	€ / PU
6,3	45	5	M3	1	403.0630	23,60
8,0	50	6		1	403.0800	25,12
8,3	50	6	M4	1	403.0830	25,88
10,0	50	6		1	403.1000	27,38
10,4	50	6	M5	1	403.1040	28,90
12,4	56	8	M6	1	403.1240	31,19
15,0	60	10		1	403.1500	34,29
16,5	60	8	M8	1	403.1650	35,68
20,5	63	10	M10	1	403.2050	51,00
25,0	67	10	M12	1	403.2500	66,23
31,0	71	12	M16	1	403.3100	98,09

900

HSS-E Countersink set 90°, INOX, in ABS cassette



INOX

Execution: 90° HSS-E countersinks according to DIN 335-C, cylindrical shank, robust design with 3 flutes. Due to CBN precision ground geometry very sharp and precise cutting edges, specifically for difficult to cut materials.


Application: Ideal for deburring or countersinking of difficult to cut materials. Best results with low rpms!
Material groups : 1.1 - 1.5 / 2.1 - 2.3 / 3.1 - 3.3 / 5.1 - 5.4

Description	Type	Content	pcs/PU	Item no.	€ / PU
6 piece set HSS-E INOX countersinks	403	1x ø6,3 - 8,3 - 10,4 - 12,4 - 16,5 - 20,5mm	1	900.3005	186,49
7 piece set HSS-E INOX countersinks	403	1x ø6,3 - 8,3 - 10,4 - 12,4 - 16,5 - 20,5 - 25,0mm	1	900.3006	249,70

404

HSS Countersink 90°, coated (TiN)

ROTEC®



Execution: 90° HSS-G countersinks according to DIN 335-C, cylindrical shank, robust design with 3 flutes. Due to CBN precision ground geometry very sharp and precise cutting edges. TiN-coated for better cutting conditions and increased tool life.

Application: Ideal for deburring or countersinking of the most commonly used materials. Best results with low rpms.
Material groups : 1.1 - 1.4 / 2.1 - 2.2 / 3.1 / 4.1 - 4.12 / 5.1 / 5.3

d ₁	l ₁	d ₂	Suitable for	pcs/PU	Item no.	€ / PU
6,3	45	5	M3	1	404.0630	28,84
8,3	50	6	M4	1	404.0830	31,23
10,4	50	6	M5	1	404.1040	33,56
12,4	56	8	M6	1	404.1240	35,90
16,5	60	8	M8	1	404.1650	80,86
20,5	63	10	M10	1	404.2050	57,67
25,0	67	10	M12	1	404.2500	73,29
31,0	71	12	M16	1	404.3100	101,32

900

HSS Countersink set 90°, coated (TiN), in ABS cassette

ROTEC®




Execution: 90° HSS-G countersinks according to DIN 335-C, cylindrical shank, robust design with 3 flutes. Due to CBN precision ground geometry very sharp and precise cutting edges. TiN-coated for better cutting conditions and increased tool life.

Application: Ideal for deburring or countersinking of the most commonly used materials. Best results with low rpms.
Material groups : 1.1 - 1.4 / 2.1 - 2.2 / 3.1 / 4.1 - 4.12 / 5.1 / 5.3

Description	Type	Content	pcs/PU	Item no.	€ / PU
6 piece set HSS-G countersinks, TiN-coated	404	1x ø6,3 - 8,3 - 10,4 - 12,4 - 16,5 - 20,5mm	1	900.3013	227,66
7 piece set HSS-G countersinks, TiN-coated	404	1x ø6,3 - 8,3 - 10,4 - 12,4 - 16,5 - 20,5 - 25,0mm	1	900.3014	284,92

405

PM Countersink 90°



Execution: 90° PM (powder metallurgical steel) countersinks according to DIN 335-C, cylindrical shank, robust design with 3 flutes. Due to CBN precision ground geometry very sharp and precise cutting edges.

Application: Ideal for deburring or countersinking of high tensile steels (>1.000N/mm²) or high abrasive materials like GG cast iron with a hardness of 240HB or more. Best results with low rpms!
Material groups : 1.1 - 1.6 / 2.1 - 2.3 / 3.1 - 3.3 / 5.1 - 5.4

d ₁	l ₁	d ₂	Suitable for	pcs/PU	Item no.	€ / PU
6,3	45	5	M3	1	405.0063	59,06
8,3	50	6	M4	1	405.0083	57,96
10,4	50	6	M5	1	405.0104	67,70
12,4	56	8	M6	1	405.0124	81,83
16,5	60	10	M8	1	405.0165	81,54
20,5	63	10	M10	1	405.0205	109,28
25,0	67	10	M12	1	405.0250	159,18
31,0	71	12	M16	1	405.0310	210,26

Solid carbide countersink 90°




Execution: 90° solid carbide (grade ISO K20) countersinks according to DIN 335-C, cylindrical shank, robust design with 3 flutes. Due to CBN precision ground geometry very sharp and precise cutting edges.

Application: Ideal for deburring or countersinking of high tensile steels (>1.000N/mm²) or high abrasive materials like GG cast iron with a hardness of 240HB or more. Best results with low rpms!
Material groups : 1.1 - 1.6 / 2.1 - 2.3 / 3.1 - 3.3 / 5.1 - 5.4

d ₁	l ₁	d ₂	Suitable for	pcs/PU	Item no.	€ / PU
6,3	45	5	M3	1	405.0630	249,64
8,3	50	6	M4	1	405.0830	280,98
10,4	50	6	M5	1	405.1040	293,68
12,4	56	8	M6	1	405.1240	363,33
16,5	60	10	M8	1	405.1650	432,94
20,5	63	10	M10	1	405.2050	482,96
25,0	67	10	M12	1	405.2500	661,26
31,0	71	12	M16	1	405.3100	831,85

406

HSS Countersink 60°



Execution: 60° HSS-G countersinks according to DIN 334-C, cylindrical shank, robust design with 3 flutes. Due to CBN precision ground geometry very sharp and precise cutting edges.

Application: Ideal for deburring or countersinking of the most commonly used materials. Best results with low rpms.
Material groups : 1.1 - 1.4 / 2.1 - 2.2 / 3.1 / 4.1 - 4.12 / 5.1 / 5.3

d ₁	l ₁	d ₂	pcs/PU	Item no.	€ / PU
6,3	45	5	1	406.0630	22,55
8,0	45	5	1	406.0800	23,39
10,0	53	6	1	406.1000	28,84
12,5	56	8	1	406.1250	30,39
16,0	63	10	1	406.1600	38,18
20,0	67	10	1	406.2000	53,07
25,0	71	10	1	406.2500	72,37

More precise, more powerful and stronger!

- achieves the best performance in almost all materials and applications
- considerably less feed force required
- up to 60% longer service life
- up to 30% faster countersinking
- extremely quiet running
- optimal and smooth surface
- perfect chip removal

Revolutionary new flute geometries

such as the angle and the radius ensure optimal chip and heat removal and therefore enable high wear resistance. Also, material welding is prevented and countersinking forces are reduced. The variably ground running relief was specially developed and ensures a very quiet countersinking procedure and a perfect surface quality, which guarantees the best results.

3-flat shank

prevents slipping in drill chuck and makes this tool perfectly suitable for use in manual (cordless) power drills.

Standard



Xtreme



Special coating
for an even more extended tool life

Xtreme coated



407

HSS-G Countersink 90°, Xtreme



Execution: 90° HSS-G countersinks according to DIN 335-C, cylindrical shank, robust design with 3 flutes. Due to CBN precision ground geometry very sharp and precise cutting edges.

Application: Ideal for deburring or countersinking of the most commonly used materials. Best results with low rpms.
Material groups : 1.1 - 1.4 / 2.1 - 2.2 / 3.1 / 4.1 - 4.12 / 5.1 / 5.3



d ₁	l ₁	d ₂	Suitable for	pcs/PU	Item no.	€ / PU
6,3	45	5	M3	1	407.0063	23,05
8,3	50	6	M4	1	407.0083	24,96
10,4	50	6	M5	1	407.0104	26,99
12,4	56	8	M6	1	407.0124	28,89
15,0	60	10		1	407.0150	30,76

d ₁	l ₁	d ₂	Suitable for	pcs/PU	Item no.	€ / PU
16,5	60	10	M8	1	407.0165	33,67
20,5	63	10	M10	1	407.0205	43,40
25,0	67	10	M12	1	407.0250	52,97
31,0	71	12	M16	1	407.0310	75,00

900

HSS-G Countersink set 90°, Xtreme, in ABS cassette




Execution: 90° HSS-G countersinks according to DIN 335-C, cylindrical shank, robust design with 3 flutes. Due to CBN precision ground geometry very sharp and precise cutting edges.

Application: Ideal for deburring or countersinking of the most commonly used materials. Best results with low rpms.
Material groups : 1.1 - 1.4 / 2.1 - 2.2 / 3.1 / 4.1 - 4.12 / 5.1 / 5.3

Description	Type	Content	pcs/PU	Item no.	€ / PU
6 piece set HSS-G countersinks	407	1x ø6,3 - 8,3 - 10,4 - 12,4 - 16,5 - 20,5mm	1	900.3001	193,02

HSS-G Countersink 90°, Xtreme, NanoTec-coated



Execution: 90° HSS-G countersinks according to DIN 335-C, cylindrical shank, robust design with 3 flutes. Due to CBN precision ground geometry very sharp and precise cutting edges.

Application: Ideal for deburring or countersinking of the most commonly used materials. Best results with low rpms.
Material groups : 1.1 - 1.4 / 2.1 - 2.2 / 3.1 / 4.1 - 4.12 / 5.1 / 5.3



d ₁	l ₁	d ₂	Suitable for	pcs/PU	Item no.	€ / PU
6,3	45	5	M3	1	407.1063	33,55
8,3	50	6	M4	1	407.1083	37,26
10,4	50	6	M5	1	407.1104	38,00
12,4	56	8	M6	1	407.1124	45,25
15,0	60	10		1	407.1150	46,22

d ₁	l ₁	d ₂	Suitable for	pcs/PU	Item no.	€ / PU
16,5	60	10	M8	1	407.1165	52,54
20,5	63	10	M10	1	407.1205	65,22
25,0	67	10	M12	1	407.1250	78,89
31,0	71	12	M16	1	407.1310	96,11

HSS-G Countersink set 90°, Xtreme, NanoTec-coated, in ABS cassette




Execution: 90° HSS-G countersinks according to DIN 335-C, cylindrical shank, robust design with 3 flutes. Due to CBN precision ground geometry very sharp and precise cutting edges.

Application: Ideal for deburring or countersinking of the most commonly used materials. Best results with low rpms.
Material groups : 1.1 - 1.4 / 2.1 - 2.2 / 3.1 / 4.1 - 4.12 / 5.1 / 5.3

Description	Type	Content	pcs/PU	Item no.	€ / PU
6 piece set HSS-G countersinks, coated	407	1x ø6,3 - 8,3 - 10,4 - 12,4 - 16,5 - 20,5mm	1	900.3002	282,04

409 HSS Countersink 120°




Execution: 120° HSS-G countersinks, shape C, cylindrical shank, robust design with 3 flutes. Due to CBN precision ground geometry very sharp and precise cutting edges.

Application: Ideal for deburring or countersinking of the most commonly used materials. Best results with low rpms.
Material groups : 1.1 - 1.4 / 2.1 - 2.2 / 3.1 / 4.1 - 4.12 / 5.1 / 5.3

d ₁	l ₁	d ₂	pcs/PU	Item no.	€ / PU
6,3	45	5	1	409.0630	29,62
8,3	50	6	1	409.0830	30,39
10,4	50	6	1	409.1040	34,35
12,4	56	8	1	409.1240	37,39
16,5	63	10	1	409.1650	49,12
20,5	67	10	1	409.2050	69,47
25,0	71	10	1	409.2500	91,94

413 HSS Countersink 90°, 1 flute

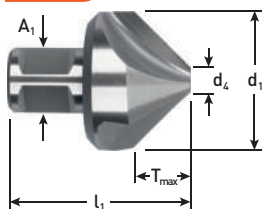


Execution: 90° HSS-G countersinks, shape C, cylindrical shank, robust design with 1 flute. Due to CBN precision ground geometry very sharp and precise cutting edges.

Application: Ideal for deburring or countersinking of the most commonly used materials. Best results with low rpms.
Material groups : 1.1 - 1.4 / 2.1 - 2.2 / 3.1 / 4.1 - 4.12 / 5.1 / 5.3

d ₁	l ₁	d ₂	pcs/PU	Item no.	€ / PU
6,0	45	5	1	413.0600	23,39
8,0	50	6	1	413.0800	24,89
10,0	50	6	1	413.1000	26,50
12,0	56	8	1	413.1200	32,74
16,0	60	10	1	413.1600	36,53
20,0	63	10	1	413.2000	47,57
25,0	67	10	1	413.2500	60,06
30,0	71	12	1	413.3000	63,90

538 HSS-E Countersink 90°, weldon 19mm



Execution: HSS-E countersinks, 90°, CBN ground cutting edges and flutes for extremely stable countersinking/chamfering applications. With WELDON 19mm shank.

Application: For magnetic core drills or drill presses with either WELDON-type spindle mount or morse taper spindle mount in conjunction with an appropriate adapter.
For drilling in most commonly used materials such as construction steels, mild steels and alloyed steels.

d ₁	l ₁	d ₄	T _{max}	A ₁	pcs/PU	Item no.	€ / PU
25	43	4	10	WLD 19	1	538.9325	35,87
30	47	4	13	WLD 19	1	538.9330	45,14
40	52	7	16	WLD 19	1	538.9340	64,55
55	63	9	23	WLD 19	1	538.9355	120,28

415 Universal handle



Execution: Ergonomically designed handles for manual deburring operations. For countersinks with ø8 or ø10mm cylindrical shanks.

Application: Manually deburring of holes.

d ₁	l ₁	pcs/PU	Item no.	€ / PU
8	113	1	415.0800	27,29
10	113	1	415.1000	33,56

HSS-G Countersink with handle



HSS
G

Execution: 90° HSS-G Hand deburrers with countersinks according to DIN 335-C, robust design with 3 flutes with a fixed ergonomically designed handle.
The countersink tool bit is NOT replaceable!

Application: Manually deburring of holes.
Material groups : 1.1 - 1.4 / 2.1 - 2.2 / 3.1 / 4.1 - 4.12 / 5.1 / 5.3

d ₁	l ₁	pcs/PU	Item no.	€ / PU
12,4	130	1	415.1240	42,06
15,0	150	1	415.1500	43,68
16,5	150	1	415.1650	46,01
20,5	150	1	415.2050	53,78
25,0	150	1	415.2500	61,62

417

HSS-E Cross hole countersink 90°



HSS
Co5%



Execution: 90° HSS-E cross hole countersinks, cylindrical shank. Chip evacuation through cross hole avoids chips getting stuck between cutter and workpiece.

Application: Ideal for deburring or countersinking of the most commonly used materials. Best results with low rpms.
Material groups : 1.1 - 1.4 / 2.1 - 2.2 / 3.1 / 4.1 - 4.12 / 5.1 / 5.3

d (min-max)	d ₁	l ₁	d ₂	pcs/PU	Item no.	€ / PU
1 - 4	6,35	45	6,35	1	417.0001	34,61
2 - 5	10	45	6	1	417.0005	22,55
5 - 10	14	48	8	1	417.0010	27,29
10 - 15	21	65	10	1	417.0015	46,01
15 - 20	28	85	12	1	417.0020	77,13
20 - 25	35	102	15	1	417.0025	127,07
25 - 30	44	115	15	1	417.0030	219,80
35 - 40	53	136	15	1	417.0040	565,08
40 - 50	64	166	18	1	417.0050	565,08

900

HSS-E Cross hole countersink set 90°, in ABS-cassette



Execution: 90° HSS-E cross hole countersinks, cylindrical shank. Chip evacuation through cross hole avoids chips getting stuck between cutter and workpiece.

Application: Ideal for deburring or countersinking of the most commonly used materials. Best results with low rpms.
Material groups : 1.1 - 1.4 / 2.1 - 2.2 / 3.1 / 4.1 - 4.12 / 5.1 / 5.3

Description	Type	Content	pcs/PU	Item no.	€ / PU
4 piece set cross hole countersinks	417	1x ø10 - 14 - 21 - 28mm	1	900.3007	143,11

418

HSS-G Counterbore, fine tolerance



Execution: HSS-G counterbores, 180°, according to DIN 373, cylindrical shank and fixed pilot tip. For through holes.

Application: For countersinking all types of cylinder head screws and nuts. Best results with low rpms. Material groups : 1.1 - 1.4 / 2.1 - 2.2 / 3.1 / 4.1 - 4.12 / 5.1 / 5.3

Suitable for	d ₁	d ₄	l ₁	d ₂	pcs/PU	Item no.	€ / PU
M3	6	3,2	71	5	1	418.0002	31,17
M4	8	4,3	71	5	1	418.0004	31,99
M5	10	5,3	80	8	1	418.0006	32,87
M6	11	6,4	80	8	1	418.0008	36,98
M8	15	8,4	100	12,5	1	418.0010	45,98
M10	18	10,5	100	12,5	1	418.0012	50,89
M12	20	13,0	100	12,5	1	418.0014	55,87

HSS-G Counterbore, medial tolerance



Execution: HSS-G counterbores, 180°, according to DIN 373, cylindrical shank and fixed pilot tip. For through holes.

Application: For countersinking all types of cylinder head screws and nuts. Best results with low rpms. Material groups : 1.1 - 1.4 / 2.1 - 2.2 / 3.1 / 4.1 - 4.12 / 5.1 / 5.3

Suitable for	d ₁	d ₄	l ₁	d ₂	pcs/PU	Item no.	€ / PU
M3	6	3,4	71	5	1	418.0020	31,17
M4	8	4,5	71	5	1	418.0022	31,99
M5	10	5,5	80	8	1	418.0024	32,87
M6	11	6,6	80	8	1	418.0026	36,98
M8	15	9,0	100	12,5	1	418.0028	45,98
M10	18	11,0	100	12,5	1	418.0030	50,89
M12	20	13,5	100	12,5	1	418.0032	55,87

HSS-G Counterbore, core holes



Execution: HSS counterbores, 180°, according to DIN 373, cylindrical shank and fixed pilot tip. For core holes (same as the pre-tap diameter for metric threads).

Application: For countersinking all types of cylinder head screws and nuts. Best results with low rpms. Material groups : 1.1 - 1.4 / 2.1 - 2.2 / 3.1 / 4.1 - 4.12 / 5.1 / 5.3

Suitable for	d ₁	d ₄	l ₁	d ₂	pcs/PU	Item no.	€ / PU
M3	6	2,5	71	5	1	418.0040	31,17
M4	8	3,3	71	5	1	418.0042	31,99
M5	10	4,2	80	8	1	418.0044	32,87
M6	11	5,0	80	8	1	418.0046	36,98
M8	15	6,8	100	12,5	1	418.0048	45,98
M10	18	8,5	100	12,5	1	418.0050	50,89
M12	20	10,2	100	12,5	1	418.0052	55,87

900

HSS-G Counterbore set, in ABS cassette



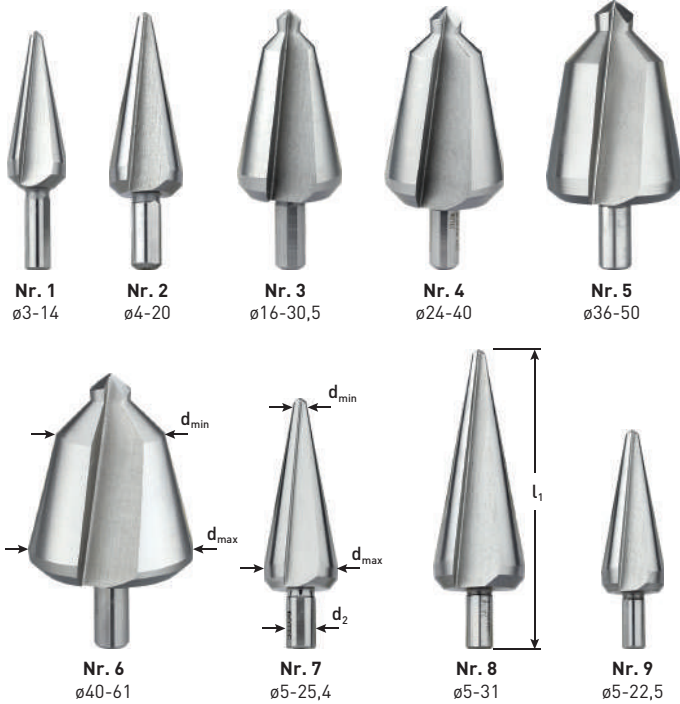
Execution: HSS-G counterbores, 180°, according to DIN 373, cylindrical shank and fixed pilot tip. For through holes.

Application: For countersinking all types of cylinder head screws and nuts. Best results with low rpms. Material groups : 1.1 - 1.4 / 2.1 - 2.2 / 3.1 / 4.1 - 4.12 / 5.1 / 5.3

Description	Type	Content	pcs/PU	Item no.	€ / PU
6 piece counterbore set, fine	418	1x M3, M4, M5, M6, M8 and M10	1	900.3050	221,53
6 piece counterbore set, medial	418	1x M3, M4, M5, M6, M8 and M10	1	900.3052	221,53
6 piece counterbore set, core holes	418	1x M3, M4, M5, M6, M8 and M10	1	900.3054	217,69

420

HSS Tube & sheet drill bit



Execution: HSS tube & sheet drill bits with cylindrical shank. Split-point according to DIN1412-C. Cone shaped back-end of the tool facilitates easy withdrawal of the tool after having punctured sheet metal with the tool's widest diameter.

Application: Ideal tool for automotive, electrical, aviation, machine building industry, switchboards and plumbers. Stepless centring, drilling and boring without deformation of the workpiece.
Material groups : 1.1 - 1.3 / 4.1 / 4.4 - 4.6 / 4.9 - 4.11 - 4.12

Nr.	d (min-max)	l ₁	d ₂	pcs/PU	Item no.	€ / PU
1	3 - 14	58	6	1	420.0001	23,26
2	5 - 20	71	8	1	420.0002	34,14
3	16 - 30,5	76	8	1	420.0003	61,94
4	24 - 40	89	10	1	420.0004	124,70
5	36 - 50	97	12	1	420.0005	185,84
6	40 - 61	103	13	1	420.0006	263,88
7	5 - 25,4	87	10	1	420.0007	65,05
8	5 - 31	103	9	1	420.0008	80,17
9	5 - 22,5	79	8	1	420.0009	48,21

900

HSS Tube & sheet drill bit set, in ABS cassette



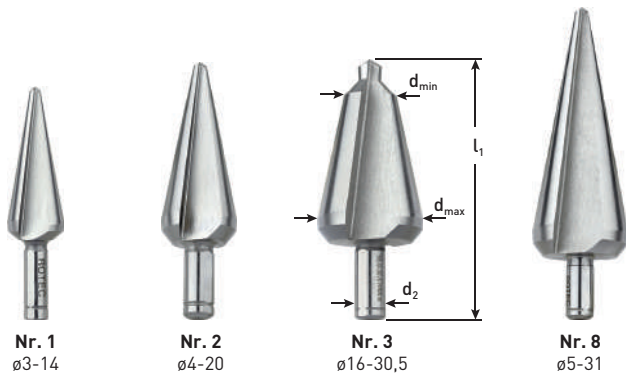
Execution: HSS tube & sheet drill bits with cylindrical shank. Split-point according to DIN1412-C. Cone shaped back-end of the tool facilitates easy withdrawal of the tool after having punctured sheet metal with the tool's widest diameter.

Application: Ideal tool for automotive, electrical, aviation, machine building industry, switchboards and plumbers. Stepless centring, drilling and boring without deformation of the workpiece.
Material groups : 1.1 - 1.3 / 4.1 / 4.4 - 4.6 / 4.9 - 4.11 - 4.12

Description	Type	Content	pcs/PU	Item no.	€ / PU
3 piece tube & sheet drill bit set	420	Nr. 1, 2 and 3 / 1 piece each.	1	900.3020	127,66

420

HSS-E Tube & sheet drill bit

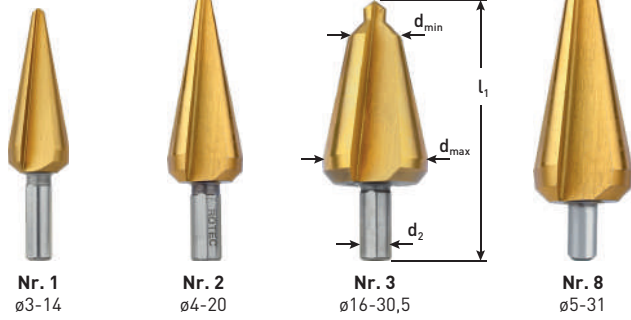


Execution: HSS-E tube & sheet drill bits with cylindrical shank. Split-point according to DIN1412-C. Cone shaped back-end of the tool facilitates easy withdrawal of the tool after having punctured sheet metal with the tool's widest diameter.

Application: Ideal tool for automotive, electrical, aviation, machine building industry, switchboards and plumbers. Stepless centring, drilling and boring without deformation of the workpiece.
Material groups : 1.1 - 1.3 / 2.1 - 2.2 / 4.1 / 4.4 - 4.6 / 4.9 - 4.11 - 4.12

Nr.	d (min-max)	l ₁	d ₂	pcs/PU	Item no.	€ / PU
1	3 - 14	58	6	1	420.0101	32,94
2	5 - 20	71	8	1	420.0102	48,21
3	16 - 30,5	76	9	1	420.0103	87,11
8	5 - 31	103	9	1	420.0108	111,64

HSS Tube & sheet drill bit, coated (TiN)



Execution: HSS tube & sheet drill bits with cylindrical shank. Split-point according to DIN1412-C. Cone shaped back-end of the tool facilitates easy withdrawal of the tool after having punctured sheet metal with the tool's widest diameter. TiN-coated for increased tool life.

Application: Ideal tool for automotive, electrical, aviation, machine building industry, switchboards and plumbers. Stepless centring, drilling and boring without deformation of the workpiece.
Material groups : 1.1 - 1.3 / 4.1 / 4.4 - 4.6 / 4.9 - 4.11 - 4.12

Nr.	d (min-max)	l ₁	d ₂	pcs/PU	Item no.	€ / PU
1	3 - 14	58	6	1	420.1001	43,56
2	5 - 20	71	8	1	420.1002	62,71
3	16 - 30,5	76	9	1	420.1003	130,87
8	5 - 31	103	9	1	420.1008	146,89

900

HSS Tube & sheet drill bit set, coated (TiN), in ABS cassette



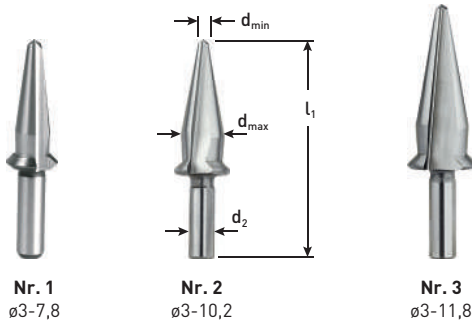
Execution: HSS tube & sheet drill bits with cylindrical shank. Split-point according to DIN1412-C. Cone shaped back-end of the tool facilitates easy withdrawal of the tool after having punctured sheet metal with the tool's widest diameter. TiN-coated for increased tool life.

Application: Ideal tool for automotive, electrical, aviation, machine building industry, switchboards and plumbers. Stepless centring, drilling and boring without deformation of the workpiece.
Material groups : 1.1 - 1.3 / 4.1 / 4.4 - 4.6 / 4.9 - 4.11 - 4.12

Description	Type	Content	pcs/PU	Item no.	€ / PU
3 piece TiN-coated tube & sheet drill bit set	420.1xxx	Nr. 1, 2 and 3 (TiN-coated) / 1 piece each.	1	900.3025	363,54

422

HSS Tube & sheet drill bit, with stopper




Execution: HSS tube & sheet drill bits with stopper and spot facer for cavity sealing. With split-point according to DIN1412-C and 3-flat cylindrical shank.

Application: Ideal tool for automotive, electrical, aviation, machine building industry, switchboards and plumbers. Stepless centring, drilling and boring without deformation of the workpiece.
Material groups : 1.1 - 1.3 / 4.1 / 4.4 - 4.6 / 4.9 - 4.11 - 4.12

Nr.	d (min-max)	l ₁	d ₂	pcs/PU	Item no.	€ / PU
1	3 - 7,8	48	6	1	422.0001	43,56
2	3 - 10,2	52	6	1	422.0002	40,57
3	3 - 11,8	56	6	1	422.0003	42,86

423

HSS Tube & sheet drill bit, 1/4" bit shank




Execution: HSS tube & sheet drill bits with 1/4" hexagon shank. Split-point according to DIN1412-C. Cone shaped back-end of the tool facilitates easy withdrawal of the tool after having punctured sheet metal with the tool's widest diameter.

Application: Ideal tool for automotive, electrical, aviation, machine building industry, switchboards and plumbers. Stepless centering, drilling and boring without deformation of the workpiece.
Material groups : 1.1 - 1.3 / 4.1 / 4.4 - 4.6 / 4.9 - 4.11 - 4.12

Nr.	d (min-max)	l ₁	d ₂	pcs/PU	Item no.	€ / PU
2	5 - 20	78	1/4"	1	423.0002	49,73

425

HSS Step drill bit




Nr. 0/5



Nr. 0/9




Nr. 1



Nr. 2




Nr. 3



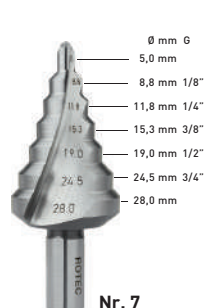
Nr. 4




Nr. 5



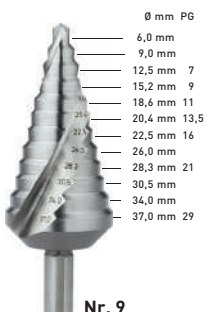
Nr. 6



Nr. 7



Nr. 8



Nr. 9

Execution: HSS step drill bits with spiral flutes, split-point according to DIN1412-C and a 3-flat cylindrical shank. Optimized chip-flow, also of non-breaking chips, protects cuttings edges and guarantees a smooth and high-performance cutting process.

Application: Suitable for most common materials. Steel sheet material up to 4mm thickness. Increase tool life considerably with Rotec cutting oil RS50 or Rotec cutting paste.
Material groups : 1.1 - 1.3 / 4.1 - 4.12

Nr.	d (min-max)	Z _T	l ₁	d ₂	pcs/PU	Item no.	€ / PU
0/5	4 - 12	5	65	6	1	425.0005	38,35
0/9	4 - 12	9	65	6	1	425.0009	34,52
1	4 - 20	9	75	8	1	425.0010	50,68
2	4 - 30	14	100	10	1	425.0020	97,89
3	6 - 38	12	100	10	1	425.0030	137,39
4	6 - 26,75	8	75	10	1	425.0040	75,91
5	4 - 39	13	107	10	1	425.0050	155,79
6	6 - 32	8	75	10	1	425.0060	134,63
7	5 - 28	7	69	10	1	425.0070	67,39
8	6 - 30,5	9	80	10	1	425.0080	86,19
9	6 - 37	12	100	10	1	425.0090	124,79
13	6 - 40	12	100	10	1	425.0100	323,48

900


HSS Step drill bit set, in ABS cassette



Execution: HSS step drill bits with spiral flutes, split-point according to DIN1412-C and a 3-flat cylindrical shank. Optimized chip-flow, also of non-breaking chips, protects cuttings edges and guarantees a smooth and high-performance cutting process.

Application: Suitable for most common materials. Steel sheet material up to 4mm thickness. Increase tool life considerably with Rotec cutting oil RS50 or Rotec cutting paste.
Material groups : 1.1 - 1.3 / 4.1 - 4.12

Description	Type	Content	pcs/PU	Item no.	€ / PU
3 piece step drill bit set	425	Nr. 0/9, 1 and 2 / 1 pc each.	1	900.3030	200,28




Execution: HSS-E step drill bits with spiral flutes, split-point according to DIN1412-C and a 3-flat cylindrical shank. Optimized chip-flow, also of non-breaking chips, protects cuttings edges and guarantees a smooth and high-performance cutting process.

Application: Suitable for most common materials. Steel sheet material up to 4mm thickness. Increase tool life considerably with Rotec cutting oil RS50 or Rotec cutting paste. Material groups : 1.1 - 1.3 / 2.1 - 2.2 / 4.1 - 4.12

Nr.	d (min-max)	Z _T	l ₁	d ₂	pcs/PU	Item no.	€ / PU
0/9	4 - 12	9	65	6	1	425.0109	50,91
1	4 - 20	9	75	8	1	425.0110	75,12
2	4 - 30	14	100	10	1	425.0120	144,78
3	6 - 38	12	100	10	1	425.0130	186,91
9	6 - 37	12	100	10	1	425.0190	184,75

HSS Step drill bit, coated (TiN)




Execution: HSS step drill bits with spiral flutes, split-point according to DIN1412-C and a 3-flat cylindrical shank. Optimized chip-flow, also of non-breaking chips, protects cuttings edges and guarantees a smooth and high-performance cutting process. TiN-coating for increased tool-life.

Application: Suitable for most common materials. Steel sheet material up to 4mm thickness. Increase tool life considerably with Rotec cutting oil RS50 or Rotec cutting paste. Material groups : 1.1 - 1.3 / 4.1 - 4.12

Nr.	d (min-max)	Z _T	l ₁	d ₂	pcs/PU	Item no.	€ / PU
0/9	4 - 12	9	65	6	1	425.0209	48,33
1	4 - 20	9	75	8	1	425.0210	70,95
2	4 - 30	14	100	10	1	425.0220	137,05
3	6 - 38	12	100	10	1	425.0230	192,35

HSS Step drill bit, coated (TiAlN)



Execution: HSS step drill bits with spiral flutes, split-point according to DIN1412-C and a 3-flat cylindrical shank. Optimized chip-flow, also of non-breaking chips, protects cuttings edges and guarantees a smooth and high-performance cutting process. TiAlN-coating for increased tool-life.

Application: Suitable for most common materials. Steel sheet material up to 4mm thickness. Increase tool life considerably with Rotec cutting oil RS50 or Rotec cutting paste. Material groups : 1.1 - 1.3 / 4.1 - 4.12

Nr.	d (min-max)	Z _T	l ₁	d ₂	pcs/PU	Item no.	€ / PU
0/9	4 - 12	9	65	6	1	425.0309	51,78
1	4 - 20	9	75	8	1	425.0310	76,02
2	4 - 30	14	100	10	1	425.0320	146,84
3	6 - 38	12	100	10	1	425.0330	206,09

HSS Step drill bit IMPACT, coated (TiAlN)



Execution: HSS-TiAlN coated IMPACT with 1/4" HEX shank, Optimized chip-flow, also of non-breaking chips, protects cuttings edges and guarantees a smooth and high-performance cutting process. TiAlN-coating for increased tool-life.

Application: Suitable for most common materials. Steel sheet material up to 4mm thickness. Increase tool life considerably with Rotec cutting oil RS50 or Rotec cutting paste. Material groups : 1.1 - 1.3 / 4.1 - 4.12

Nr.	d (min-max)	Z _T	l ₁	d ₂	pcs/PU	Item no.	€ / PU
1	4 - 20	9	75	1/4"	1	425.0410	79,82
2	4 - 30	14	100	1/4"	1	425.0420	154,18

HSS Step drill bit (<2mm)

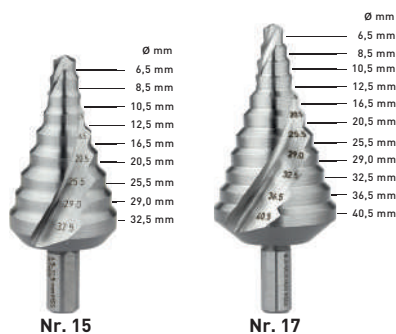


Execution: HSS step drill bits with spiral flutes, split-point according to DIN1412-C and a 3-flat cylindrical shank. Thanks to 2.0mm step height ideal for the switchboard producing industry and for use on thin sheets in general.

Application: Suitable for most common materials. Steel sheet material up to 2mm thickness. Increase tool life considerably with Rotec cutting oil RS50 or Rotec cutting paste.
Material groups : 1.1 - 1.3 / 2.1 - 2.2 / 4.1 - 4.12

Nr.	d (min-max)	Z _T	l ₁	d ₂	pcs/PU	Item no.	€ / PU
0/9	4 - 12	9	48	6	1	426.0001	43,03
1	4 - 20	9	58	8	1	426.0002	54,04
2	4 - 30	14	72	10	1	426.0003	75,12

HSS Step drill bit, for metric cable connectors, through holes

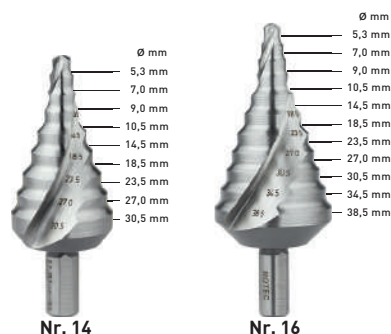


Execution: HSS step drill bits with spiral flutes, split-point according to DIN1412-C and a 3-flat cylindrical shank. Specifically designed for metric cable connectors, through holes, according to DIN/EN 50262.

Application: Suitable for most common materials. Steel sheet material up to 2mm thickness. Increase tool life considerably with Rotec cutting oil RS50 or Rotec cutting paste.
Material groups : 1.1 - 1.3 / 2.1 - 2.2 / 4.1 - 4.12

Nr.	d (min-max)	Z _T	l ₁	d ₂	pcs/PU	Item no.	€ / PU
15	6,5 - 32,5	9	79	10	1	426.0011	121,35
17	6,5 - 40,5	11	96	10	1	426.0012	144,78

HSS Step drill bit, for metric cable connectors, core holes



Execution: HSS step drill bits with spiral flutes, split-point according to DIN1412-C and a 3-flat cylindrical shank. Specifically designed for metric cable connectors, core holes, according to DIN/EN 50262.

Application: Suitable for most common materials. Steel sheet material up to 4mm thickness. Increase tool life considerably with Rotec cutting oil RS50 or Rotec cutting paste.
Material groups : 1.1 - 1.3 / 2.1 - 2.2 / 4.1 - 4.12

Nr.	d (min-max)	Z _T	l ₁	d ₂	pcs/PU	Item no.	€ / PU
14	5,3 - 30,5	9	79	10	1	426.0013	118,99
16	5,3 - 38,5	11	96	10	1	426.0014	143,22

HSS Step drill bit, imperial sizes




Execution: HSS step drill bits with straight flutes, cylindrical shank. Specifically designed for guardrail assembly.

Application: Suitable for most common materials. Steel sheet material up to 2mm thickness. Increase tool life considerably with Rotec cutting oil RS50 or Rotec cutting paste.
Material groups : 1.1 - 1.3 / 2.1 - 2.2 / 4.1 - 4.12

Nr.	d (min-max)	Z _T	l ₁	d ₂	pcs/PU	Item no.	€ / PU
3	1/4" - 3/4"	9	70	3/8"	1	426.0520	88,55

427

HSS-E Spot weld drill bit



Execution: HSS-E spot weld drill bits, cylindrical shank, very robust design. Specifically designed for drilling spot welds and other difficult drilling applications on sheet materials with (cordless) portable drills.

Application: Burr-free drilling on sheet materials (steel, brass, aluminium, zinc, copper and plastics) without spotting, removal of spot-welds.

d ₁	l ₁	Material	pcs/PU	Item no.	€ / PU
6	66	HSS-E	1	427.0600	10,97
6,5	40	HSS-E	1	427.0651	27,98
8	79	HSS-E	1	427.0800	11,69
8	40	HSS-E	1	427.0801	14,57

HSS-E Spot weld drill bit, coated (TiAlN)




Execution: HSS-E spot weld drill bits, cylindrical shank, very robust design. Specifically designed for drilling spot welds and other difficult drilling applications on sheet materials with (cordless) portable drills.

Application: Burr-free drilling on sheet materials (steel, brass, aluminium, zinc, copper and plastics) without spotting, removal of spot-welds.

d ₁	l ₁	Material	pcs/PU	Item no.	€ / PU
8	79	HSS-E	1	427.0800T	24,54


ROTEC Carbide burrs | A perfect cut for every application!




430

Carbide bur, cylinder, shape A (ZYA)

Execution: Carbide rotary burrs, cylinder shape, without end cut, in different cuts. Shape A (ISO: ZYA).



Double cut (Z6)



Spiral cut (Z3)




ALU-cut (Z1)



STEEL-cut (Z7)




INOX-cut (Z9)



d ₁	l ₁	l ₂	d ₂	Z _f	pcs/PU	Item no.	€/PU
2	38	11	3	Z6	1	430.0201	12,51
3	38	14	3	Z6	1	430.0301	12,51
4	50	13	4	Z6	1	430.0401	20,47
6	50	18	6	Z6	1	430.0601	21,39
6	100	18	6	Z6	1	430.0641	57,01
6	150	18	6	Z6	1	430.0651	87,64
8	64	19	6	Z6	1	430.0801	28,01
9,6	64	19	6	Z6	1	430.1001	30,09
9,6	172	19	6	Z6	1	430.1061	58,75
12,7	70	25	6	Z6	1	430.1301	46,98
12,7	178	25	6	Z6	1	430.1361	83,14
16	70	25	6	Z6	1	430.1601	59,24
6	50	18	6	Z3	1	430.0605	21,39
8	64	19	6	Z3	1	430.0805	28,01
9,6	64	19	6	Z3	1	430.1005	30,09
12,7	70	25	6	Z3	1	430.1305	46,98
9,6	64	19	6	Z1	1	430.1002	37,71
12,7	70	25	6	Z1	1	430.1302	58,87
8	64	19	6	Z7	1	430.0807	30,84
9,6	64	19	6	Z7	1	430.1007	33,10
12,7	70	25	6	Z7	1	430.1307	51,68
6	50	18	6	Z9	1	430.0609	25,73
8	64	19	6	Z9	1	430.0809	33,60
9,6	64	19	6	Z9	1	430.1009	36,15
12,7	70	25	6	Z9	1	430.1309	56,36

430

Carbide bur, cylinder with radius, shape AR



Corner radius for stronger edges and more control of the burr when operating.


Execution: With corner radius giving the operator extra control of the tool. The radius avoids "biting" in the material causing the tool to run-off and damage the workpiece.

d ₁	l ₁	l ₂	d ₂	Z _f	pcs/PU	Item no.	€ / PU
3	38	14	3	Z6	1	430.3030	14,34
6	50	18	6	Z6	1	430.3060	24,65
8	65	19	6	Z6	1	430.3080	32,23
10	65	19	6	Z6	1	430.3100	34,66
12	70	25	6	Z6	1	430.3130	54,03
15	70	25	6	Z6	1	430.3150	68,13



431

Carbide bur, cylinder with end cut, shape B (ZYA-S)



Execution: Carbide rotary burrs, cylinder shape, with end cut, in different cuts. Shape B (ISO: ZYA-S).

d ₁	l ₁	l ₂	d ₂	Z _f	pcs/PU	Item no.	€ / PU
2	38	11	3	Z6	1	431.0201	13,77
3	38	14	3	Z6	1	431.0301	13,77
4	50	13	4	Z6	1	431.0401	25,73
6	50	18	6	Z6	1	431.0601	23,51
6	100	18	6	Z6	1	431.0641	62,68
6	150	18	6	Z6	1	431.0651	96,39
8	64	19	6	Z6	1	431.0801	30,78
9,6	64	19	6	Z6	1	431.1001	33,10
9,6	172	19	6	Z6	1	431.1061	64,61
12,7	70	25	6	Z6	1	431.1301	51,68
12,7	178	25	6	Z6	1	431.1361	91,44
16	70	25	6	Z6	1	431.1601	65,18
6	50	18	6	Z3	1	431.0605	23,51
8	64	19	6	Z3	1	431.0805	30,78
9,6	64	19	6	Z3	1	431.1005	33,10
12,7	70	25	6	Z3	1	431.1305	51,68
9,6	64	19	6	Z1	1	431.1002	41,54
12,7	70	25	6	Z1	1	431.1302	64,73
8	64	19	6	Z7	1	431.0807	33,90
9,6	64	19	6	Z7	1	431.1007	36,40
12,7	70	25	6	Z7	1	431.1307	56,86

432

Carbide bur, ball nosed cylinder, shape C (WRC)



Execution: Carbide rotary burrs, cylinder shape, with ball nose, in different cuts. Shape C (ISO: WRC).

Double cut
[Z6]



Spiral cut
[Z3]



ALU-cut
[Z1]



STEEL-cut
[Z7]



INOX-cut
[Z9]




d ₁	l ₁	l ₂	d ₂	Z _f	pcs/PU	Item no.	€ / PU
2	38	11	3	Z6	1	432.0201	12,51
3	38	14	3	Z6	1	432.0301	12,51
6	50	18	6	Z6	1	432.0601	24,91
6	60	19	6	Z6	1	432.0601-60	38,84
6	80	19	6	Z6	1	432.0601-80	48,24
6	100	19	6	Z6	1	432.0601-100	58,99
6	150	19	6	Z6	1	432.0601-150	89,65
8	64	19	6	Z6	1	432.0801	30,47
9,6	64	19	6	Z6	1	432.1001	33,52
9,6	172	19	6	Z6	1	432.1061	55,16
12,7	70	25	6	Z6	1	432.1301	52,67
12,7	178	25	6	Z6	1	432.1361	78,27
16	70	25	6	Z6	1	432.1601	66,30
6	50	18	6	Z3	1	432.0605	24,91
8	64	19	6	Z3	1	432.0805	30,47
9,6	64	19	6	Z3	1	432.1005	33,52
12,7	70	25	6	Z3	1	432.1305	52,67
9,6	64	19	6	Z1	1	432.1002	42,04
12,7	70	25	6	Z1	1	432.1302	66,06
8	64	19	6	Z7	1	432.0807	33,52
9,6	64	19	6	Z7	1	432.1007	36,90
12,7	70	25	6	Z7	1	432.1307	57,99
6	50	18	6	Z9	1	432.0609	29,89
8	64	19	6	Z9	1	432.0809	36,61
9,6	64	19	6	Z9	1	432.1009	40,21
12,7	70	25	6	Z9	1	432.1309	63,25



432

Carbide bur, for locksmiths



Execution: Carbide rotary burrs, cylinder shape, with ball nose, in different cuts. Shape C (ISO: WRC).

Double cut
[Z6]



d ₁	l ₁	l ₂	d ₂	Z _f	pcs/PU	Item no.	€ / PU
2	38	11	3	Z6	1	432.0201	12,51
3	38	14	3	Z6	1	432.0301	12,51
6	50	18	6	Z6	1	432.0601	24,91
6	60	19	6	Z6	1	432.0601-60	38,84
6	80	19	6	Z6	1	432.0601-80	48,24
6	100	19	6	Z6	1	432.0601-100	58,99
6	150	19	6	Z6	1	432.0601-150	89,65



Ideal for locksmiths!!

433

Carbide bur, ball, shape D (KUD)



Execution: Carbide rotary burrs, ball shape, in different cuts. Shape D (ISO: KUD).

Double cut
(Z6)



ALU-cut
(Z1)



STEEL-cut
(Z7)



INOX-cut
(Z9)



d ₁	l ₁	l ₂	d ₂	Z _f	pcs/PU	Item no.	€/ PU
3	38	2,5	3	Z6	1	433.0301	12,51
4	38	3,4	3	Z6	1	433.0401	30,09
6	50	4,7	6	Z6	1	433.0601	22,88
8	52	6	6	Z6	1	433.0801	24,58
9,6	54	8,0	6	Z6	1	433.1001	27,54
9,6	187	8	6	Z6	1	433.1061	47,48
12,7	56	11	6	Z6	1	433.1301	37,16
12,7	164	11	6	Z6	1	433.1361	58,24
16	59	14	6	Z6	1	433.1601	45,99
9,6	54	8,0	6	Z1	1	433.1002	34,47
12,7	56	11	6	Z1	1	433.1302	46,54
16	59	14	6	Z1	1	433.1602	57,60
8	52	6	6	Z7	1	433.0807	27,09
9,6	54	8	6	Z7	1	433.1007	30,28
12,7	56	11	6	Z7	1	433.1307	40,85
6	50	4,7	6	Z9	1	433.0609	27,47
8	52	6	6	Z9	1	433.0809	29,53
9,6	54	8	6	Z9	1	433.1009	33,02
12,7	56	11	6	Z9	1	433.1309	44,54



434

Carbide bur, oval, shape E (TRE)



Execution: Carbide rotary burrs, oval shape, in different cuts. Shape E (ISO: TRE).

Double cut
(Z6)



ALU-cut
(Z1)



STEEL-cut
(Z7)



INOX-cut
(Z9)



d ₁	l ₁	l ₂	d ₂	Z _f	pcs/PU	Item no.	€/ PU
3	38	6	3	Z6	1	434.0301	12,51
6,3	42	9,5	3	Z6	1	434.0601	20,52
6	50	10	6	Z6	1	434.0611	28,01
8	60	15	6	Z6	1	434.0801	30,63
9,6	60	16	6	Z6	1	434.1001	33,52
9,6	168	16	6	Z6	1	434.1061	55,49
12,7	67	22	6	Z6	1	434.1301	49,11
12,7	175	22	6	Z6	1	434.1361	68,83
16	70	25	6	Z6	1	434.1601	68,26
9,6	60	16	6	Z1	1	434.1002	42,04
12,7	67	22	6	Z1	1	434.1302	61,50
12,7	67	22	6	Z7	1	434.1307	54,03
8	60	15	6	Z9	1	434.0809	36,70
9,6	60	16	6	Z9	1	434.1009	40,21
12,7	67	22	6	Z9	1	434.1309	58,92




435

Carbide bur, ball nosed tree, shape F (RBF)



Execution: Carbide rotary burrs, ball nosed tree shape, in different cuts. Shape F (ISO: RBF).

Double cut
(Z6)



Spiral cut
(Z3)



ALU-cut
(Z1)



STEEL-cut
(Z7)



INOX-cut
(Z9)



d ₁	l ₁	l ₂	d ₂	Z _f	pcs/PU	Item no.	€ / PU
3	38	14	3	Z6	1	435.0301	12,51
6	50	18	6	Z6	1	435.0601	26,01
6	150	18	6	Z6	1	435.0661	89,65
8	65	20	6	Z6	1	435.0801	30,63
9,6	64	19	6	Z6	1	435.1001	32,79
9,6	172	19	6	Z6	1	435.1061	52,86
12,7	70	25	6	Z6	1	435.1301	48,53
12,7	178	25	6	Z6	1	435.1361	69,06
16	70	25	6	Z6	1	435.1601	67,00
Spiral cut (Z3)							
6	50	18	6	Z3	1	435.0605	26,01
8	65	20	6	Z3	1	435.0805	30,63
9,6	64	19	6	Z3	1	435.1005	32,79
12,7	70	25	6	Z3	1	435.1305	48,53
ALU-cut (Z1)							
9,6	64	19	6	Z1	1	435.1002	41,12
12,7	70	25	6	Z1	1	435.1302	60,79
16	70	25	6	Z1	1	435.1602	83,95
STEEL-cut (Z7)							
8	65	20	6	Z7	1	435.0807	33,73
9,6	64	19	6	Z7	1	435.1007	36,11
12,7	70	25	6	Z7	1	435.1307	53,36
INOX-cut (Z9)							
6	50	18	6	Z9	1	435.0609	31,22
8	65	20	6	Z9	1	435.0809	36,70
9,6	64	19	6	Z9	1	435.1009	39,36
12,7	70	25	6	Z9	1	435.1309	58,24

F
Shape




436

Carbide bur, pointed tree, shape G (RBG)



Execution: Carbide rotary burrs, pointed tree shape, in different cuts. Shape G (ISO: RBG).

Double cut
(Z6)



Spiral cut
(Z3)



ALU-cut
(Z1)



STEEL-cut
(Z7)



INOX-cut
(Z9)



d ₁	l ₁	l ₂	d ₂	Z _f	pcs/PU	Item no.	€ / PU
3	38	14	3	Z6	1	436.0301	12,51
6	50	18	6	Z6	1	436.0601	26,01
8	64	19	6	Z6	1	436.0801	31,60
9,6	64	19	6	Z6	1	436.1001	35,03
9,6	172	19	6	Z6	1	436.1061	55,49
12,7	64	19	6	Z6	1	436.1301	47,63
12,7	178	25	6	Z6	1	436.1361	68,83
12,7	70	25	6	Z6	1	436.1311	47,63
16	70	25	6	Z6	1	436.1601	66,17
Spiral cut (Z3)							
3	38	14	3	Z3	1	436.0305	12,51
6	50	18	6	Z3	1	436.0605	26,01
8	64	19	6	Z3	1	436.0805	31,60
9,6	64	19	6	Z3	1	436.1005	35,03
12,7	70	25	6	Z3	1	436.1305	47,63
ALU-cut (Z1)							
9,6	64	19	6	Z1	1	436.1002	43,72
12,7	70	25	6	Z1	1	436.1302	59,49
STEEL-cut (Z7)							
8	64	19	6	Z7	1	436.0807	34,78
9,6	64	19	6	Z7	1	436.1007	38,47
12,7	70	25	6	Z7	1	436.1307	52,36
INOX-cut (Z9)							
6	50	18	6	Z9	1	436.0609	31,22
8	64	19	6	Z9	1	436.0809	37,91
9,6	64	19	6	Z9	1	436.1009	41,99
12,7	70	25	6	Z9	1	436.1309	57,12


G
Shape



437

Carbide bur, flame, shape H

Execution: Carbide rotary burrs, flame shape, in different cuts. Shape H.



Double cut
(Z6)



ALU-cut
(Z1)



STEEL-cut
(Z7)



INOX-cut
(Z9)




d ₁	l ₁	l ₂	d ₂	Z _f	pcs/PU	Item no.	€ / PU
3	38	6	3	Z6	1	437.0301	12,51
6	50	14	6	Z6	1	437.0601	26,01
8	64	19	6	Z6	1	437.0801	34,39
8	172	19	6	Z6	1	437.0861	52,74
9,6	65	19	6	Z6	1	437.1001	59,73
12,7	77	32	6	Z6	1	437.1301	70,25
12,7	178	32	6	Z6	1	437.1361	68,83
9,6	65	19	6	Z1	1	437.1002	74,68
12,7	77	32	6	Z1	1	437.1302	87,83
8	64	19	6	Z7	1	437.0807	37,86
12,7	77	32	6	Z7	1	437.1307	77,27
8	64	19	6	Z9	1	437.0809	41,28
9,6	65	19	6	Z9	1	437.1009	71,68
12,7	77	32	6	Z9	1	437.1309	84,33



438

Carbide bur, countersink 60°, shape J (KSJ)

Execution: Carbide rotary burrs, 60° countersink shape, in different cuts. Shape J (ISO: KSJ).



Spiral cut
(Z3)



Double cut
(Z6)




d ₁	l ₁	l ₂	d ₂	Z _f	pcs/PU	Item no.	€ / PU
3	38	2,5	3	Z3	1	438.0305	12,51
9,6	56	8	6	Z3	1	438.1005	29,97
12,7	59	11	6	Z3	1	438.1311	36,40
12,7	59	11	6	Z6	1	438.1301	36,40



438

Carbide bur, countersink 90°, shape K (KSK)

Execution: Carbide rotary burrs, 90° countersink shape, in different cuts. Shape K (ISO: KSK).



Spiral cut
(Z3)



Double cut
(Z6)




d ₁	l ₁	l ₂	d ₂	Z _f	pcs/PU	Item no.	€ / PU
3	38	1,5	3	Z3	1	438.0315	12,51
6	50	3	6	Z3	1	438.0615	22,88
9,6	53	4,7	6	Z3	1	438.1011	29,97
12,7	55	6,3	6	Z3	1	438.1315	36,40
16	57	8	6	Z3	1	438.1611	48,53
9,6	53	4,7	6	Z6	1	438.1001	29,97
16	57	8	6	Z6	1	438.1601	48,53



439

Carbide bur, ball nosed cone, shape L (KEL)



Execution: Carbide rotary burrs, ball nosed cone shape, in different cuts. Shape L (ISO: KEL).

Double cut (Z6)

Spiral cut (Z3)

ALU-cut (Z1)

STEEL-cut (Z7)


INOX-cut (Z9)

d ₁	l ₁	l ₂	d ₂	Z _f	pcs/PU	Item no.	€ / PU
6	50	18	6	Z6	1	439.0601	26,59
8	70	25,4	6	Z6	1	439.0801	34,90
10	65	20	6	Z6	1	439.1001	41,90
9,6	76	30	6	Z6	1	439.1011	41,90
9,6	183	30	6	Z6	1	439.1061	67,49
12,7	77	32	6	Z6	1	439.1301	51,22
12,7	185	32	6	Z6	1	439.1361	75,94
16	78	33	6	Z6	1	439.1601	100,82
8	70	25,4	6	Z3	1	439.0805	34,90
9,6	76	30	6	Z3	1	439.1005	41,90
12,7	77	32	6	Z3	1	439.1305	51,22
9,6	76	30	6	Z1	1	439.1012	52,55
12,7	77	32	6	Z1	1	439.1302	64,17
10	65	20	6	Z7	1	439.1007	46,15
12,7	77	32	6	Z7	1	439.1307	56,36
8	70	25,4	6	Z9	1	439.0809	41,90
10	65	20	6	Z9	1	439.1009	50,37
12,7	77	32	6	Z9	1	439.1309	61,50



440

Carbide bur, cone, shape M (SKM)



Execution: Carbide rotary burrs, cone shape, in different cuts. Shape M (ISO: SKM).

Double cut (Z6)

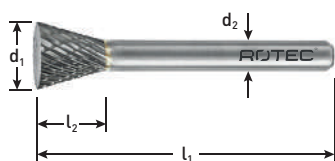
ALU-cut (Z1)

d ₁	l ₁	l ₂	d ₂	Z _f	pcs/PU	Item no.	€ / PU
6,3	49	12,7	3	Z6	1	440.0601	20,52
6	50	20	6	Z6	1	440.0611	26,59
9,6	64	16	6	Z6	1	440.1001	42,04
12,7	71	19	6	Z6	1	440.1301	52,60
9,6	64	16	6	Z1	1	440.1002	52,48
12,7	71	22	6	Z1	1	440.1302	65,80



441

Carbide bur, inverted cone, shape N (WKN)



Execution: Carbide rotary burrs, inverted cone shape, in different cuts. Shape N (ISO: WKN).

Double cut (Z6)

d ₁	l ₁	l ₂	d ₂	Z _f	pcs/PU	Item no.	€ / PU
3	38	4	4	Z6	1	441.0301	12,51
6	50	8	6	Z6	1	441.0601	25,40
12,7	58	12,7	6	Z6	1	441.1301	52,42

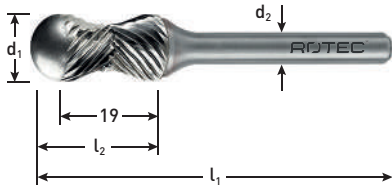


442

Carbide burr, multi-edge, shape X

ROTEC®

Execution: Single cut multi-edge carbide burr with X-design assures perfect guidance along the edges. Can be used on a wide range of materials such as cast iron, cast steel, brass, stainless steel etc.



Spiral cut [Z3]

d ₁	l ₁	l ₂	d ₂	Z _f	pcs/PU	Item no.	€ / PU
12,7	70	25	6	Z3	1	442.2000	86,94


X
Shape

443

Carbide burr, combi, shape DN

ROTEC®

Execution: Single cut carbide Combi-burr combines inverted cone and ball shape into one. Result is a very versatile tool that can be used in many different applications and on a wide range of materials such as cast iron, cast steel, brass, bronze, stainless steel etc.



Spiral cut [Z3]

d ₁	l ₁	l ₂	d ₂	Z _f	pcs/PU	Item no.	€ / PU
12,7	63	20	6	Z6	1	443.1300	61,30

DN
Shape

900

Carbide mini-burr set, in plastic case

ROTEC®

Execution: Miniature carbide burrs, DC (Double cut), shank ø3mm



Double cut
The most versatile cut for rotary burrs. Suitable for almost all applications.

Z6
Universal

Description	Content	Toothing	pcs/PU	Item no.	€ / PU
10 pc set carbide burrs ø3 / Z6	Shape A, B, C, D, E, F, G, H, L and M / 1 piece each	[Z6] Double cut	1	900.3060	135,49

Carbide bur set, 5 pc set, in plastic case



Z6
Universal



Double cut
The most versatile cut for rotary burrs. Suitable for almost all applications.

Z3
Spiral



Single cut
Single spiral cut for the best finishes. Very wide application range.

Z1
ALU



ALU-cut
Sharp geometry and wide chip gullets, specifically for aluminium and other non-ferrous metals.

Z7
STEEL



STEEL-cut
Newly developed cut specifically for steels and cast steels. Achieve very high metal removing rates with excellent tool life!

Z9
INOX



INOX-cut
Newly developed cut specifically for stainless steels offering high metal removing rates, excellent surface finishes and tool life!

Description	Content	Toothing	pcs/PU	Item no.	€ / PU
5 pc set carbide burrs $\varnothing 9,6$ / Z6	Shape B, C, F, G and L / 1 piece each	[Z6] Double cut	1	900.3061	184,24
5 pc set carbide burrs $\varnothing 9,6$ / Z3	Shape B, C, F, G and L / 1 piece each	[Z3] Single cut	1	900.3062	186,44
5 pc set carbide burrs $\varnothing 9,6$ / Z1	Shape B, C, F, G and L / 1 piece each	[Z1] ALU-cut	1	900.3063	243,10
5 pc set carbide burrs $\varnothing 9,6$ / Z7	Shape A, C, F, G and L / 1 piece each	[Z7] STEEL-cut	1	900.3064	198,28
5 pc set carbide burrs $\varnothing 9,6$ / Z9	Shape A, C, F, G and L / 1 piece each	[Z9] INOX-cut	1	900.3065	215,16
5 pc set carbide burrs $\varnothing 12,7$ / Z6	Shape B, C, F, G and L / 1 piece each	[Z6] Double cut	1	900.3066	257,76
5 pc set carbide burrs $\varnothing 12,7$ / Z3	Shape B, C, F, G and L / 1 piece each	[Z3] Single cut	1	900.3067	257,76
5 pc set carbide burrs $\varnothing 12,7$ / Z1	Shape B, C, F, G and L / 1 piece each	[Z1] ALU-cut	1	900.3068	319,96
5 pc set carbide burrs $\varnothing 12,7$ / Z7	Shape A, C, F, G and L / 1 piece each	[Z7] STEEL-cut	1	900.3069	277,29
5 pc set carbide burrs $\varnothing 12,7$ / Z9	Shape A, C, F, G and L / 1 piece each	[Z9] INOX-cut	1	900.3070	301,40

Carbide bur set, 10 pc set, in plastic case



Double cut
The most versatile cut for rotary burrs. Suitable for almost all applications.

Z6
Universal


Description	Content	Toothing	pcs/PU	Item no.	€ / PU
10 pc set carbide burrs $\varnothing 9,6$ and $\varnothing 12,7$ / Z6	Shape B, C, F, G and L / 1 piece each	[Z6] Double cut	1	900.3071	405,50
10 pc set carbide burrs $\varnothing 12,7$ / Z6	Shape A, B, C, D, E, F, G, H, L and M / 1 piece each	[Z6] Double cut	1	900.3072	507,61

431

Carbide bur 'GreenCoat', shape B (ZYA-S)

ROTEC®

Execution: Carbide rotary burrs, cylinder shape, with end cut, in different cuts. Shape B (ISO: ZYA-S).



'GreenCoat' double cut with chipbreaker (Z6X)



B

Shape

Z6X

Universal




d_1	l_1	l_2	d_2	Z_f	pcs/PU	Item no.	€ / PU
9,6	64	19	6	Z6X	1	431.1006	43,59

432

Carbide bur 'GreenCoat', shape C (WRC)

ROTEC®

Execution: Carbide rotary burrs, cylinder shape, with ball nose, in different cuts. Shape C (ISO: WRC).



'GreenCoat' double cut with chipbreaker (Z6X)



C

Shape

Z6X

Universal



d_1	l_1	l_2	d_2	Z_f	pcs/PU	Item no.	€ / PU
9,6	64	19	6	Z6X	1	432.1006	44,12

435

Carbide bur 'GreenCoat', shape F (RBF)

ROTEC®

Execution: Carbide rotary burrs, ball nosed tree shape, in different cuts. Shape F (ISO: RBF).



'GreenCoat' double cut with chipbreaker (Z6X)



F

Shape

Z6X

Universal



d_1	l_1	l_2	d_2	Z_f	pcs/PU	Item no.	€ / PU
9,6	64	19	6	Z6X	1	435.1006	43,10

436

Carbide bur 'GreenCoat', shape G (RBG)

ROTEC®

Execution: Carbide rotary burrs, pointed tree shape, in different cuts. Shape G (ISO: RBG).



'GreenCoat' double cut with chipbreaker (Z6X)



G

Shape


Z6X

Universal




d_1	l_1	l_2	d_2	Z_f	pcs/PU	Item no.	€ / PU
9,6	64	19	6	Z6X	1	436.1006	46,06

439 Carbide bur 'GreenCoat', shape L (KEL)



Execution: Carbide rotary burrs, ball nosed cone shape, in different cuts. Shape L (ISO: KEL).

d ₁	l ₁	l ₂	d ₂	Z _f	pcs/PU	Item no.	€ / PU
10	65	20	6	Z6X	1	439.1006	55,12

'GreenCoat' double cut with chipbreaker (Z6X) 



900 'GreenCoat' carbide bur set, 5 pc set



'GreenCoat' double cut with chipbreaker
 Latest geometry and 'GreenCoat' coating for a

- more than twice the material removal rate compared to other carbide burs with conventional double cut
- long(er) high-performance tool life
- problem-free cutting of cast iron, (stainless) steel and Ni-based steels




Description	Content	Toothing	pcs/PU	Item no.	€ / PU
5 pc set carbide burs ø9,6 / Z6	Shape B, C, F, G and L / 1 piece each	[Z6X] Double cut	1	900.3073	239,78

445

Carbide bur 'OPTI-LINE', shape A (ZYA)

Execution: Carbide rotary burrs, cylinder shape, without end cut. Shape A (ISO: ZYA).




d ₁	l ₁	l ₂	d ₂	Z _f	pcs/PU	Item no.	€ / PU
6	50	18	6	Z6	1	445.01.0601	18,08
8	64	19	6	Z6	1	445.01.0801	17,05
9,6	64	19	6	Z6	1	445.01.1001	22,14
12,7	70	25	6	Z6	1	445.01.1301	34,02

A Shape
Z6 Universal
 **OPTI**

Carbide bur 'OPTI-LINE', shape B (ZYA-S)

Execution: Carbide rotary burrs, cylinder shape, with end cut. Shape B (ISO: ZYA-S).




d ₁	l ₁	l ₂	d ₂	Z _f	pcs/PU	Item no.	€ / PU
6	50	18	6	Z6	1	445.02.0601	18,72
8	64	19	6	Z6	1	445.02.0801	17,71
9,6	64	19	6	Z6	1	445.02.1001	23,08
12,7	70	25	6	Z6	1	445.02.1301	35,32

B Shape
Z6 Universal
 **OPTI**

Carbide bur 'OPTI-LINE', shape C (WRC)

Execution: Carbide rotary burrs, cylinder shape, with ball nose. Shape C (ISO: WRC).




d ₁	l ₁	l ₂	d ₂	Z _f	pcs/PU	Item no.	€ / PU
6	50	18	6	Z6	1	445.03.0601	19,35
6	60	19	6	Z6	1	445.03.0601-060	20,82
8	64	19	6	Z6	1	445.03.0801	15,78
10,0	64	19	6	Z6	1	445.03.1001	21,62
12,7	70	25	6	Z6	1	445.03.1301	32,85

C Shape
Z6 Universal
 **OPTI**

Carbide bur 'OPTI-LINE', for locksmiths

Execution: Carbide rotary burrs, cylinder shape, with ball nose. Shape C (ISO: WRC).




d ₁	l ₁	l ₂	d ₂	Z _f	pcs/PU	Item no.	€ / PU
6	50	18	6	Z6	1	445.03.0601	19,35
6	60	19	6	Z6	1	445.03.0601-060	20,82



C Shape
Z6 Universal
 **OPTI**

Carbide bur 'OPTI-LINE', shape F (RBF)

Execution: Carbide rotary burrs, ball nosed tree shape. Shape F (ISO: RBF).



d ₁	l ₁	l ₂	d ₂	Z _f	pcs/PU	Item no.	€ / PU
6	50	18	6	Z6	1	445.06.0601	19,98
8	65	20	6	Z6	1	445.06.0801	15,39
9,6	64	19	6	Z6	1	445.06.1001	17,43
12,7	70	25	6	Z6	1	445.06.1301	35,34


F
Shape

Z6
Universal

OPTI

Carbide bur 'OPTI-LINE', shape G (RBG)

Execution: Carbide rotary burrs, pointed tree shape. Shape G (ISO: RBG).



d ₁	l ₁	l ₂	d ₂	Z _f	pcs/PU	Item no.	€ / PU
6	50	18	6	Z6	1	445.07.0601	19,98
8	64	19	6	Z6	1	445.07.0801	17,06
9,6	64	19	6	Z6	1	445.07.1001	17,51
12,7	64	25	6	Z6	1	445.07.1301	31,75


G
Shape

Z6
Universal

OPTI

Carbide bur 'OPTI-LINE', shape L (KEL)

Execution: Carbide rotary burrs, ball nosed cone shape. Shape L (ISO: KEL).



d ₁	l ₁	l ₂	d ₂	Z _f	pcs/PU	Item no.	€ / PU
6	50	18	6	Z6	1	445.11.0601	20,61
8	70	25,4	6	Z6	1	445.11.0801	17,86
10	65	20	6	Z6	1	445.11.1001	22,37
12,7	77	32	6	Z6	1	445.11.1301	27,44


L
Shape

Z6
Universal

OPTI

Carbide bur 'OPTI-LINE', shape M (SKM)

Execution: Carbide rotary burrs, cone shape. Shape M (ISO: SKM).



d ₁	l ₁	l ₂	d ₂	Z _f	pcs/PU	Item no.	€ / PU
6,3	49	12,7	3	Z6	1	445.12.0601	18,55
9,6	64	16	6	Z6	1	445.12.1001	18,93
12,7	71	19	6	Z6	1	445.12.1301	23,03

M
Shape

Z6
Universal

OPTI




Description	Content	Toothing	pcs/PU	Item no.	€ / PU
10 pc set carbide burrs $\varnothing 9,6$ and $\varnothing 12,7$ / Z6	Shape B, C, F, G and L / 1 piece each per diameter	[Z6] Double cut	1	445.99.0100	217,10

450

Hand deburrer type EL1100GT

Application: GT "B" set, voor universeel gebruik o.a. metaal en kunststof.



Type	Content	pcs/PU	Item no.	€ / PU
EL1100GT	EL1000GT, B10 en B20	1	450.1000	20,44

Application: GT "E" set, universeel gebruik, voor stevig ontbramen.



Type	Content	pcs/PU	Item no.	€ / PU
EL1200GT	EL1000GT, EL0200GT, E100, E200 E300	1	450.1002	21,21

Application: Voor ontbramen en verzinken van boringen.



Type	Content	pcs/PU	Item no.	€ / PU
EL1300GT	EL1000GT, EL0300GT, C20	1	450.1004	50,24

Application: GT-Maxi-driekantschraper.



Type	Content	pcs/PU	Item no.	€ / PU
EL1601GT	EL1000GT, EL0602GT, T60	1	450.1008	34,69

Application: GT-medium-driekantschraper.



Type	Content	pcs/PU	Item no.	€ / PU
EL1600GT	EL1600GT EL0602GT, T40	1	450.1010	30,77

Application: Plaatontbramer "GT-V": een gunstig en praktisch gereedschap voor ontbramen van plaatmateriaal tussen 1 en 8 mm.



Type	Content	pcs/PU	Item no.	€ / PU
EL1703GT	EL1000GT, EL0701GT, L3	1	450.1022	29,84

Application: Compact-set "GTK": de universele ontbramer!



Type	Content	pcs/PU	Item no.	€ / PU
EL6000GT	EL2100GT, E100, E200, E300	1	450.1024	16,86



Application: Dubbele plaatontbramer: voor dubbelzijdig ontbramen van plaatmateriaal dikte 0-12 mm. Met kunststof handgreep en beschermkap.

Type	Content	pcs/PU	Item no.	€ / PU
DB2000GT	DB-holder + blades GT-N80	1	450.1028	32,89



Application: Snelontbramer. Handzaam ontbraam gereedschap met uitwisselbaar mesje. Zeskant-aluminium handgreep 12 mm met meshouder van staal.

Type	Content	pcs/PU	Item no.	€ / PU
RB1000GT	Hex. 12mm handle, E100	1	450.1030	13,14



Application: Universeel gereedschap met niet uitwisselbare mesje. Zeskant-aluminium handgreep 8 mm met cliphouder.

Type	Content	pcs/PU	Item no.	€ / PU
E01000GT	Hex. 8mm handle, E100	1	450.1032	9,72



Application: Ergonomische softgrip handgreep voor "E" en "B" mesjes.

Type	Content	pcs/PU	Item no.	€ / PU
SG1000GT	Holder SG3000GT, E100S, B10S	1	450.1056	22,74



Application: Deburr both inside and outside edges of tubes. Have 3 cutters. Reamer for aluminum, brass and copper tubing. Made of plastic.

Type	Content	pcs/PU	Item no.	€ / PU
SP81003		1	450.1096	10,35



Application: Mini set "GT-Mini" bestaande uit 3 handontbramers.

Type	Content	pcs/PU	Item no.	€ / PU
FT3000GT	1x FT1200GT (450.1060), 1x FT1100GT (450.1062) and 1x FT1000GT (450.1064)	1	450.1065	34,74



Application: Ideaal voor gelijktijdig ontbramen van beide zijden van het werkstuk.

Type	Content	pcs/PU	Item no.	€ / PU
DB5000	DB holder and V-blade 1-11 mm	1	450.1074	58,23

Hand deburrers set type SG2001GT

GRATTEC



Application: Ergonomische softgrip handgreep met super harde B10 en E100 cobalt mesjes voor roestvaststaal en kunststoffen.

Type	Content	pcs/PU	Item no.	€ / PU
SG2001GT	SG3000GT, 11 x E100S, 11 x B10S	1	450.1081	59,75

Grip type SG3000GT for hand deburrers

GRATTEC



Execution: Ergonomische handgreep met softgrip.
Application: Bestemd voor "E" en "B" mesjes.

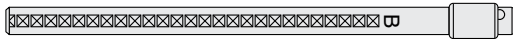
Type	pcs/PU	Item no.	€ / PU
SG3000GT	1	450.1102	17,19



Execution: Universele handgreep voor alle mesjes/houders. Voorzien van ruimte voor reserve mesjes.

Type	pcs/PU	Item no.	€ / PU
EL1000GT	1	450.1108	10,77

Holder type EL0100GT for deburrers



Execution: B-houder. Houder voor mesjes type B (ø 2,6 mm). Lengte 131 mm. Mesje kan 90° worden gedraaid voor het ontbramen van kruisende gaten.

Type	pcs/PU	Item no.	€ / PU
EL0100GT	1	450.1110	9,89



Execution: E-houder. Houder voor mesjes type E (ø 3,2 mm). Lengte 131 mm.

Type	pcs/PU	Item no.	€ / PU
EL0200GT	1	450.1114	9,89



Execution: C-houder. Houder voor mesjes type C met M7 uitwendige draad.

Type	pcs/PU	Item no.	€ / PU
EL0300GT	1	450.1116	9,89



Execution: D-houder, Houder voor GT-D50 en GT-D66 schrapers. Een 3 mm schroefje zorgt voor de borging van het mesje.

Type	pcs/PU	Item no.	€ / PU
EL0500GT	1	450.1120	11,97



Execution: T-Houder. Houder voor GT-T40 en GT-T60 ontbraammesjes.

Type	pcs/PU	Item no.	€ / PU
EL0602GT	1	450.1122	9,89

Blade type GT-B10 for hand deburrers



B10 **HSS** 
R

Application: HSS mesje voor normale ontbraamwerkzaamheden in staal, aluminium en kunststof (ø 2,6 mm).

Type	pcs/PU	Item no.	€ / PU
GT-B10	10	450.5000	21,94



B10 **HSS** 
L

Application: B10L mesje voor linkshandige gebruiker.

Type	pcs/PU	Item no.	€ / PU
GT-B10L *	1	450.5001	3,31

* Phase-out item, available until stock has depleted



B10 **HSS** 
Co R

Application: Super hard B10 (Cobalt) mesje voor roestvaststaal en kunststoffen.

Type	pcs/PU	Item no.	€ / PU
GT-B10S	10	450.5002	24,72



B10 **HSS** 
TiN R

Application: B10 TiN coating voor langere standtijd.

Type	pcs/PU	Item no.	€ / PU
GT-B10 TiN	10	450.5004	52,74



B10 **SC** 
Ultra-Fine R

Application: B10 in volhardmetaal voor gehard staal en diverse kunststoffen.

Type	pcs/PU	Item no.	€ / PU
GT-B10C *	1	450.5008	9,97

* Phase-out item, available until stock has depleted



B20 **SC** 
Ultra-Fine R

Application: Volhardmetaal B20 mesje voor gehard staal en harde kunststoffen.

Type	pcs/PU	Item no.	€ / PU
GT-B20C *	1	450.5012	20,92

* Phase-out item, available until stock has depleted



B30 **HSS** 
R

Application: HSS mesje voor het gelijktijdig verwijderen van binnen- en buitenbramen.

Type	pcs/PU	Item no.	€ / PU
GT-B30	10	450.5014	34,71



B60 **HSS** 
R

Application: HSS mesje voor dwarsboringen op moeilijk te bereiken plaatsen.

Type	pcs/PU	Item no.	€ / PU
GT-B60 *	1	450.5016	9,67

* Phase-out item, available until stock has depleted



E100 **HSS** 
R

Application: HSS mesje voor moeilijke ontbraamwerkzaamheden in staal, aluminium en kunststof (ø 3,2 mm).

Type	pcs/PU	Item no.	€ / PU
GT-E100	10	450.5018	21,94



Application: E100 voor linkshandige gebruikers.

Type	pcs/PU	Item no.	€ / PU
E100L	10	450.5020	40,48



Application: E100 TiN coating voor langere standtijd.

Type	pcs/PU	Item no.	€ / PU
GT-E100T	10	450.5022	54,90



Application: HSS-E mesje voor slijtvastheid.

Type	pcs/PU	Item no.	€ / PU
GT-E100S	10	450.5028	25,75



Application: HSS mesje met heavy duty schacht en fijne snijhoek voor staal en aluminium.

Type	pcs/PU	Item no.	€ / PU
GT-E101 *	10	450.5030	28,84

* Phase-out item, available until stock has depleted



Application: E101 mesje voor linkshandige gebruikers.

Type	pcs/PU	Item no.	€ / PU
GT-E101L *	10	450.5032	39,24

* Phase-out item, available until stock has depleted



Application: E101 TiN gecoat mesje voor extra lange levensduur.

Type	pcs/PU	Item no.	€ / PU
GT-E101T	10	450.5034	54,90



Application: HSS mesje voor moeilijke ontbraamwerkzaamheden in messing en gietijzer. Voor links- en rechtshandig gebruik.

Type	pcs/PU	Item no.	€ / PU
GT-E200	10	450.5038	21,94



Application: Volhardmetaal E200 mesje voor geharde materialen en kunststoffen.

Type	pcs/PU	Item no.	€ / PU
GT-E200C *	10	450.5039	111,14

* Phase-out item, available until stock has depleted



Application: HSS mesje voor gelijktijdig verwijderen van sterke binnen- en buitenbramen in boringen van plaatmaterialen en buizen.

Type	pcs/PU	Item no.	€ / PU
GT-E300	10	450.5044	29,97



Application: HSS mesje voor sterke bramen op gelijke kanten.

Type	pcs/PU	Item no.	€ / PU
GT-E350	10	450.5046	29,97



Application: HSS mesje voor sterke bramen op dwarsboringen.

Type	pcs/PU	Item no.	€ / PU
GT-E600 *	10	450.5048	105,16

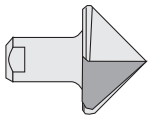
* Phase-out item, available until stock has depleted



Application: HSS 90° verzinker ø 12 mm.

Type	pcs/PU	Item no.	€ / PU
GT-C12 *	1	450.5100	26,76

* Phase-out item, available until stock has depleted



Application: HSS 90° verzinker ø 30 mm.

Type	pcs/PU	Item no.	€ / PU
GT-C30 *	1	450.5104	51,30

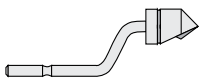
* Phase-out item, available until stock has depleted



Application: Gepatenteerd HSS slinger mesje t.b.v. RotoDrive verzinker diameter 0-3 mm.

Type	pcs/PU	Item no.	€ / PU
GT BC3200 *	1	450.5106	18,29

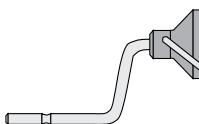
* Phase-out item, available until stock has depleted



Application: Gepatenteerd HSS slinger mesje t.b.v. RotoDrive verzinker diameter 0-10,4 mm.

Type	pcs/PU	Item no.	€ / PU
GT BC1040 *	1	450.5112	23,91

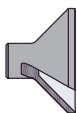
* Phase-out item, available until stock has depleted



Application: Gepatenteerd HSS slinger mesje uitwendige verzinker 4-18 mm.

Type	pcs/PU	Item no.	€ / PU
GT EX2000 *	1	450.5116	23,06

* Phase-out item, available until stock has depleted



Application: Gepatenteerd HSS slinger mesje 28 mm uitwendige verzinker 8-28 mm.

Type	pcs/PU	Item no.	€ / PU
GT EX3001 *	1	450.5118	52,75

* Phase-out item, available until stock has depleted



Application: Voor plaatmateriaal 1-8 mm breed.

Type	pcs/PU	Item no.	€ / PU
GT-L1 *	1	450.5200	3,31

* Phase-out item, available until stock has depleted



D50 HSS

Application: HSS driekantschraper 3,2 x 50 mm voor fijne ontbraam werkzaamheden. Past in de houders EL0500GT en HB1000.

Type	pcs/PU	Item no.	€ / PU
GT-D50	10	450.5300	126,69



D55 SC Ultra-Fine

Application: Volhardmetaal GT-D50 mesje voor D-houder EL0500GT.

Type	pcs/PU	Item no.	€ / PU
GT-D55 *	1	450.5302	28,69

* Phase-out item, available until stock has depleted



T40 HSS

Application: Driekantschraper 5 x 40 mm. Past in de houders EL0602GT en HS2000.

Type	pcs/PU	Item no.	€ / PU
GT-T40 *	1	450.5306	12,50

* Phase-out item, available until stock has depleted



T60 HSS

Application: Driekantschraper 7 x 60 mm. Past in de houders EL0602GT en HS2000.

Type	pcs/PU	Item no.	€ / PU
GT-T60	1	450.5308	18,59



D66 HSS

Application: Haaks gebogen HSS driekantschraper 3,2 x 50 mm voor binnenkant van dwarsboringen. Past in de houders EL0500GT en HB1000.

Type	pcs/PU	Item no.	€ / PU
GT-D66 *	10	450.5310	93,32

* Phase-out item, available until stock has depleted



N80 HSS

Application: Ronde snijmesjes voor dubbel ontbramen. De snijkant is over de hele omvang aan beide zijden. Lange standtijd.

Type	pcs/PU	Item no.	€ / PU
GT-N80	10	450.5400	79,00



N80 M42

Application: Zoals de GT-N80, echter op HRc 68 gehard. Voor roestvaststaal.

Type	pcs/PU	Item no.	€ / PU
GT-N80M4	10	450.5402	102,28

TCT Stud deburrer



Execution: TCT stud deburrer with 1/4" bit shank E6.3 for use in cordless drills.

Application: Suitable for effortless deburring of thread studs with diameters from ø3 to ø20 mm. Also suitable for chamfering pipes, bolts and various other round objects made of steel, stainless steel, cast iron, copper, plastic, etc.

d (min-max)	D (mm)	L (mm)	pcs/PU	Item no.	€ / PU
ø3-20	28	67	1	450.1095	36,00

451

Scriber, in EV-pack

ROTEC®



Execution: Hexagonal shank and CBN precision ground carbide tip.

Type	l ₁	pcs/PU	Item no.	€ / PU
Hex.	150	1	451.0000	3,99

455

Utility knife, Premium

ROTEC®



Application: Premium quality retractable blade utility knife for professionals. The ergonomically designed firm metal handle with anti-slip pad can be opened with a slider on the side. The handle provides storage for spare blades. Exchange blades without tools! Including 2 blades type 1992.

Type	Blades incl.	pcs/PU	Item no.	€ / PU
Premium	2	1	455.0001	23,21

Utility knife, Standard

ROTEC®



Application: Retractable blade utility knife with firm metal handle. The handle provides storage for spare blades. Exchange blades without tools! Including 2 blades type 1992.

Type	Blades incl.	pcs/PU	Item no.	€ / PU
Standard	2	1	455.1001	10,11

Safety knife

ROTEC®



Application: Safety retractable utility blade knife with firm metal handle. The handle provides storage for spare blades. Exchange blades without tools! The blade is extended by operating the slider with the thumb. When the slider is released, the blade automatically retracts into the handle. Including 2 blades type 1992.

Type	Blades incl.	pcs/PU	Item no.	€ / PU
Safety	2	1	455.1003	10,87

Snap-off knife

ROTEC®



Application: Premium quality retractable snap-off utility knife for professionals. Firm metal handle with locking mechanism and blade storage. Including 3 blades (9mm height)

Type	Blades incl.	pcs/PU	Item no.	€ / PU
Premium 9 mm	3	1	455.2001	13,45



Application: Premium quality retractable snap-off utility knife for professionals. Firm metal handle with locking mechanism and blade storage. Including 3 blades (18mm height)

Type	Blades incl.	pcs/PU	Item no.	€ / PU
Premium 18 mm	3	1	455.2003	21,25

456

Snap-off utility knives, 18mm, OPTI-LINE



Execution: Stainless steel retractable utility safety knife for 18mm snap-off blades, impact-resistant ABS grip, including 1 blade with 15 segments.

Remark: Packed per 24 pcs in a carton display.

Type	📦	pcs/PU	Item no.	€ / PU
OPTI-LINE 18 mm	24	1	456.0005	3,36



Execution: Stainless steel retractable utility safety knife for 18mm snap-off blades, impact-resistant ABS 'SOFT-GRIP', including 1 blade with 15 segments.

Packed per 24 pcs in a carton display.

Type	📦	pcs/PU	Item no.	€ / PU
OPTI-LINE 18 mm	24	1	456.0105	4,44



Execution: Stainless steel retractable utility safety knife for 18mm snap-off blades, impact-resistant ABS casing with 'SOFT-GRIP', auto-load system, including 3 blades with 15 segments.

Packed per 12 pcs in a carton display.

Type	📦	pcs/PU	Item no.	€ / PU
OPTI-LINE 18 mm	12	1	456.0205	11,18



Execution: Stainless steel retractable utility safety knife for 18mm snap-off blades, zinc casing, including 1 blade with 15 segments.

Packed per 24 pcs in a carton display.

Type	📦	pcs/PU	Item no.	€ / PU
OPTI-LINE 18 mm	24	1	456.1005	7,31



24x 456.0005



24x 456.0105



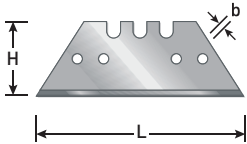
12x 456.0205



24x 456.1005


460

Spare blade, straight



Execution: Blade for professional use in general applications. Short model, regular thickness, ice-hardened steel with 3-facet precision ground cutting edge. Made in Germany. Comparable to Stanley's model 1991. Packed per 5 pieces on a card with handy dispenser.

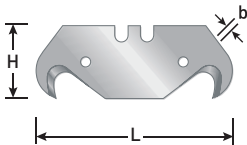
L (mm)	H (mm)	b	pcs/PU	Item no.	€ / PU
50	19	0,43	5	460.0001	1,38



Execution: Blade for professional use in general applications. Long model, extra thick (heavy duty), ice-hardened steel with 3-facet precision ground cutting edge. Made in Germany. Comparable to Stanley's model 1992. Packed per 5 pieces on a card with handy dispenser. Packed per 100 pieces in a tin can.

L (mm)	H (mm)	b	pcs/PU	Item no.	€ / PU
62	19	0,65	5	460.0065	2,19
62	19	0,65	100	460.0070	45,45

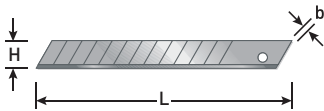
Spare hook blade for utility knives, model 1996



Execution: Hook blade for professional use. Extra thick (heavy duty), ice-hardened steel with 3-facet precision ground cutting edge. Made in Germany. Comparable to Stanley's model 1996. Packed per 5 pieces on a card with handy dispenser. Packed per 100 pieces in a tin can.


L (mm)	H (mm)	b	pcs/PU	Item no.	€ / PU
50	19	0,65	5	460.1005	3,25
50	19	0,65	100	460.1010	65,54

Spare snap-off blade



Execution: Snap-off blade for professional use in general applications. Suitable for all 9mm snap-off utility knives. Each blade has 12 segments. Ice-hardened steel with 3-facet precision ground cutting edge. Made in Germany. Packed per 10 pieces on a card with handy dispenser.

L (mm)	H (mm)	b	pcs/PU	Item no.	€ / PU
80	9	0,4	10	460.2001	4,52



Execution: Snap-off blade for professional use in general applications. Suitable for all 18mm snap-off utility knives. Each blade has 7 segments. Ice-hardened steel with 3-facet precision ground cutting edge. Packed per 10 pieces on a card with handy dispenser. Packed per 100 pieces in a tin can.

L (mm)	H (mm)	b	pcs/PU	Item no.	€ / PU
100	18	0,5	10	460.2010	4,95
100	18	0,5	100	460.2020	55,23

461

Blade for snap-off utility knives 18mm, OPTI-LINE



OPTI



Execution: Snap-off blade for professional use. Suitable for all 18mm snap-off utility knives. Each blade has 15 segments. Ice-hardened steel with 3-facet precision ground cutting edge. 461.0405 : per 10 pcs in a handy reclosable packaging. 461.0406 : per 100 pcs (10 packagings of 10 pcs) in a box.

L (mm)	H (mm)	b	pcs/PU	Item no.	€ / PU
100	18	0,5	10	461.0405	3,87
100	18	0,5	100	461.0406	35,97


465

Pipe cutter, Premium



Application: Mini pipe cutter for professional use. Especially for thin walled pipes made from hard or soft copper, aluminium, brass, plastic, etc. For use in areas with limited working space.

d (min-max)	Type	pcs/PU	Item no.	€ / PU
ø3 - 30	Premium	1	465.0001	23,35



Execution:

1. Spindle with steel bearing
2. Instant-Change-System (ICS) for changing blade without tools
3. Optimized stability due to 4 rollers
4. Removable deburrer
5. Spare blade in knob cap

Application: Pipe cutter for professional use. Feed spindle with steel bearings for fast and easy cutting of pipes made from hard or soft copper, aluminium, brass, plastic, etc. Even for use on thin walled steel pipes.

d (min-max)	Type	pcs/PU	Item no.	€ / PU
ø3 - 35	Premium	1	465.0003	42,06



Application: Pipe cutter for professional use. Feed spindle with steel bearings for fast and easy cutting of pipes made from hard or soft copper, aluminium, brass, plastic, etc. Even for use on thin walled steel pipes. Removable deburring tool and a spare blade in the adjustment knob.

d (min-max)	Type	pcs/PU	Item no.	€ / PU
ø3 - 45	Premium	1	465.0005	46,62



Application: Pipe cutter for professional use with rapid-adjustment. Feed spindle with steel bearings for fast and easy cutting of pipes made from hard or soft copper, aluminium, brass, plastic, etc. Even for use on thin walled steel pipes. Spare blade in the adjustment knob.

d (min-max)	Type	pcs/PU	Item no.	€ / PU
ø6 - 76	Premium	1	465.0007	78,34

Pipe cutter, Standard



Application: Mini pipe cutter in semi-professional quality. Especially for thin walled pipes made from hard or soft copper, aluminium, brass, plastic, etc. For use in areas with limited working space. Spare blade in the adjustment knob.

d (min-max)	Type	pcs/PU	Item no.	€ / PU
ø3 - 16	Standard	1	465.1001	16,25



Application: Pipe cutter in semi-professional quality. Especially for thin walled pipes made from hard or soft copper, aluminium, brass, plastic, etc. For use in areas with limited working space. Spare blade in the adjustment knob.

d (min-max)	Type	pcs/PU	Item no.	€ / PU
ø3 - 30	Standard	1	465.1005	20,65

Spare blade for pipe cutters


Execution: Pipe cutter blades have tight-toleranced cutting edges making them very precise which results in accurate, sharp and smooth cuts.


d (min-max)	Type	pcs/PU	Item no.	€ / PU
ø3 - 45	Blade Universal	1	465.9001	2,42
ø6 - 76	Blade Universal	1	465.9005	2,42
ø3 - 45	Blade Cu/Alu	1	465.9010	2,42
ø6 - 76	Blade Cu/Alu	1	465.9015	2,35
ø3 - 45	Repl. axle	1	465.9020	1,63
ø6 - 76	Repl. axle	1	465.9025	1,75

Pipe deburring tool


Application: Pipe deburring tools for internal and external deburring applications. Plastic casing with 3 hardened steel blades.

d (min-max)	Type	pcs/PU	Item no.	€ / PU
ø4 - 42	SP81003	1	450.1096	10,35

ROTEC[®]

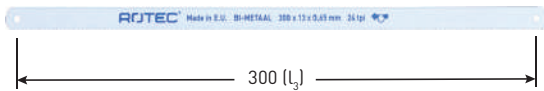


Sawblades

500

Bi-Metal hacksaw blade 12"

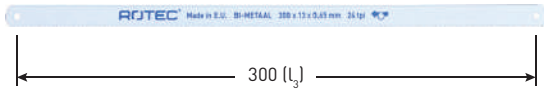
ROTEC®



Execution: Cobalt-alloyed hack saw blade, wave set teeth for clearance, excellent tool life. Packed per 10 pieces in plastic pack.

Application: For sawing the most commonly used materials.

TPI	l_3	pcs/PU	Item no.	€ / PU
18	300	10	500.0018	21,74
24	300	10	500.0024	21,74
32	300	10	500.0032	22,59




Execution: Cobalt-alloyed hack saw blade, wave set teeth for clearance, excellent tool life. Packed per 50 pieces in plastic pack.

Application: For sawing the most commonly used materials.

TPI	l_3	pcs/PU	Item no.	€ / PU
18	300	50	500.1018	97,00
24	300	50	500.1024	97,00
32	300	50	500.1032	97,00

Junior hacksaw blade (baby), in EV-pack

ROTEC®




Execution: HSS Junior hacksaw blade, German top quality, in great demand with the professional plumbers and pipe fitters. Long tool life.

TPI	l_1	pcs/PU	Item no.	€ / PU
32	150	10	500.0100	5,08


Hacksaw frame

ROTEC®



Execution: Junior hacksaw frame. Ergonomically and low weight designed frame with non-slip handle. Thumb-screw tension adjustment. One hacksaw blade is included.

Type	l_3	pcs/PU	Item no.	€ / PU
Junior hacksaw frame	150	1	500.1001	16,42




Execution: Light, ergonomically shaped hack saw frame, aluminum alloy. Blade-change mechanism maintains tension setting. Extremely tight blade setting for clean and straight cuts. 0° and 55° blade setting for flush cuts.

Type	l_3	pcs/PU	Item no.	€ / PU
Hacksaw frame, curved	300	1	500.1011	26,13

503

Shark-Line hand saws




Execution: D-Type [closed] plastic 2 component (2K) handle with soft-grip pad and exchangeable stainless steel saw blade. Saw blade with hardened and 3-facet ground teeth for precise and clean cuts. Quick-change blade replacement is possible.

Type	TPI	l ₃	pcs/PU	Item no.	€ / PU
SL1	14	300	1	503.0001	35,97




Execution: D-Type [closed] plastic 2 component (2K) handle with soft-grip pad and exchangeable stainless steel saw blade. Saw blade with hardened and 3-facet ground teeth for precise and clean cuts. Quick-change blade replacement is possible.

Type	TPI	l ₃	pcs/PU	Item no.	€ / PU
SL2	10	380	1	503.0005	42,83



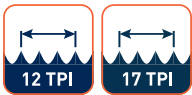
Execution: D-Type [closed] plastic 2 component (2K) handle with soft-grip pad and exchangeable stainless steel saw blade. Saw blade with hardened and 3-facet ground teeth for precise and clean cuts. Quick-change blade replacement is possible.

Type	TPI	l ₃	pcs/PU	Item no.	€ / PU
SL3	17	270	1	503.0010	37,00



Execution: D-Type [closed] plastic 2 component (2K) handle with soft-grip pad and exchangeable stainless steel saw blade. Saw blade with hardened and 3-facet ground teeth for precise and clean cuts. Quick-change blade replacement is possible.

Type	TPI	l ₃	pcs/PU	Item no.	€ / PU
SL4	9	300	1	503.0015	37,00



Execution: Plastic 2 component (2K) handle with soft-grip pad and exchangeable stainless steel saw blade. Double-sided dual-pitch saw blade with induction hardened and 3-facet ground teeth for precise and clean cuts in wood and plastic.

Type	TPI	l ₃	pcs/PU	Item no.	€ / PU
SL5	12+17	240	1	503.0020	46,25



Execution: Folding knife with plastic handle and exchangeable stainless steel saw blade. Induction hardened and 3-facet ground teeth for precise and clean cuts in (garden) wood and plastic.

Type	TPI	l ₃	pcs/PU	Item no.	€ / PU
SL6	9	210	1	503.0025	41,11

Shark-Line hand saw set

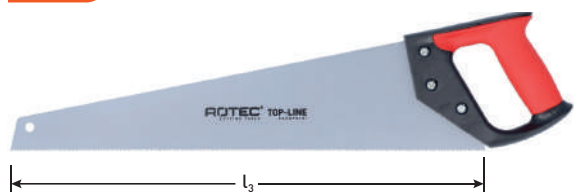


Execution: Affordable set of 1 plastic 2 component (2K) handle with the 3 most popular saw blades (SL1, SL3 and SL4).

Type	Description	Content	pcs/PU	Item no.	€ / PU
SD 134	Shark-Line set	Blades: SL1, SL3 and SL4 / 1 pc each. Handle: 2K Handle / 1 pc.	1	503.9001	90,78

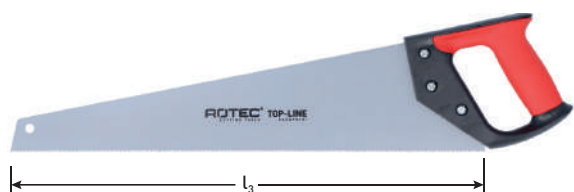
504

Top-Line Hand saws



Execution: High quality classical handsaw. Less friction, more sawing comfort and longer tool life due to wave-set teeth and special coating. Ergonomical handle with cork inlay is suitable for both right- and left-hand use. Tool life increased 6-8 times due to induction hardened teeth.

Type	TPI	l ₃	Execution	pcs/PU	Item no.	€ / PU
TL1/500	7	500	Coated	1	504.0005	30,83



Execution: High quality classical handsaw. Less friction, more sawing comfort and longer tool life due to wave-set teeth and special coating. Ergonomical handle with cork inlay is suitable for both right- and left-hand use. Tool life increased 6-8 times due to induction hardened teeth.

Type	TPI	l ₃	Execution	pcs/PU	Item no.	€ / PU
TL5/500	11	500	Coated	1	504.0010	32,54



Execution: High quality classical handsaw. Less friction, more sawing comfort and longer tool life due to wave-set teeth. Ergonomical handle with cork inlay is suitable for both right- and left-hand use. Tool life increased 6-8 times due to induction hardened teeth.

Type	TPI	l ₃	Execution	pcs/PU	Item no.	€ / PU
TL5/500	7	500	Uncoated	1	504.0015	23,64



Execution: High quality handsaw for insulation materials like styrofoam, rockwool, etc. Special grouped toothing. Ergonomical handle with cork inlay is suitable for both right- and left-hand use.

Type	TPI	l ₃	Execution	pcs/PU	Item no.	€ / PU
TL10/500	14/16	500	Insulation	1	504.0030	18,84



ROTEC Jigsaw blades

Rotec jig saw and reciprocating saw blades
Swiss precision ground blades for the most diversified rang of applications.

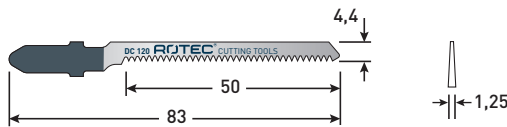


In handy reclosable packaging

Packed in clear plastic reclosable packages with hanging eye for display systems. Compact packaging for easy storing in the saw casing. Every label is showing clear application pictures for quick and easy reference.

520

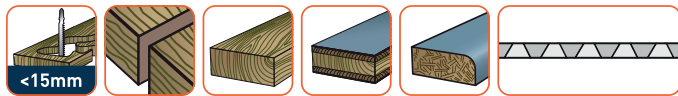
Jigsaw blade | Wood | Clean Line



HCS

1,3mm

20 TPI

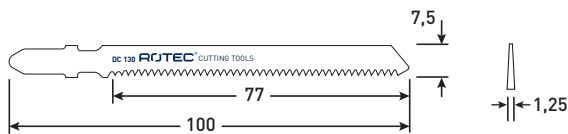


DC120

Execution: HCS (High-carbon steel), taper ground blade, teeth diagonally sharpened.

Application: For precise, fine and clean cuts in softwood, glued wood, plastic laminated wood (1,5-15mm), etc. Specifically for sawing curved contours.

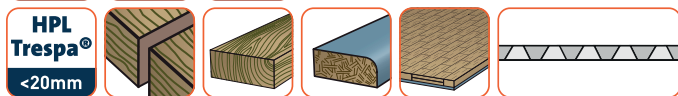
Type	Bosch	Wipru	pcs/PU	Item no.	€ / PU
DC120	T101A0	HC 12K	5	520.0120	7,97



BiM

1,6mm

16 TPI

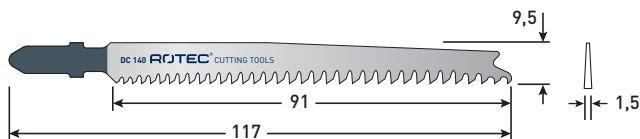


DC130

Execution: BiM (Bi-metal), taper ground blade, teeth diagonally sharpened.

Application: For precise, fine and clean cuts in hardwood, Trespa®, laminated floor boards, coated sheets/HPL (2-20mm), fibre reinforced plastics / epoxy (ø<20mm), free of splinters.

Type	Bosch	Wipru	pcs/PU	Item no.	€ / PU
DC130	T101AIF	HC 19RBi	2	520.0132	6,99
DC130	T101AIF	HC 19RBi	5	520.0130	13,74
DC130	T101AIF	HC 19RBi	25	520.0135	69,18



HCS

2-3mm

8-12 TPI

SPEED

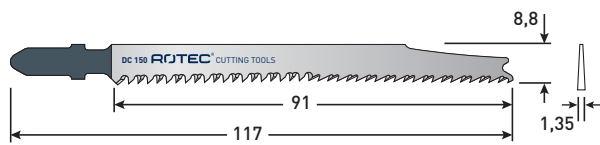


DC140

Execution: HCS (High-carbon steel), taper ground blade, teeth diagonally sharpened, variable pitch.

Application: For precise, fine and clean cuts in softwood (2-60mm), particle-, furniture- and fibreboards.

Type	Bosch	Wipru	pcs/PU	Item no.	€ / PU
DC140	T234X	HC 123	2	520.0142	6,79
DC140	T234X	HC 123	5	520.0140	12,88
DC140	T234X	HC 123	25	520.0145	62,90



HCS



EXTRA CLEAN
<30mm

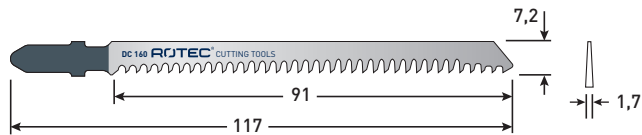


DC150

Execution: HCS (High-carbon steel), taper ground blade, teeth diagonally sharpened.

Application: For precise, fine and clean cuts in softwood and non-abrasive materials.

Type	Bosch	Wilpu	pcs/PU	Item no.	€ / PU
DC150	T308B	-	5	520.0150	14,88



HCS



<60mm

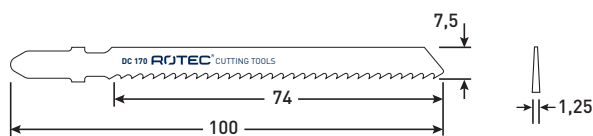


DC160

Execution: HCS (High-carbon steel), taper ground blade, teeth diagonally sharpened.

Application: For precise, fine and clean cuts in softwood, particle-, furniture- and fibreboards (3-60mm), doors, kitchen countertops (-50mm).

Type	Bosch	Wilpu	pcs/PU	Item no.	€ / PU
DC160	T301BCP	HC 123	5	520.0160	17,20
DC160	T301BCP	HC 123	25	520.0165	83,69



BiM



<30mm




DC170

Execution: BiM (Bi-Metal), taper ground blade, teeth diagonally sharpened.

Application: For precise, fine and clean cuts in hardwood, laminated floor boards, coated sheets/HPL (3-30mm), fibre reinforced plastics / epoxy (ø<30mm), free of splinters.

Type	Bosch	Wilpu	pcs/PU	Item no.	€ / PU
DC170	T101BF	HC 12Bi	5	520.0170	13,74



HCS



<30mm

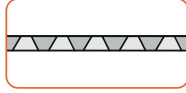
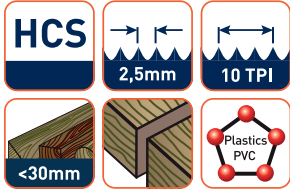
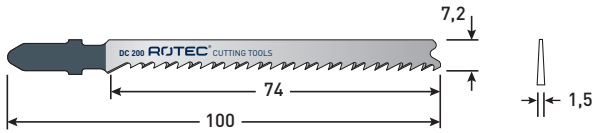


DC190

Execution: HCS (High-carbon steel), taper ground blade, teeth diagonally sharpened.

Application: For precise, fine and clean cuts in softwood, particle-, furniture- and fibreboards (3-30mm), plastic laminated boards. Clean and burr free surface.

Type	Bosch	Wilpu	pcs/PU	Item no.	€ / PU
DC190	T101BR	HC 12R	2	520.0192	4,90
DC190	T101BR	HC 12R	5	520.0190	8,99

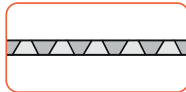
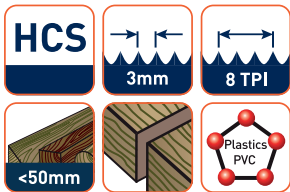
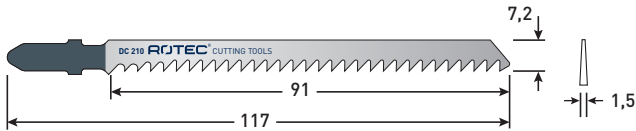


DC200

Execution: HCS (High-carbon steel), taper ground blade, teeth diagonally sharpened.

Application: For precise, fine and clean cuts in softwood, particle-, furniture- and fibreboards [3-30mm], plastics (ø<30mm).

Type	Bosch	Wilpu	pcs/PU	Item no.	€ / PU
DC200	T101B	HC 12	2	520.0202	4,73
DC200	T101B	HC 12	5	520.0200	8,59
DC200	T101B	HC 12	25	520.0205	40,84

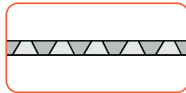
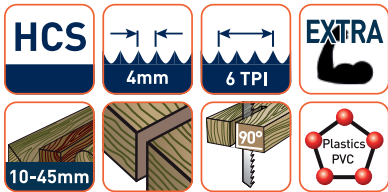
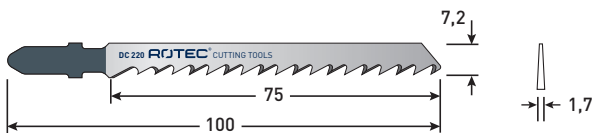


DC210

Execution: HCS (High-carbon steel), taper ground blade, teeth diagonally sharpened.

Application: For precise, fine and clean cuts in softwood, particle-, furniture- and fibreboards (10-50mm).

Type	Bosch	Wilpu	pcs/PU	Item no.	€ / PU
DC210	T301CD	HC 33	2	520.0212	6,57
DC210	T301CD	HC 33	5	520.0210	12,50

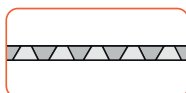
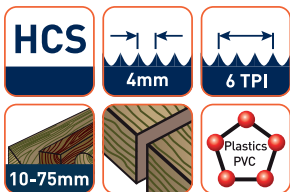
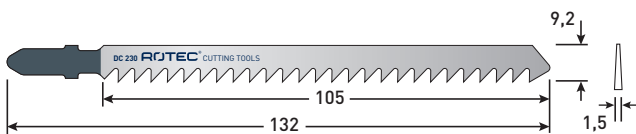


DC220

Execution: HCS (High-carbon steel), taper ground blade, teeth diagonally sharpened.

Application: For fast and clean cuts in all kinds of wood and plastics up to 45mm.

Type	Bosch	Wilpu	pcs/PU	Item no.	€ / PU
DC220	T101DP	HC 14D	5	520.0220	9,65

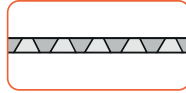
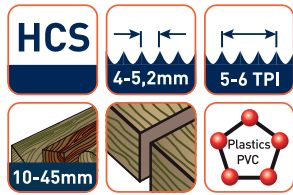
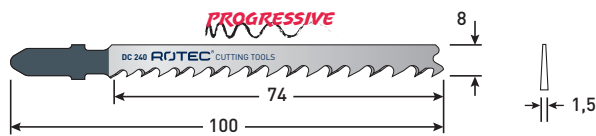


DC230

Execution: HCS (High-carbon steel), taper ground blade, teeth diagonally sharpened.

Application: For fast and clean cuts in all kinds of wood and plastics up to 75mm.

Type	Bosch	Wilpu	pcs/PU	Item no.	€ / PU
DC230	-	HC 34	2	520.0232	6,48
DC230	-	HC 34	5	520.0230	12,54



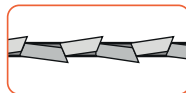
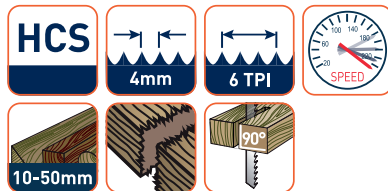
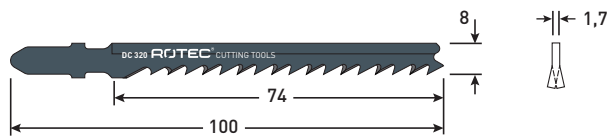
DC240

Execution: HCS (High-carbon steel), taper ground blade, teeth diagonally sharpened, variable pitch.

Application: For precise, fine and clean cuts in softwood, particle-, furniture- and fibreboards (10-45mm).

Type	Bosch	Wilpu	pcs/PU	Item no.	€ / PU
DC240	T101D	HC 14	2	520.0242	4,24
DC240	T101D	HC 14	5	520.0240	7,78
DC240	T101D	HC 14	25	520.0245	36,92

Jigsaw blade | Wood | Speed Line

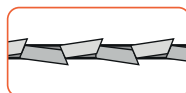
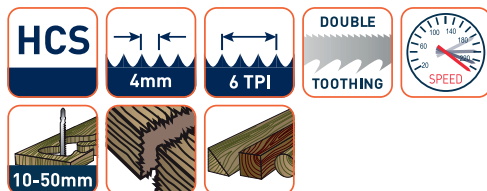
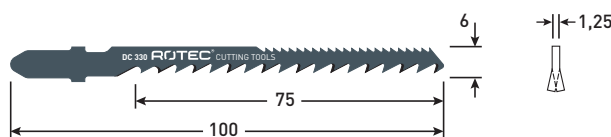


DC320

Execution: HCS (High-carbon steel), side set, teeth diagonally sharpened.

Application: For fast and clean cuts in softwood, particle-, furniture- and fibreboards (10-50mm), doors, kitchen countertops (-50mm).

Type	Bosch	Wilpu	pcs/PU	Item no.	€ / PU
DC320	T144DP	HCGS 14D	5	520.0320	12,23

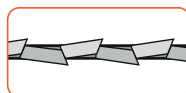
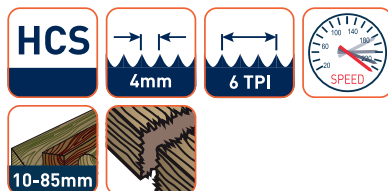



DC330

Execution: HCS (High-carbon steel), side set, teeth diagonally sharpened. Saw blade with back cut.

Application: For fast and clean cuts in all kinds of wood. Specifically for sawing curved contours.

Type	Bosch	Wilpu	pcs/PU	Item no.	€ / PU
DC330	-	HGS 24DV	5	520.0330	9,84

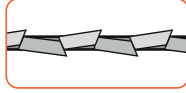
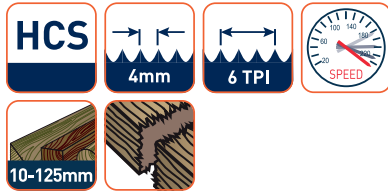
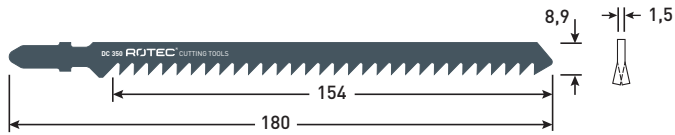


DC340

Execution: HCS (High-carbon steel), side set, teeth diagonally sharpened, long.

Application: For fast and clean cuts in thick construction wood, softwood (5-85mm), particle-, furniture- and fibreboards.

Type	Bosch	Wilpu	pcs/PU	Item no.	€ / PU
DC340	T344D	HGS 34	2	520.0342	5,72
DC340	T344D	HGS 34	5	520.0340	10,85

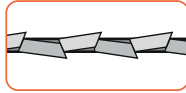
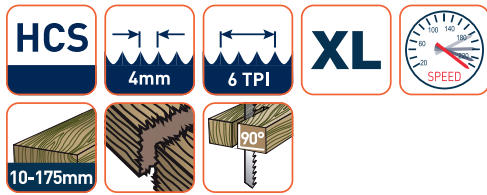



DC350

Execution: HCS (High-carbon steel), side set, teeth diagonally sharpened, extra long.

Application: For fast and clean cuts in thick construction wood, softwood and sandwich panels.

Type	Bosch	Wipac	pcs/PU	Item no.	€ / PU
DC350	T744D	HGS 54	5	520.0350	18,81

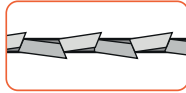
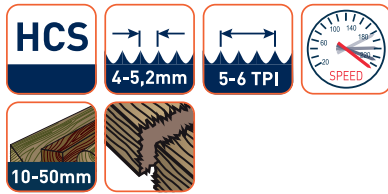
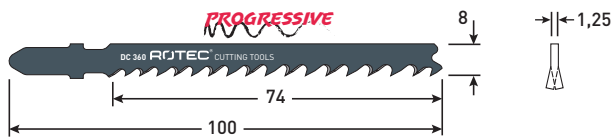


DC355

Execution: HCS (High-carbon steel), side set, teeth diagonally sharpened, variable pitch.

Application: For fast and clean cuts in softwood (10-175mm), particle-, furniture- and fibreboards. Specifically for sawing curved contours.

Type	Bosch	Wipac	pcs/PU	Item no.	€ / PU
DC355	T1044DP	-	2	520.0355	30,22

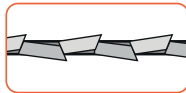
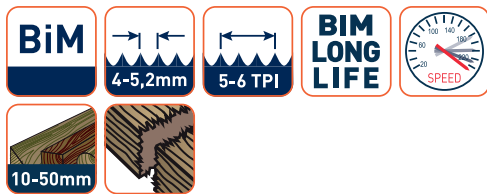
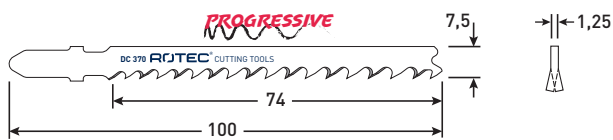


DC360

Execution: HCS (High-carbon steel), side set, teeth diagonally sharpened, variable pitch.

Application: For fast and clean cuts in softwood (10-50mm), particle-, furniture- and fibreboards.

Type	Bosch	Wipac	pcs/PU	Item no.	€ / PU
DC360	T144D	HGS 14	5	520.0360	6,49
DC365	T144D	HGS 14	25	520.0365	30,85

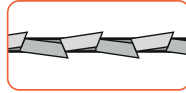
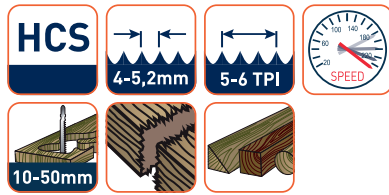


DC370

Execution: BiM (Bi-metal), side set, teeth diagonally sharpened, variable pitch.

Application: For fast and clean cuts in hard- and softwood (10-50mm), all types of boards including plastic laminated boards.

Type	Bosch	Wipac	pcs/PU	Item no.	€ / PU
DC370	T144DF	HGS 14Bi	5	520.0370	13,18


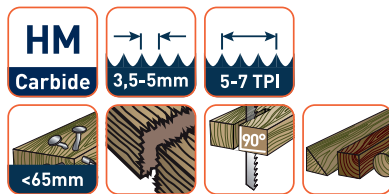
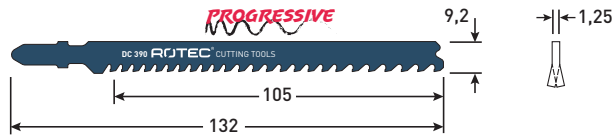


DC380

Execution: HCS (High-carbon steel), side set, teeth diagonally sharpened, variable pitch.

Application: For fast and clean cuts in softwood (10-50mm), particle-, furniture- and fibreboards. Specifically for sawing curved contours.

Type	Bosch	Wilpu	pcs/PU	Item no.	€ / PU
DC380	T244D	HGS 24	5	520.0380	7,60
DC385	T244D	HGS 24	25	520.0385	36,08



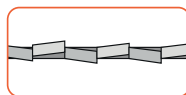
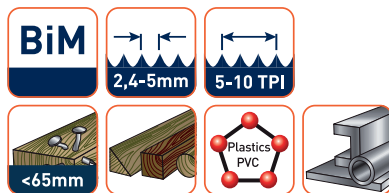

DC390

Execution: Blank with carbide tipped teeth, side set.

Application: For fast straight cuts in robust woods up to 65mm with included metal parts (for example hardened nails or screws).

Type	Bosch	Wilpu	pcs/PU	Item no.	€ / PU
DC390	T 367 XHM	-	3	520.0390	58,58

Jigsaw blade | Multi Line



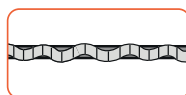

DC420

Execution: BIM (Bi-metal), teeth milled, side set, variable pitch.

Application: For rough and quick cuts in construction wood with lodged nails (-65mm), wood, plastics, steel tubes/profiles and aluminium (3-10mm)

Type	Bosch	Wilpu	pcs/PU	Item no.	€ / PU
DC420	T345XF	-	5	520.0420	19,74

Jigsaw blade | Metal | Basic Bi-metal

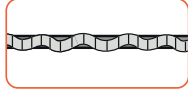

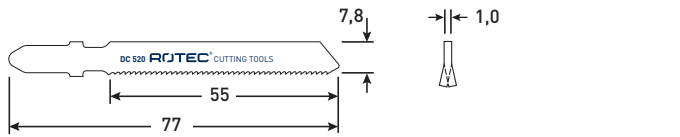


DC510

Execution: BIM (Bi-metal), teeth milled, wave set, variable pitch.

Application: For fine and clean cuts in sheet steel (0,5-1,5mm).

Type	Bosch	Wilpu	pcs/PU	Item no.	€ / PU
DC510	T 121 GF	-	5	520.0510	11,62

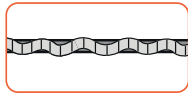
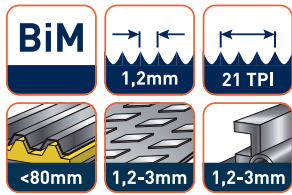
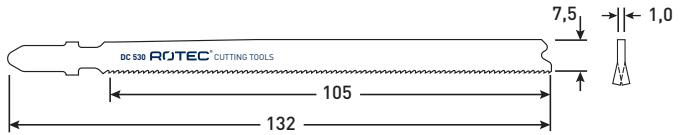


DC520

Execution: BIM (Bi-metal), teeth milled, wave set, variable pitch.

Application: For fine and clean cuts in sheet steel (1,2-3mm).

Type	Bosch	Wilpu	pcs/PU	Item no.	€ / PU
DC520	T118AF	MG 11Bi	2	520.0522	5,37
DC520	T118AF	MG 11Bi	5	520.0520	10,10

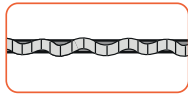
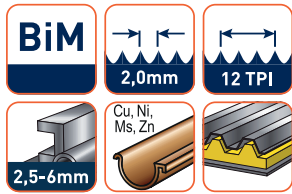
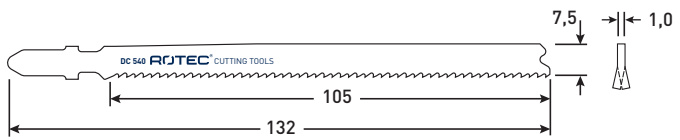


DC530

Execution: BIM (Bi-metal), teeth milled, wave set.

Application: For fine and clean cuts in sheet steel (1,2-3mm), sandwich panels (-65mm), steel or aluminium tubes and open profiles (-65mm)

Type	Bosch	Wilpu	pcs/PU	Item no.	€ / PU
DC530	T321AF	MG 31Bi	5	520.0530	15,63

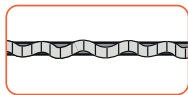
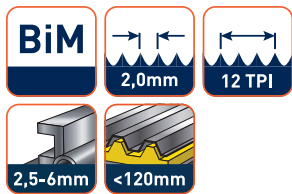
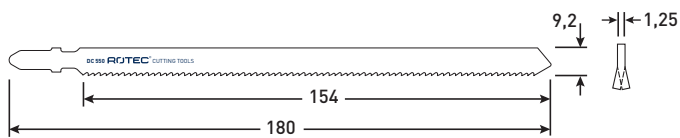


DC540

Execution: BIM (Bi-metal), teeth milled, wave set.

Application: For fine and clean cuts in sheet steel (2.5-6mm), sandwich panels (-65mm), steel or aluminium tubes and open profiles (-65mm)

Type	Bosch	Wilpu	pcs/PU	Item no.	€ / PU
DC540	T321BF	MG 32Bi	5	520.0540	15,93

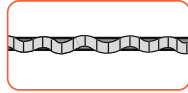

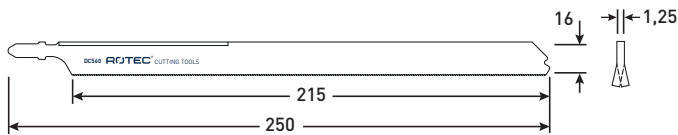


DC550

Execution: BIM (Bi-metal), teeth milled, wave set, extra long.

Application: For fine and clean cuts in sandwich panels (-120mm).

Type	Bosch	Wilpu	pcs/PU	Item no.	€ / PU
DC550	T718BF	MG 52Bi	2	520.0552	11,73
DC550	T718BF	MG 52Bi	5	520.0550	23,60

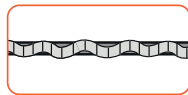

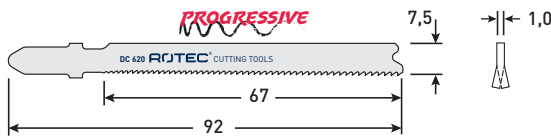


DC560

Execution: BIM (Bi-metal), teeth milled, wave set, extra long.
Application: For fine and clean cuts in sandwich panels (-150mm).

Type	Bosch	Wilpu	pcs/PU	Item no.	€ / PU
DC560	T1018AFP	-	2	520.0560	34,87

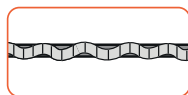
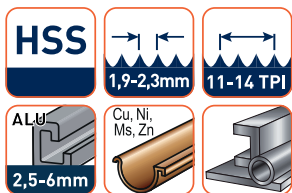
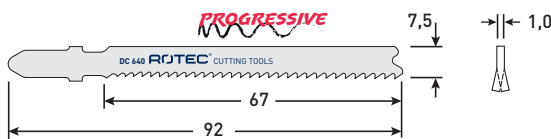
Jigsaw blade | Metal | Speed-Line HSS



DC620

Execution: HSS (High Speed Steel), teeth milled, wave set, variable pitch.
Application: For fine and clean cuts in sheet steel (1,2-3mm).

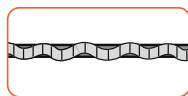
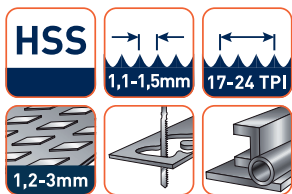
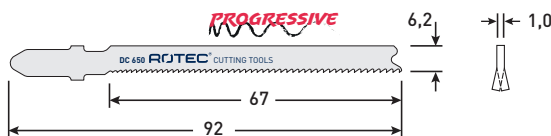
Type	Bosch	Wilpu	pcs/PU	Item no.	€ / PU
DC620	T118A	MG 11	5	520.0620	8,17
DC625	T118A	MG 11	25	520.0625	38,85



DC640

Execution: HSS (High Speed Steel), teeth milled, wave set, variable pitch
Application: For fine and clean cuts in sheet steel (2.5-6mm).

Type	Bosch	Wilpu	pcs/PU	Item no.	€ / PU
DC640	T118B	MG 12	5	520.0640	8,17

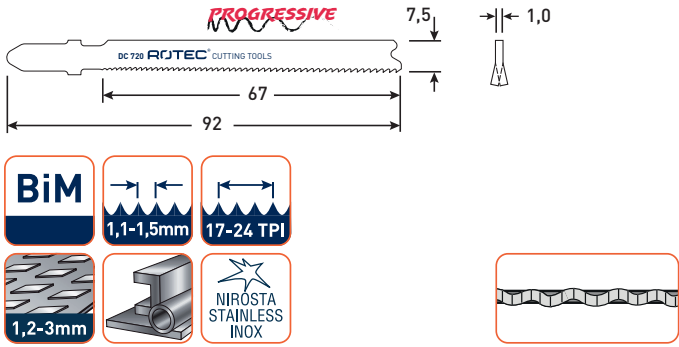


DC650

Execution: HSS (High Speed Steel), teeth milled, wave set, variable pitch.
Application: For fine and clean cuts in sheet steel (1,2-3mm). Specifically for sawing curved contours.

Type	Bosch	Wilpu	pcs/PU	Item no.	€ / PU
DC650	T218A	MG 21	5	520.0650	8,94

Jigsaw blade | Metal | Speed-Line Bi-Metal

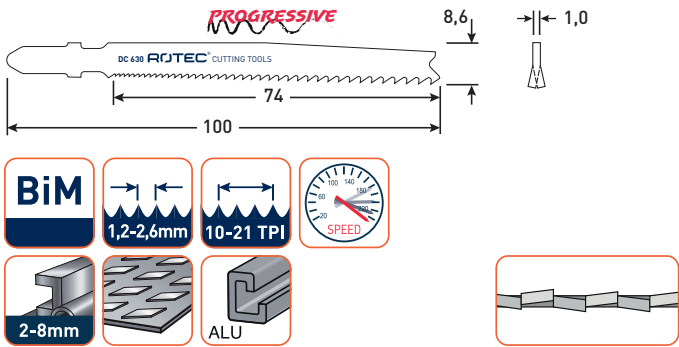


DC720

Execution: BIM (Bi-metal), teeth milled, wave set, variable pitch.

Application: For fine and clean cuts in (perforated) sheet steel (1,2-3mm).

Type	Bosch	Wilpu	pcs/PU	Item no.	€ / PU
DC720	T118AF	MG 11Bi	5	520.0720	10,97
DC720	T118AF	MG 11Bi	25	520.0725	53,05

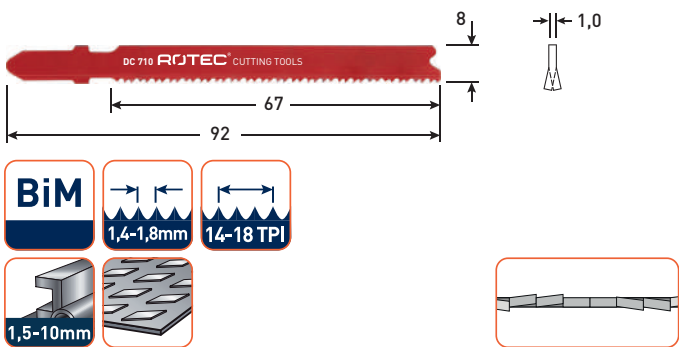


DC630

Execution: BIM (Bi-metal), teeth milled, side set, variable pitch.

Application: Rough and quick cuts in steel (2-8mm), steel and aluminium tubes and profiles (-30mm)

Type	Bosch	Wilpu	pcs/PU	Item no.	€ / PU
DC630	T123XF	-	5	520.0630	12,61
DC630	T123XF	-	25	520.0635	61,69

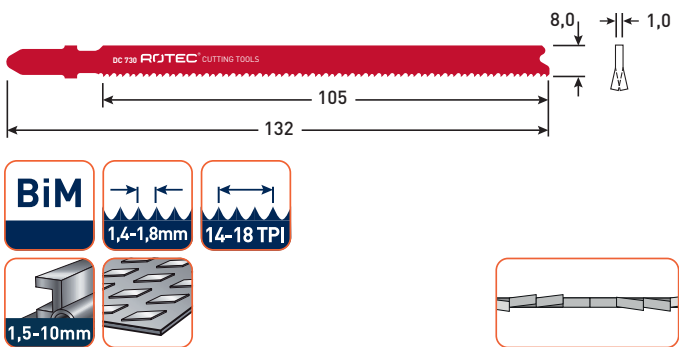


DC710

Execution: BIM (Bi-metal), teeth milled, grouped side set (patented tothing), variable pitch. Very aggressive and fast type of tothing!

Application: For rough and quick cuts in thin and thick (sheet) metals (1-10mm!)

Type	Bosch	Wilpu	pcs/PU	Item no.	€ / PU
DC710	-	-	5	520.0710	13,02

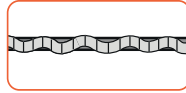
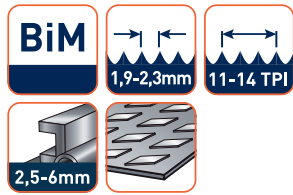
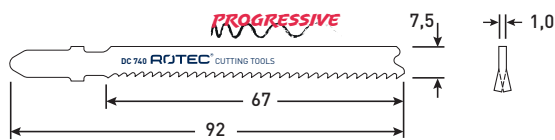


DC730

Execution: BIM (Bi-metal), teeth milled, grouped side set (patented tothing), variable pitch. Very aggressive and fast type of tothing!

Application: For rough and quick cuts in thin and thick (sheet) metals (1-10mm!)

Type	Bosch	Wilpu	pcs/PU	Item no.	€ / PU
DC730	-	-	5	520.0730	18,04

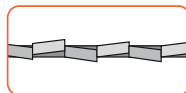
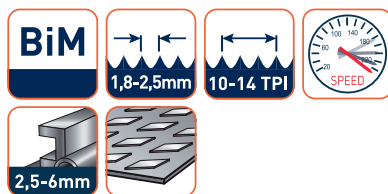
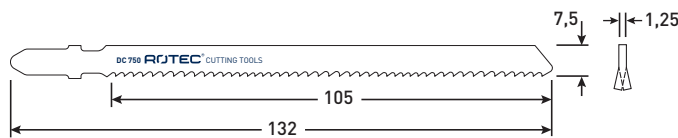


DC740

Execution: BIM (Bi-metal), teeth milled, wave set, variable pitch.

Application: For fine and clean cuts in (perforated) sheet steel (2.5-6mm).

Type	Bosch	Wilpu	pcs/PU	Item no.	€ / PU
DC740	T118BF	-	5	520.0740	10,62



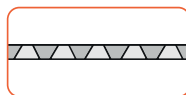
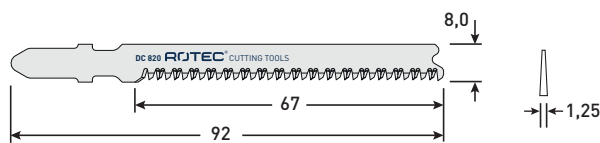
DC750

Execution: BIM (Bi-metal), teeth milled, side set, variable pitch.

Application: For rough and quick cuts in steel (2.5-6mm).

Type	Bosch	Wilpu	pcs/PU	Item no.	€ / PU
DC750	-	-	5	520.0750	16,89

Jigsaw blade | Special-Line

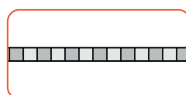



DC820

Execution: HSS (High Speed Steel), taper ground blade, teeth diagonally sharpened.

Application: For precise, fine and clean cuts in acrylic glass and polycarbonate (2-20mm).

Type	Bosch	Wilpu	pcs/PU	Item no.	€ / PU
DC820	T102BF	-	5	520.0820	13,25

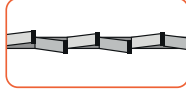
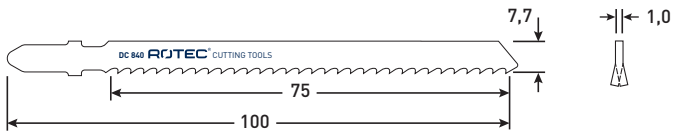


DC830

Execution: Brazed carbide strip with ground teeth.

Application: For precise, fine and clean cuts in thin stainless steel sheets (1.5-3mm).

Type	Bosch	Wilpu	pcs/PU	Item no.	€ / PU
DC830	T118AHM	HM 11	3	520.0830	36,14


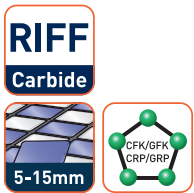
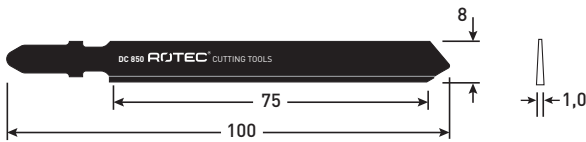


DC840

Execution: BIM (Bi-metal), teeth milled, side set.

Application: For rough and quick cuts in plastics, steel and non-ferrous metals like aluminium (<30mm).

Type	Bosch	Wilpu	pcs/PU	Item no.	€ / PU
DC840	-	K 14Bi	5	520.0840	11,34

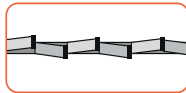
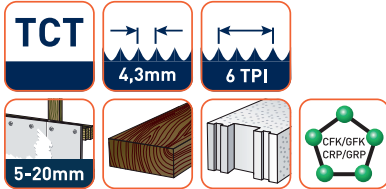
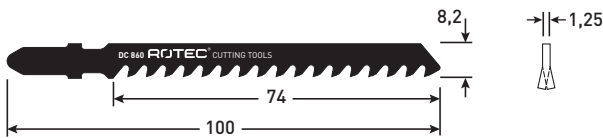


DC850

Execution: Plated with tungsten carbide granulate, grit #30.

Application: For rough and quick cuts in soft tiles or cast iron (5-15mm).

Type	Bosch	Wilpu	pcs/PU	Item no.	€ / PU
DC850	T130 Riff	-	3	520.0850	18,81

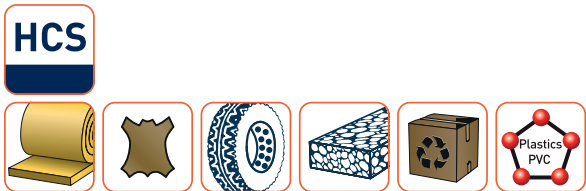
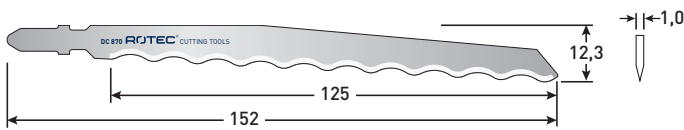


DC860

Execution: Blank with carbide tipped teeth, side set.

Application: For rough and quick cuts in fibre reinforced plastics (epoxy) (5-20mm), gypsum boards and fibre cement boards (5-50mm).

Type	Bosch	Wilpu	pcs/PU	Item no.	€ / PU
DC860	T141HM	HM 100	3	520.0860	42,87

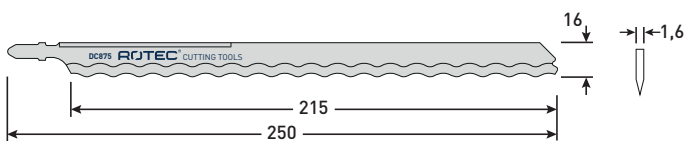


DC870

Execution: HCS (High-carbon steel), ground knife.

Application: For clean cuts of cardboard, styrofoam, carpet, leather and rubber (<10mm).

Type	Bosch	Wilpu	pcs/PU	Item no.	€ / PU
DC870	T313AW	-	3	520.0870	19,27



DC875

Execution: HCS (High-carbon steel), ground knife.

Application: For clean cuts of cardboard, styrofoam, carpet, leather and rubber (<150mm).

Type	Bosch	Wilpu	pcs/PU	Item no.	€ / PU
DC875	T1013AWP	-	2	520.0875	36,73



DC900

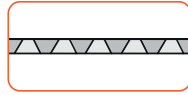
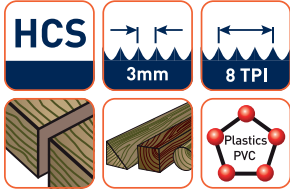
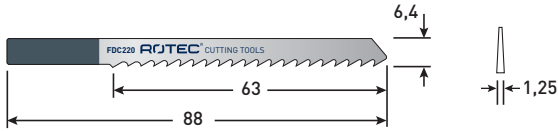
Execution: Brazed carbide strip with ground teeth. Tool life up to 20x longer compared to a BiM-blade.

Application: For very hard laminates, glass fibre-reinforced vinyl and HPL, e.g. Trespa® (2-15mm)

Type	Bosch	Wilpu	pcs/PU	Item no.	€/PU
DC900	T 128 BHM	-	3	520.0900	48,12

523

Jig saw blade FDC220



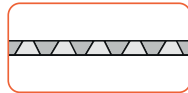
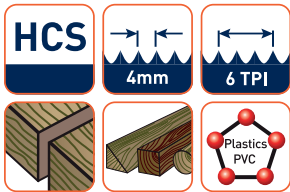
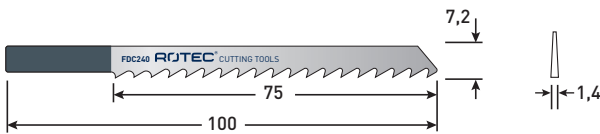
FDC220

Execution: HCS (High-carbon steel), taper ground blade, teeth diagonally sharpened.

Application: For precise, fine and clean cuts in wood, laminated flooring (floating wood tiles), parquetry and plastics.

Type	Fein	Witpu	pcs/PU	Item no.	€ / PU
FDC220	63503037018	37	5	523.0220	9,34

Jig saw blade FDC240



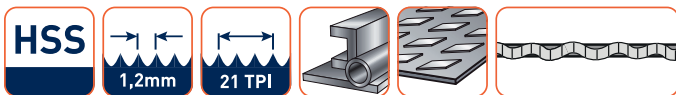
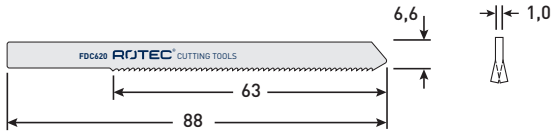
FDC240

Execution: HCS (High-carbon steel), taper ground blade, teeth diagonally sharpened.

Application: For precise, fine and clean cuts in wood, laminated flooring (floating wood tiles), parquetry and plastics.

Type	Fein	Witpu	pcs/PU	Item no.	€ / PU
FDC240	63503082010	38	5	523.0240	9,34

Jigsaw blade | Metal | Speed-Line HSS



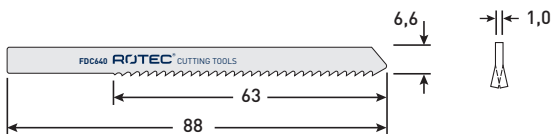
FDC620

Execution: HSS (High Speed Steel), teeth milled, wave set.

Application: For fine and clean cuts in sheet metals and profiles (1-3mm), ferrous or non-ferrous.

Type	Fein	Witpu	pcs/PU	Item no.	€ / PU
FDC620	63503035011	35	5	523.0620	9,83

Jig saw blade FDC640



FDC640

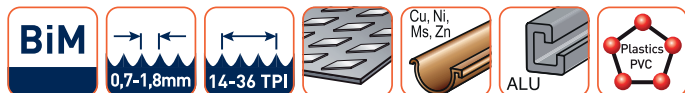
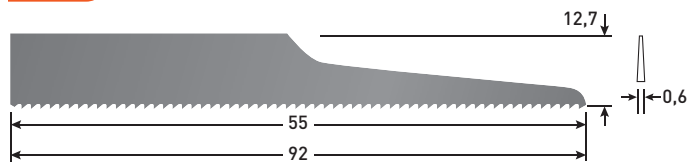
Execution: HSS (High Speed Steel), teeth milled, wave set.

Application: For fine and clean cuts in sheet metals and profiles (2.5-6mm), ferrous or non-ferrous.

Type	Fein	Witpu	pcs/PU	Item no.	€ / PU
FDC640	63503036014	36	5	523.0640	9,83

524

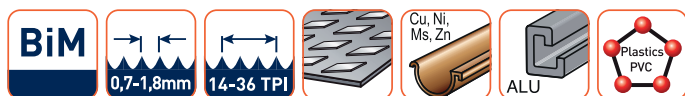
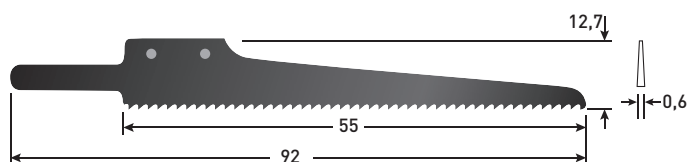
Jig saw blades for Pneutec, Ober and Shinano



Fits Pneutec, Ober, Shinano

Execution: Bi-metalen zaagblad.
Application: Voor pneumatische en elektrische carrosserie-zaagmachines.

Wilpu	TPI	Dimensions	pcs/PU	Item no.	€ / PU
L2024	24	92x12,7x0,6	5	524.0024	11,77
L2032	32	92x12,7x0,6	5	524.0032	11,77

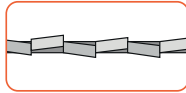
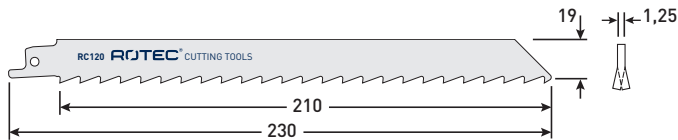


Fits SIG, Flex

Execution: Bi-metal saw blade.
Application: For pneumatic and electric car body saws.

Wilpu	TPI	Dimensions	pcs/PU	Item no.	€ / PU
LS2014 *	14	92x12,7x0,6	5	524.0114	13,55
LS2018	18	92x12,7x0,6	5	524.0118	13,55
LS2024	24	92x12,7x0,6	5	524.0124	13,55
LS2032	32	92x12,7x0,6	5	524.0132	13,55

* Phase-out item, available until stock has depleted

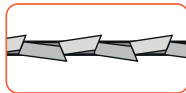
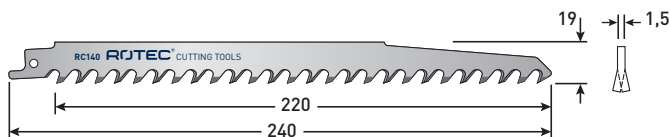


RC120

Execution: HCS (High-carbon steel), teeth milled, side set.

Application: Coarse wood and firewood.
All free of nails and up to 175mm.

Type	Bosch	Wilpu	pcs/PU	Item no.	€ / PU
RC120	S1111K	3030/225	5	525.0120	21,46

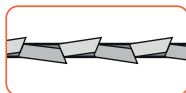
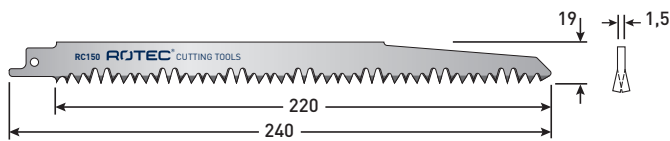


RC140

Execution: HCS (High-carbon steel), induction hardened and ground teeth, side set.

Application: Firewood and damp wood.
All free of nails and up to 190mm.

Type	Bosch	Wilpu	pcs/PU	Item no.	€ / PU
RC140	S1542K	3035/240	5	525.0140	27,88

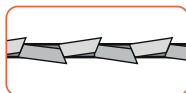
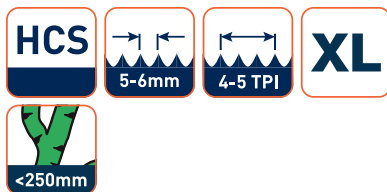
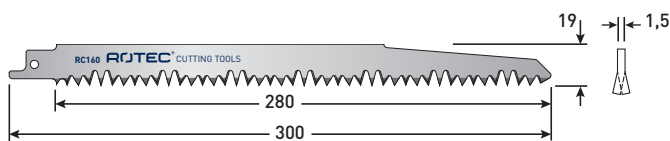


RC150

Execution: HCS (High-carbon steel), induction hardened and ground teeth, side set.

Application: Coarse wood, pruning green wood and firewood.
All free of nails and up to 190mm.

Type	Bosch	Wilpu	pcs/PU	Item no.	€ / PU
RC150	S1531L	3029/240	2	525.0152	12,42
RC150	S1531L	3029/240	5	525.0150	24,30
RC150	S1531L	3029/240	25	525.0155	115,43

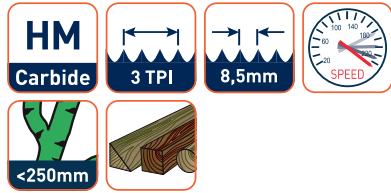
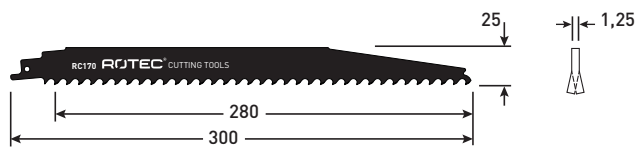


RC160

Execution: HCS (High-carbon steel), induction hardened and ground teeth, side set.

Application: Coarse wood, pruning green wood and firewood.
All free of nails and up to 250mm.

Type	Bosch	Wilpu	pcs/PU	Item no.	€ / PU
RC160	-	-	5	525.0160	36,20

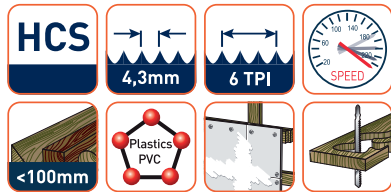
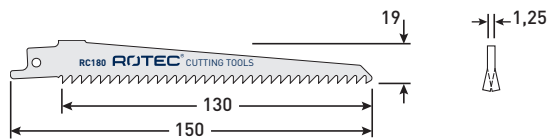


RC170

Application: For faster cuts in hard wood, fresh wood and for tree and bush root removal.

Type	Bosch	Wilpu	pcs/PU	Item no.	€ / PU
RC170	S 1242 KHM	-	2	525.0170	80,84

Reciprocating saw blade | Wood, boards & plastics

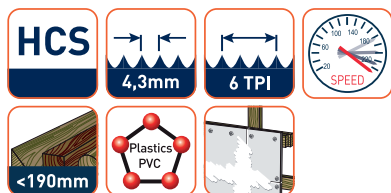
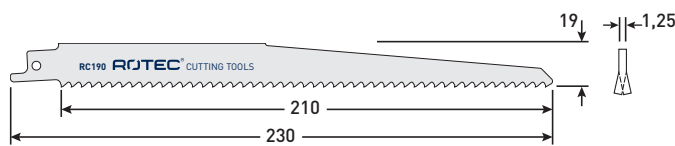


RC180

Execution: HCS (High-carbon steel), teeth ground, side set.

Application: Construction wood, wooden wall cut outs, chipboard, MDF, plywood and plastics. Especially designed for plunge cuts and curved contours. All up to 100mm (boards 6 to 60mm).

Type	Bosch	Wilpu	pcs/PU	Item no.	€ / PU
RC180	S644D	3021/150	5	525.0180	15,05

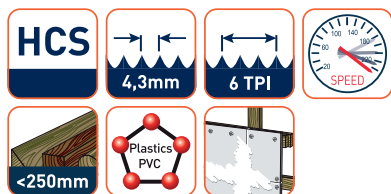
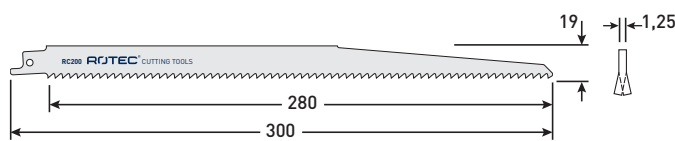


RC190

Execution: HCS (High-carbon steel), teeth ground, side set.

Application: Construction wood, chipboard, plywood and plastics. All up to 180mm.

Type	Bosch	Wilpu	pcs/PU	Item no.	€ / PU
RC190	-	3021/225	2	525.0192	10,43
RC190	-	3021/225	5	525.0190	20,04

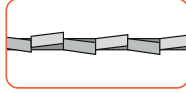
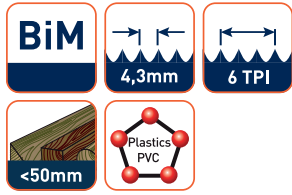
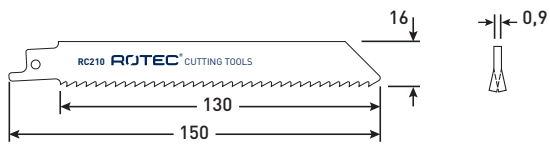


RC200

Execution: HCS (High-carbon steel), teeth ground, side set.

Application: Construction wood, chipboard, plywood and plastics. All up to 250mm.

Type	Bosch	Wilpu	pcs/PU	Item no.	€ / PU
RC200	S1344D	3021/300	5	525.0200	24,11

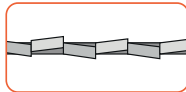
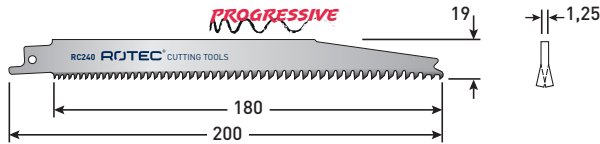


RC210

Execution: BIM (Bi-metal), teeth ground, side set.

Application: Fast cuts in all kinds of wood and plastics. All up to 100mm.

Type	Bosch	Wilpu	pcs/PU	Item no.	€ / PU
RC210	-	-	5	525.0210	14,03



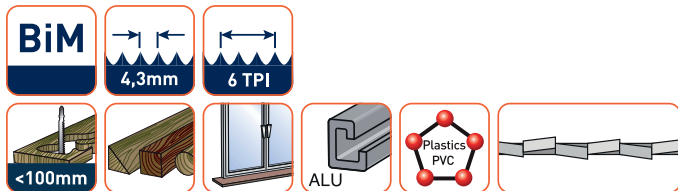
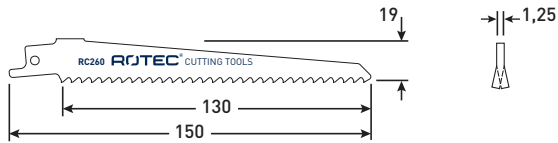
RC240

Execution: HCS (High-carbon steel), induction hardened and ground teeth, side set, variable pitch.

Application: For an effortless, clean and fine cut in construction wood, wooden wall cut outs, chipboard, MDF, plywood and plastics. Especially designed for plunge cuts and curved contours. All up to 150mm (boards 6 to 60mm).

Type	Bosch	Wilpu	pcs/PU	Item no.	€ / PU
RC240	S2345X	-	5	525.0240	34,04

Reciprocating saw blade | Wood with metals, window-frame demolition

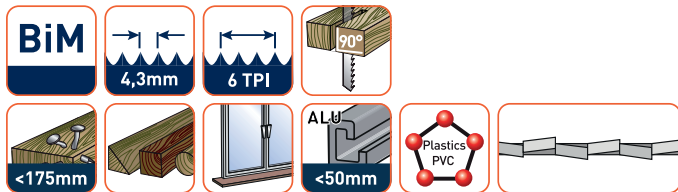
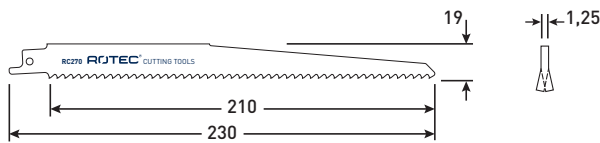


RC260

Execution: BIMCO (Bi-metal wit 8%Co alloy), teeth milled, side set.

Application: Wood with nails/metal and chipboard (<100mm), plastic profiles (100mm), glass fibre reinforced plastics/epoxy (<50m), window frames: wood + metal. Especially designed for plunge cuts and curved contours

Type	Bosch	Wilpu	pcs/PU	Item no.	€ / PU
RC260	S611DF	3021/150Bi	5	525.0260	24,14

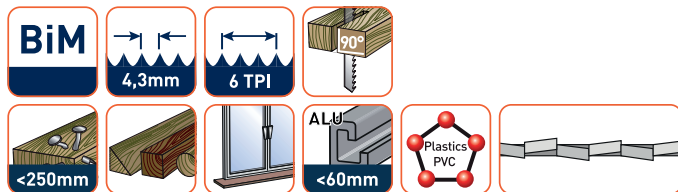
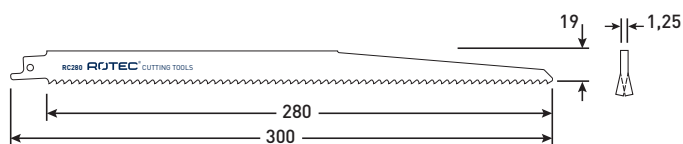


RC270

Execution: BIMCO (Bi-metal wit 8%Co alloy), teeth milled, side set.

Application: Wood with nails/metal and chipboard (<175mm), plastic profiles (175mm), glass fibre reinforced plastics/epoxy (<50m).

Type	Bosch	Wilpu	pcs/PU	Item no.	€ / PU
RC270	S1111DF	3021/225Bi	2	525.0272	14,49
RC270	S1111DF	3021/225Bi	5	525.0270	28,59

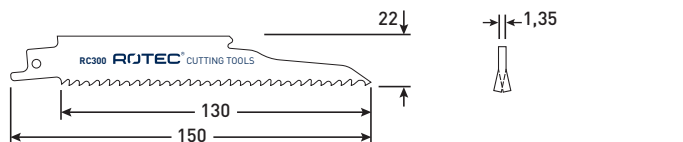


RC280

Execution: BIMCO (Bi-metal wit 8%Co alloy), teeth milled, side set.

Application: Wood with nails/metal and chipboard (<250mm), glass fibre reinforced plastics/epoxy (<60m).

Type	Bosch	Wilpu	pcs/PU	Item no.	€ / PU
RC280	S1411DF	3021/300Bi	2	525.0282	18,50
RC280	S1411DF	3021/300Bi	5	525.0280	37,26

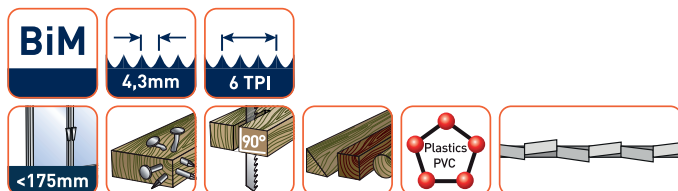
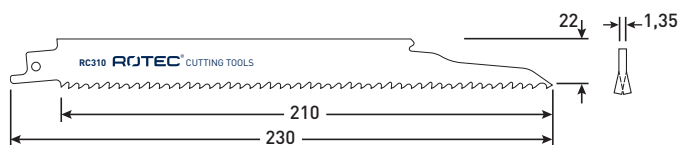


RC300

Execution: BIMCO (Bi-metal wit 8%Co alloy), teeth milled, side set. Stabilized blade with new tothing geometry for aggressive cutting and plunge cutting.

Application: Ideal for fast and aggressive cuts due to new and innovative design specifically for window frame demolitions.

Type	Bosch	Wilpu	pcs/PU	Item no.	€ / PU
RC300	-	-	5	525.0300	27,58
RC300	-	-	25	525.0305	134,64

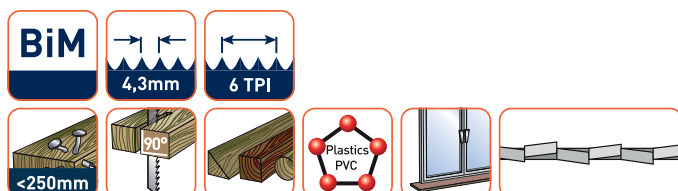
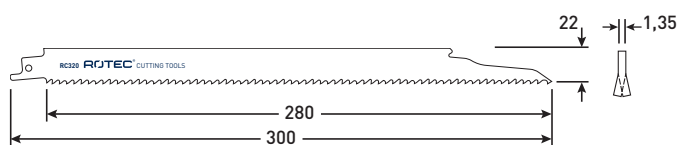


RC310

Execution: BIMCO (Bi-metal wit 8%Co alloy), teeth milled, side set. Stabilized blade with new tothing geometry for aggressive cutting and plunge cutting.

Application: Ideal for fast and aggressive cuts due to new and innovative design specifically for window frame demolitions.

Type	Bosch	Wilpu	pcs/PU	Item no.	€ / PU
RC310	-	-	5	525.0310	37,70



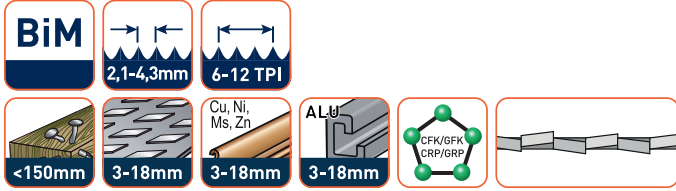
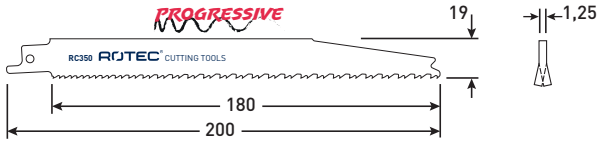
RC320

Execution: BIMCO (Bi-metal wit 8%Co alloy), teeth milled, side set. Stabilized blade with new tothing geometry for aggressive cutting and plunge cutting.

Application: Ideal for fast and aggressive cuts due to new and innovative design specifically for window frame demolitions.

Type	Bosch	Wilpu	pcs/PU	Item no.	€ / PU
RC320	-	-	5	525.0320	48,66


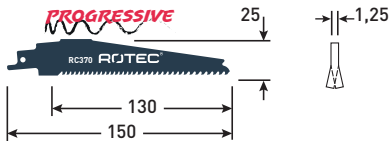
Reciprocating saw blade | Wood with metals, non-ferrous metals



RC350

Execution: BIMCO (Bi-metal with 8%Co alloy), teeth milled, side set, variable pitch.
Application: Wood with nails/metal and chipboard (<150mm), glass fibre reinforced plastics/epoxy (<150mm), sheet metals, aluminium profiles and non-ferrous metals (3-20mm (wall) thickness).


Type	Bosch	Wilpu	pcs/PU	Item no.	€ / PU
RC350	S3456XF	-	5	525.0350	42,17
RC350	S3456XF	-	25	525.0355	215,12



RC370

Execution: Blank with carbide tipped teeth, side set.
Application: For fast straight cuts in robust woods up to 100mm with included metal parts (for example hardened nails or screws).



Type	Bosch	Wilpu	pcs/PU	Item no.	€ / PU
RC370	S 956 XHM	-	2	525.0370	58,00



RC380

Execution: Blank with carbide tipped teeth, side set.
Application: For fast straight cuts in robust woods up to 175mm with included metal parts (for example hardened nails or screws).

Type	Bosch	Wilpu	pcs/PU	Item no.	€ / PU
RC380	S 1156 XHM	-	2	525.0380	79,97

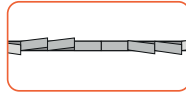
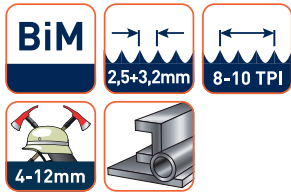


RC390

Execution: Blank with carbide tipped teeth, side set.
Application: For fast straight cuts in robust woods up to 250mm with included metal parts (for example hardened nails or screws).

Type	Bosch	Wilpu	pcs/PU	Item no.	€ / PU
RC390	S 1256 XHM	-	2	525.0390	101,92

Reciprocating saw blade | Demolition and rescue operations

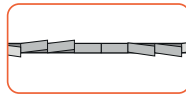
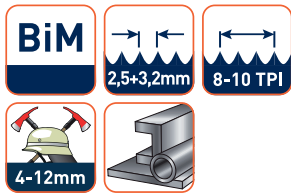



RC420

Execution: BIMCO (Bi-metal wit 8%Co alloy), stabilized blade, teeth milled, side set, variable pitch, patented "2x2 Tooth Geometry".

Application: For fast and straight cuts in thick steel (4-12mm), thick walled (open and closed) profiles and tubes (<100mm).

Type	Bosch	Wilpu	pcs/PU	Item no.	€ / PU
RC420	S926CHF	-	5	525.0420	37,81

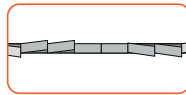
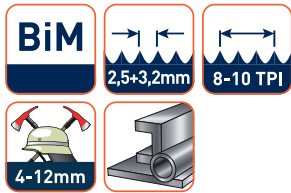



RC430

Execution: BIMCO (Bi-metal wit 8%Co alloy), stabilized blade, teeth milled, side set, variable pitch, patented "2x2 Tooth Geometry".

Application: For fast and straight cuts in thick steel (4-12mm), thick walled (open and closed) profiles and tubes (<175mm).

Type	Bosch	Wilpu	pcs/PU	Item no.	€ / PU
RC430	S1126CHF	-	2	525.0432	24,54
RC430	S1126CHF	-	5	525.0430	49,60

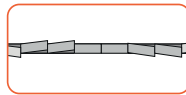
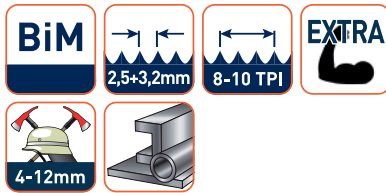
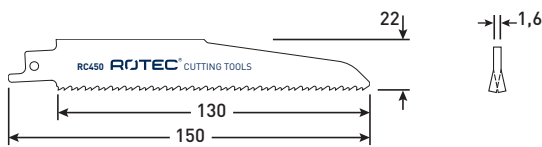


RC440

Execution: BIMCO (Bi-metal wit 8%Co alloy), stabilized blade, teeth milled, side set, variable pitch, patented "2x2 Tooth Geometry".

Application: For fast and straight cuts in thick steel (4-12mm), thick walled (open and closed) profiles and tubes (<250mm).

Type	Bosch	Wilpu	pcs/PU	Item no.	€ / PU
RC440	S1226CHF	-	5	525.0440	61,45

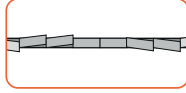
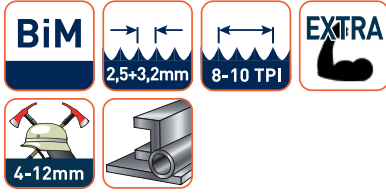
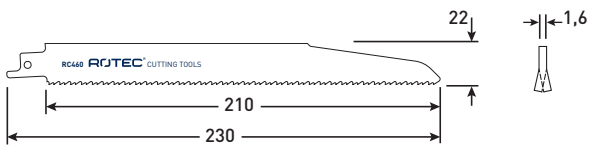


RC450

Execution: BIMCO (Bi-metal wit 8%Co alloy), extreme robust blade, teeth milled, side set, variable pitch, patented "2x2 Tooth Geometry".

Application: For fast and accurate straight cuts in thick steel (4-12mm), thick walled profiles and tubes (<100mm), ideal for pipe cutters, demolitions and rescue operations.

Type	Bosch	Wilpu	pcs/PU	Item no.	€ / PU
RC450	S920CF	3050/150	5	525.0450	44,51



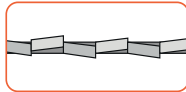
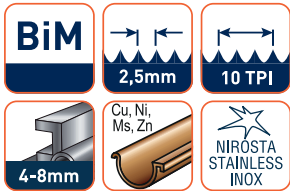
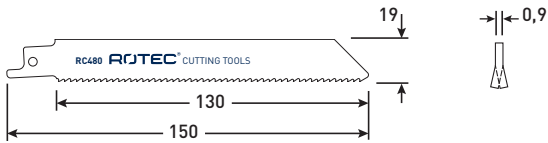
RC460

Execution: BIMCO (Bi-metal wit 8%Co alloy), extreme robust blade, teeth milled, side set, variable pitch, patented "2x2 Tooth Geometry".

Application: For fast and accurate straight cuts in thick steel (4-12mm), thick walled profiles and tubes (<175mm), ideal for pipe cutters, demolitions and rescue operations.

Type	Bosch	Wilpu	pcs/PU	Item no.	€ / PU
RC460	S1120CF	3050/225	5	525.0460	57,10

Reciprocating saw blade | Wood with metal, steel (3-8mm)

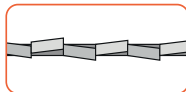

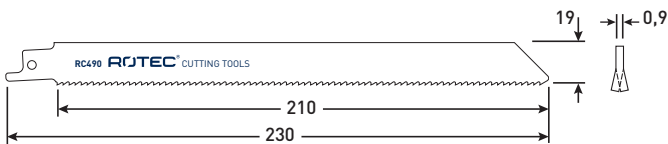


RC480

Execution: BIMCO (Bi-metal wit 8%Co alloy), teeth milled, side set.

Application: For pallet repair, wood with nails/metal (<100mm), sheet metals, pipes, aluminium profiles (4-8 mm).

Type	Bosch	Wilpu	pcs/PU	Item no.	€ / PU
RC480	S922HF	3018/150	5	525.0480	19,67

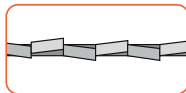
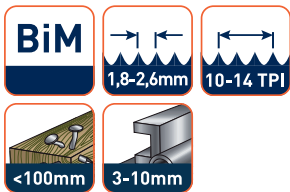
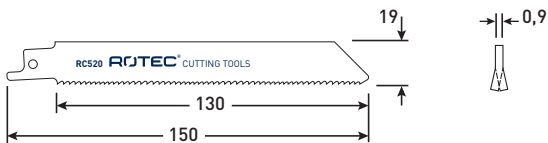


RC490

Execution: BIMCO (Bi-metal wit 8%Co alloy), teeth milled, side set.

Application: For pallet repair, wood with nails/metal (<175mm), sheet metals, pipes, aluminium profiles (4-8 mm), flexible flush cut.

Type	Bosch	Wilpu	pcs/PU	Item no.	€ / PU
RC490	S1122HF	3018/200	5	525.0490	27,84

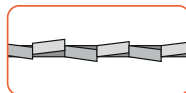
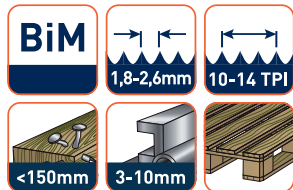



RC520

Execution: BIMCO (Bi-metal wit 8%Co alloy), teeth milled, side set, variable pitch.

Application: Wood with nails/metal (<100mm), sheet metals, pipes, aluminium profiles (3-10mm), glass fibre reinforced plastic/epoxy (<100mm).

Type	Bosch	Wilpu	pcs/PU	Item no.	€ / PU
RC520	S922VF	1014C/150	5	525.0520	20,94

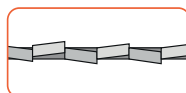



RC530

Execution: BIMCO (Bi-metal wit 8%Co alloy), teeth milled, side set, variable pitch.

Application: For pallet repair, wood with nails/metal (<150mm), sheet metals, aluminium profiles (3-10mm), glass fibre reinforced plastic/epoxy (<150mm), flexible flush cut.

Type	Bosch	Wilpu	pcs/PU	Item no.	€ / PU
RC530	-	1014C/200	2	525.0532	13,24
RC530	-	1014C/200	5	525.0530	26,53

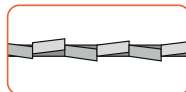
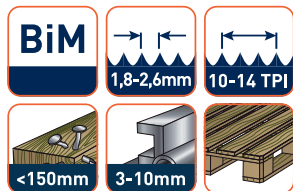
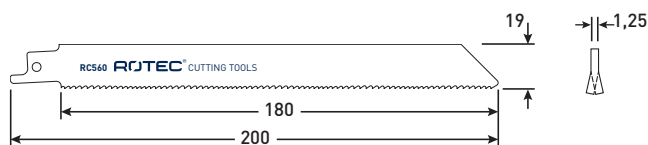


RC550

Execution: BIMCO (Bi-metal wit 8%Co alloy), teeth milled, side set, variable pitch.

Application: Wood with nails/metal (<250mm), sheet metals, aluminium profiles (3-10mm), glass fibre reinforced plastic/epoxy (<250mm), flexible flush cut.

Type	Bosch	Wilpu	pcs/PU	Item no.	€ / PU
RC550	S1222VF	1014C/280	2	525.0552	17,86
RC550	S1222VF	1014C/280	5	525.0550	35,76

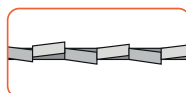
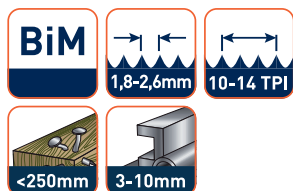
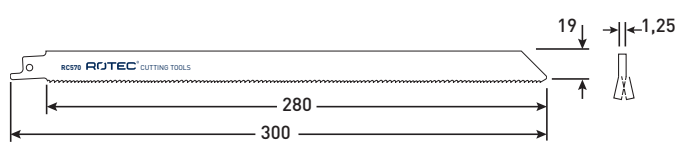


RC560

Execution: BIMCO (Bi-metal wit 8%Co alloy), teeth milled, side set, variable pitch.

Application: For an effortless, fine cut in medium-thick to thick sheet metals (2-10mm), thin-walled and thick-walled pipes and profiles (<150mm). Ideal for demolition work in metal.

Type	Bosch	Wilpu	pcs/PU	Item no.	€ / PU
RC560	S1025VF	1014CD/200	5	525.0560	30,69



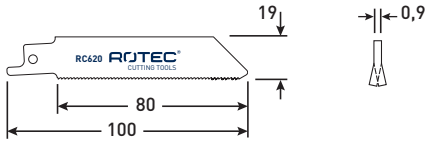
RC570

Execution: BIMCO (Bi-metal wit 8%Co alloy), teeth milled, side set, variable pitch.

Application: For an effortless, fine cut in medium-thick to thick sheet metals (2-10mm), thin-walled and thick-walled pipes and profiles (<250mm). Ideal for demolition work in metal.

Type	Bosch	Wilpu	pcs/PU	Item no.	€ / PU
RC570	S1225VF	-	5	525.0570	43,47

Reciprocating saw blade | Steel (2.5-5mm), non-ferrous metals



BiM

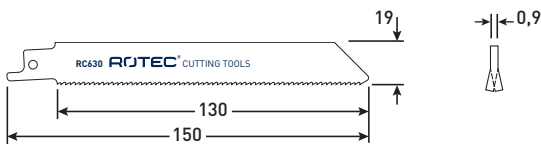
1,8mm 14 TPI

2,5-8mm Cu, Ni, Ms, Zn NIROSTA STAINLESS INOX

RC620

Execution: BIMCO (Bi-metal wit 8%Co alloy), teeth milled, side set.
Application: For thick sheet metals (2,5-8 mm), quick cut.

Type	Bosch	Wilpu	pcs/PU	Item no.	€ / PU
RC620	S522BF	3013/100	5	525.0620	16,28



BiM

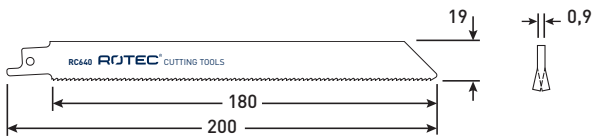
1,8mm 14 TPI

2,5-8mm Cu, Ni, Ms, Zn NIROSTA STAINLESS INOX

RC630

Execution: BIMCO (Bi-metal wit 8%Co alloy), teeth milled, side set.
Application: For thick sheet metals (2,5-8 mm), solid pipes/profiles (diameter <100mm), quick cut.

Type	Bosch	Wilpu	pcs/PU	Item no.	€ / PU
RC630	S922BF	3013/150	2	525.0632	10,11
RC630	S922BF	3013/150	5	525.0630	19,81
RC630	S922BF	3013/150	25	525.0635	94,12



BiM

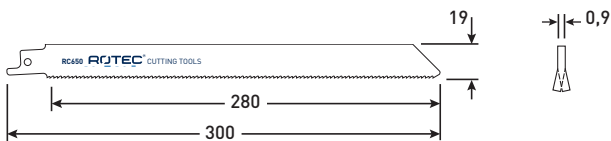
1,8mm 14 TPI

2,5-8mm Cu, Ni, Ms, Zn NIROSTA STAINLESS INOX

RC640

Execution: BIMCO (Bi-metal wit 8%Co alloy), teeth milled, side set.
Application: For thick sheet metals (2,5-8 mm), solid pipes/profiles (diameter <175mm), flexible flush cut, quick cut

Type	Bosch	Wilpu	pcs/PU	Item no.	€ / PU
RC640	S1122BF	3013/200	2	525.0642	11,91
RC640	S1122BF	3013/200	5	525.0640	23,80
RC640	S1122BF	3013/200	25	525.0645	118,79



BiM

1,8mm 14 TPI

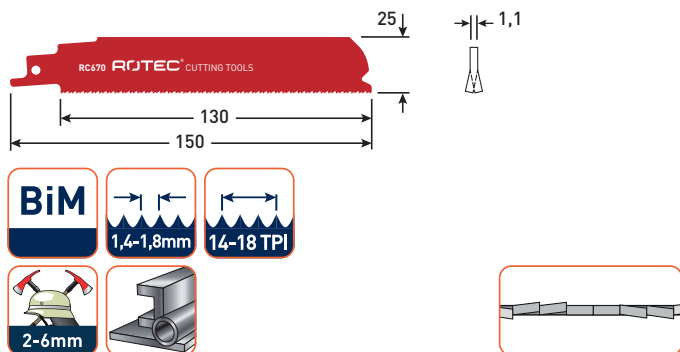
2,5-8mm Cu, Ni, Ms, Zn NIROSTA STAINLESS INOX

RC650

Execution: BIMCO (Bi-metal wit 8%Co alloy), teeth milled, side set.
Application: For thick sheet metals (2,5-8 mm), solid pipes/profiles (diameter <250mm), flexible flush cut, quick cut.

Type	Bosch	Wilpu	pcs/PU	Item no.	€ / PU
RC650	-	-	5	525.0650	33,74

Reciprocating saw blade | Demolition and rescue operations (fine)

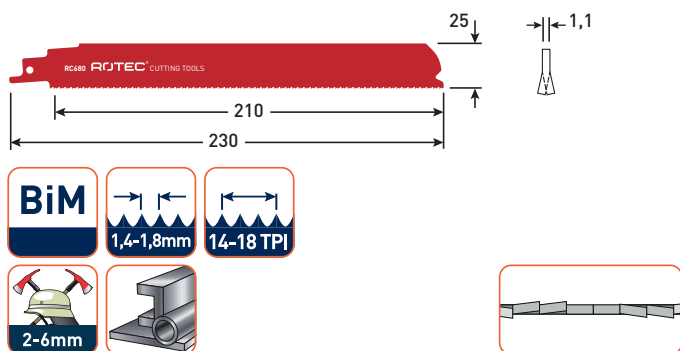


RC670

Execution: BIMCO (Bi-metal wit 8%Co alloy), stabilized blade, teeth milled, side set, variable pitch, patented "2x2 Tooth Geometry".

Application: For medium-thick to thick sheet metals (2-6 mm), thin-walled closed and open profiles and pipes (<100mm). Fine, precise cuts at accurate angles.

Type	Bosch	Wilpu	pcs/PU	Item no.	€ / PU
RC670	S926BEF	-	5	525.0670	37,81



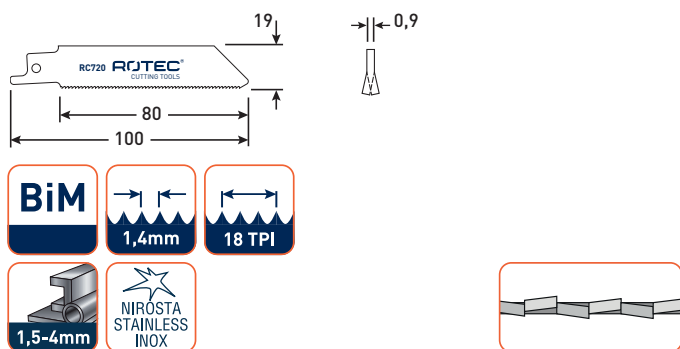
RC680

Execution: BIMCO (Bi-metal wit 8%Co alloy), stabilized blade, teeth milled, side set, variable pitch, patented "2x2 Tooth Geometry".

Application: For medium-thick to thick sheet metals (2-6 mm), thin-walled closed and open profiles and pipes (<175mm). Fine, precise cuts at accurate angles.

Type	Bosch	Wilpu	pcs/PU	Item no.	€ / PU
RC680	S1126BEF	-	5	525.0680	49,60

Reciprocating saw blade | Steel (1.5-4mm), non-ferrous metals

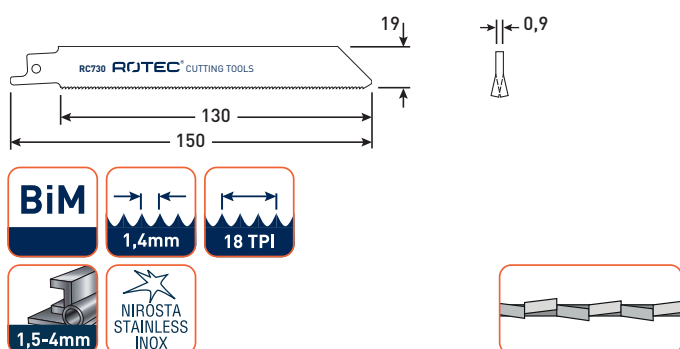


RC720

Execution: BIM (Bi-metal), teeth milled, side set.

Application: For thin sheet metals (1.5-4 mm).

Type	Bosch	Wilpu	pcs/PU	Item no.	€ / PU
RC720	S522EF	3014/100	5	525.0720	16,64

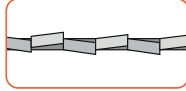

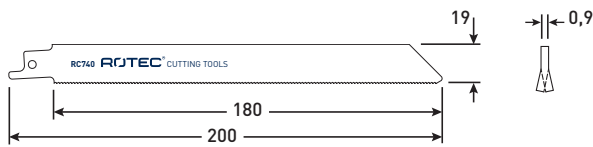


RC730

Execution: BIM (Bi-metal), teeth milled, side set.

Application: For thin sheet metals (1.5-4 mm), pipes/profiles (diameter <100mm).

Type	Bosch	Wilpu	pcs/PU	Item no.	€ / PU
RC730	S922EF	3014/150	5	525.0730	18,95
RC730	S922EF	3014/150	25	525.0735	90,04

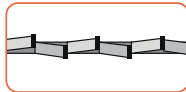

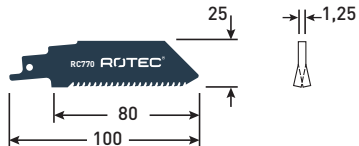


RC740

Execution: BIM (Bi-metal), teeth milled, side set.

Application: For thin sheet metals (1.5-4 mm), pipes/profiles (diameter <175mm), flexible flush cut.

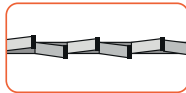


Type	Bosch	Wilpu	pcs/PU	Item no.	€ / PU
RC740	S1022EF	3014/200	2	525.0742	11,34
RC740	S1022EF	3014/200	5	525.0740	22,67
RC740	S1022EF	3014/200	25	525.0745	115,72



RC770

Application: For steel pipes and profiles with a wall thickness from 4-12mm.

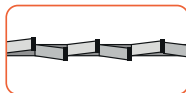


Type	Bosch	Wilpu	pcs/PU	Item no.	€ / PU
RC770	S 555 CHM	-	2	525.0770	40,20



RC775

Application: For steel pipes and profiles with a wall thickness from 4-12mm.

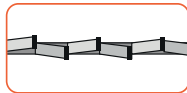


Type	Bosch	Wilpu	pcs/PU	Item no.	€ / PU
RC775	S 955 CHM	-	2	525.0775	58,58



RC780

Application: For steel pipes and profiles with a wall thickness from 4-12mm.

Type	Bosch	Wilpu	pcs/PU	Item no.	€ / PU
RC780	S 1155 CHM	-	2	525.0780	83,48

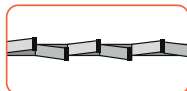
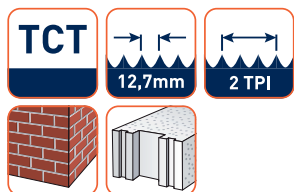



RC785

Application: For steel pipes and profiles with a wall thickness from 4-12mm.

Type	Bosch	Wilpu	pcs/PU	Item no.	€ / PU
RC785	S 1255 CHM	-	2	525.0785	105,44

Reciprocating saw blade | Aerated concrete

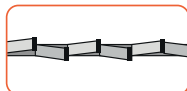
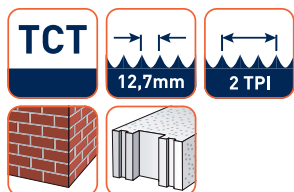
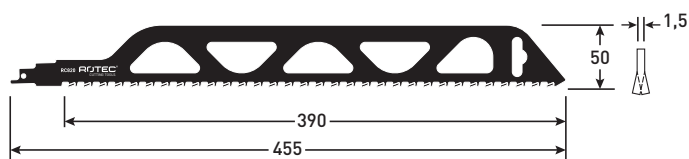


RC810

Execution: Blade with carbide tipped teeth, ground and side set.

Application: For medium-sized bricks up to a material thickness of 215mm.

Type	Bosch	Wilpu	pcs/PU	Item no.	€ / PU
RC810	S1243HM	3043/300H	1	525.0810	46,14



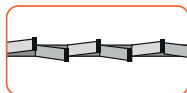
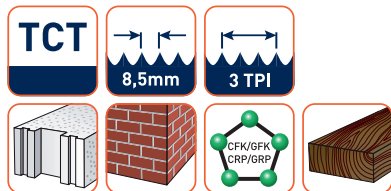
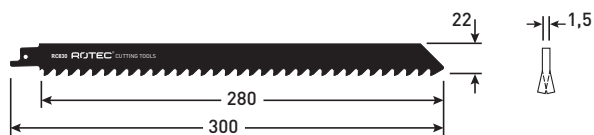
RC820

Execution: Blade with carbide tipped teeth, ground and side set.

Application: For large-sized bricks up to a material thickness of 370mm.

Type	Bosch	Wilpu	pcs/PU	Item no.	€ / PU
RC820	S2243HM	-	1	525.0820	51,98

Reciprocating saw blade SPECIAL | Fibre reinforced plastics, hard wood



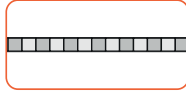

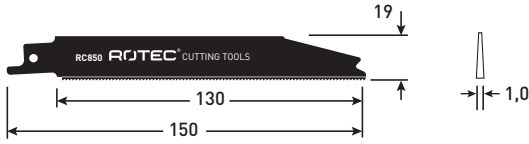
RC830

Execution: Blade with carbide tipped teeth, ground and side set.

Application: For porous concrete, red brick, fibre cement (<250mm), glass fibre reinforced plastic/epoxy (<150mm) and abrasive materials.

Type	Bosch	Wilpu	pcs/PU	Item no.	€ / PU
RC830	S1241HM	-	1	525.0830	39,75

Reciprocating saw blade SPECIAL | INOX (Stainless steel)

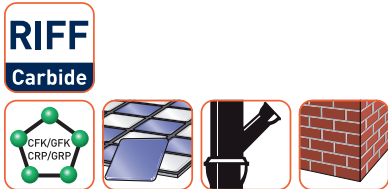



RC850

Execution: Blade with carbide tipped teeth, straight ground.
Application: For stainless steel sheets (2-4 mm), stainless steel profiles (diameter <100mm), glass fibre reinforced plastic/epoxy (<100mm). Reduce the stroke rate, work without pendulum action. Use coolant!

Type	Bosch	Wilpu	pcs/PU	Item no.	€ / PU
RC850	S922EHM	-	3	525.0850	73,25

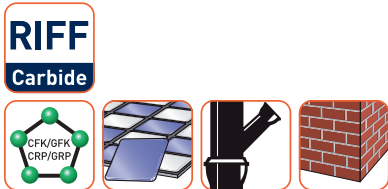

Reciprocating saw blade SPECIAL | FRP, cast-steel



RC860

Execution: Blade plated with tungsten carbide granulate, grit #30.
Application: For cast-steel pipes (diameter < 100mm), red brick (<100mm), glass fibre reinforced plastic/epoxy (<100mm).

Type	Bosch	Wilpu	pcs/PU	Item no.	€ / PU
RC860	-	D12/150	1	525.0860	10,93

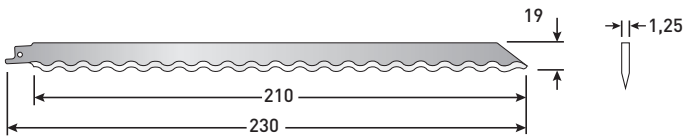


RC865

Execution: Blade plated with tungsten carbide granulate, grit #30.
Application: For cast-steel pipes (diameter < 175mm), red brick (<175mm), glass fibre reinforced plastic/epoxy (<175mm).

Type	Bosch	Wilpu	pcs/PU	Item no.	€ / PU
RC865	S1130 Riff	D12/230	1	525.0865	15,54

Reciprocating saw blade SPECIAL | Knife



RC870

Execution: HCS (High-carbon steel), ground knife.
Application: For clean cuts of cardboard, styrofoam, carpet, leather and rubber (<175mm).

Type	Bosch	Wilpu	pcs/PU	Item no.	€ / PU
RC870	S1113AWP	RWM 225	2	525.0870	31,43

Reciprocating saw blade set

Execution: Set with various types of reciprocating saw blades for a large and diverse range of uses packed in a convenient plastic case.



Description	Type	Content	pcs/PU	Item no.	€ / PU
25 pc reciprocating saw blade set	525	5x 525.0150 (RC 150) 5x 525.0180 (RC 180) 5x 525.0270 (RC 270) 5x 525.0640 (RC 640) 5x 525.0740 (RC 740)	1	525.9000	125,00

526

Reciprocating saw blade, bulk packs



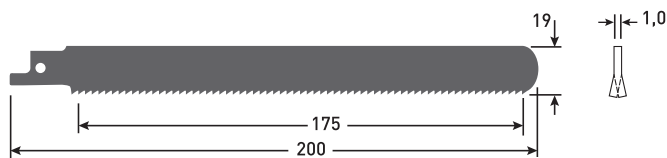
Execution: Reciprocating saw blades, neutral blades (unbranded and unmarked), neutrally packed. Prices per piece (blade).
Only sold in full packs!

Type	Bosch	pcs/PU	Item no.	€ / PU
RC150	S1531L	200	526.1150	958,24
RC190	-	200	526.1190	746,00
RC200	S1344D	200	526.1200	898,00
RC270	S1111DF	200	526.1270	1.066,00
RC280	S1411DF	200	526.1280	1.386,00
RC350	S3456XF	200	526.1350	1.581,52
RC430	S1126CHF	200	526.1430	1.846,00
RC440	S1226CHF	250	526.1440	2.852,50

Type	Bosch	pcs/PU	Item no.	€ / PU
RC460	S1120CF	200	526.1460	2.024,00
RC490	S1122HF	200	526.1490	990,00
RC560	S1025VF	200	526.1560	1.140,00
RC630	S922BF	500	526.1630	1.845,00
RC640	S1122BF	200	526.1640	884,00
RC670	S926BEF	250	526.1670	1.757,50
RC680	S1126BEF	200	526.1680	1.846,00
RC740	S1122EF	200	526.1740	844,00

526

Reciprocating saw blade, for pallets, bulk packs

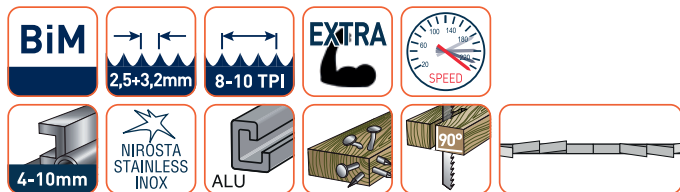
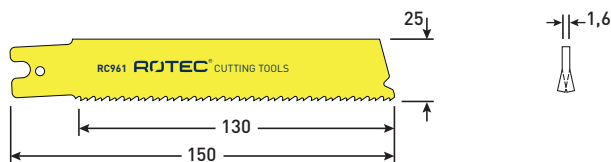


Execution: Reciprocating saw blades, neutral blades (unbranded and unmarked), neutrally packed. Prices per piece (blade).
Only sold in full packs!

Application: Affordable reciprocating saw blade for pallet-repairs.



Type	Bosch	pcs/PU	Item no.	€ / PU
RC999	-	200	526.9990	584,00




RC961

Execution: BiMCO (bi-metal, cobalt alloyed), patented '2x2 Toot Geometry'. Extra stable execution.

Application: For fast and accurate straight cuts in wood with metal, thick steel (4-12mm), thick walled profiles and tubes (<100mm). Ideal for pipe cutters.

Type	pcs/PU	Item no.	€ / PU
RC961	5	525.9961	54,85

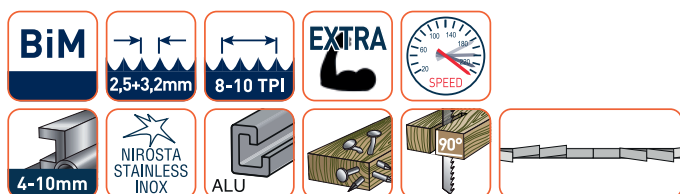
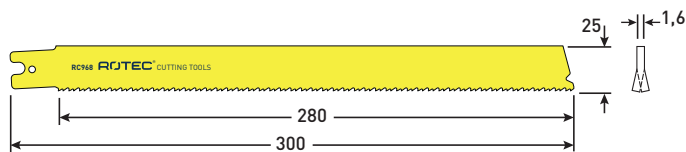


RC962

Execution: BiMCO (bi-metal, cobalt alloyed), patented '2x2 Toot Geometry'. Extra stable execution.

Application: For fast and accurate straight cuts in wood with metal, thick steel (4-12mm), thick walled profiles and tubes (<150mm). Ideal for pipe cutters.

Type	pcs/PU	Item no.	€ / PU
RC962	5	525.9962	69,06



RC968

Execution: BiMCO (bi-metal, cobalt alloyed), patented '2x2 Toot Geometry'. Extra stable execution.

Application: For fast and accurate straight cuts in wood with metal, thick steel (4-12mm), thick walled profiles and tubes (<200mm). Ideal for pipe cutters.

Type	pcs/PU	Item no.	€ / PU
RC968	5	525.9968	95,98




RC965

Execution: BiMCO (bi-metal, cobalt alloyed), patented '2x2 Toot Geometry'.

Application: For wood with metal, steel (3-8mm), thick walled profiles and tubes (<100mm). Ideal for pipe cutters.

Type	pcs/PU	Item no.	€ / PU
RC965	5	525.9965	44,19




RC963

Execution: BiMCO (bi-metal, cobalt alloyed), patented '2x2 Toot Geometry'.

Application: For wood with metal, steel (3-8mm), thick walled profiles and tubes (<150mm). Ideal for pipe cutters.

Type	pcs/PU	Item no.	€ / PU
RC963	5	525.9963	51,29



RC964

Execution: BiMCO (bi-metal, cobalt alloyed), patented '2x2 Toot Geometry'.

Application: For wood with metal, steel (3-8mm), thick walled profiles and tubes (<200mm). Ideal for pipe cutters.

Type	pcs/PU	Item no.	€ / PU
RC964	5	525.9964	69,06

517

Hacksaw blade, HSS




Fits FEIN | SPITZNAS

Remark: Suitable for machines from:
- FEIN; models ASSt(e), 649(-1) and STS 325 R
- SPITZNAS

l ₁	H (mm)	b	TPI	pcs/PU	Item no.	€ / PU
300	25	1,5	16	1	517.0015	14,87
400	25	1,5	18	1	517.0020	20,94
500	25	1,5	14	1	517.0030	25,71
500	25	2,0	14	1	517.0035	30,88
530	28	1,5	14	1	517.0040	28,19
600	28	2,0	14	1	517.0045	37,56

Hacksaw blade, carbide granulate plated



Fits FEIN | SPITZNAS

Execution: Carbide granulate plated hacksaw blades for machines from:
- Fein, models ASSt(e) 649(-1) and STS 325 R
- SPITZNAS

l ₁	H (mm)	b	pcs/PU	Item no.	€ / PU
300	25	2,0	1	517.0130	87,16
400	25	2,0	1	517.0140	114,04
500	32	2,5	1	517.0150	178,98

519

Carbide blade for electrical hand planer



l ₁	H (mm)	B (mm)	pcs/PU	Item no.	€ / PU
82	5,5	1,1	10	519.0030	45,76
82	5,5	1,1	2	519.0031	11,00



Rotec multitools are fitted with the universal STARLOCK interface system that fits on all commonly used professional multifunctional oscillating machines.

Simple and efficient:
Each application with its own color!



Simple and efficient:
each application with its own color!

- WOOD
- WOOD/METAL
- SPECIALS/MULTI




MULTITOOLS	STARLOCK	STARLOCK PLUS	STARLOCK MAX
STARLOCK	●	—	—
STARLOCK PLUS	●	●	—
STARLOCK MAX	●	●	●
OTHERS	●	—	—

● Suited for — Not suited for

519

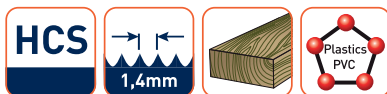
Starlock multitools for wood



Execution: Starlock HCS plunge-cutting saw blade Wood

Application: Plunge cutting in softwood (e.g. for installing a ventilation grille). Cutting a recess in furniture components (e.g. to enable access to a mains socket). Flush cutting wooden components (e.g. dowels, tenons) to length


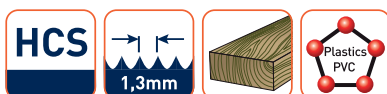
Type	Bosch	pcs/PU	Item no.	€ / PU
OTK 14/32	AIZ 32 EPC	1	519.0110	11,23
OTK 14/32	AIZ 32 EPC	5	519.0113	48,54



Execution: Starlock HCS plunge-cutting saw blade Wood

Application: Plunge cutting in softwood (e.g. for installing a ventilation grille). Cutting a door frame to length on the floor. Cutting a recess in furniture components (e.g. to enable access to a mains socket)

Type	Bosch	pcs/PU	Item no.	€ / PU
OTK 13/65	All 65 APC	1	519.0114	14,44



Execution: Starlock HCS plunge-cutting saw blade Hard Wood

Application: Precise plunge cuts in hardwood (e.g. for installing a display). Precise cut-outs in furniture components (e.g. to enable access to a mains sockets). Sawing wood panels (e.g. for the installation of skylights)

Type	Bosch	pcs/PU	Item no.	€ / PU
OTKJ 18/32	AIZ 32 BSPC	1	519.0116	11,80
OTKJ 18/32	AIZ 32 BSPC	5	519.0117	52,92

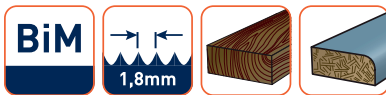





Execution: Starlock HCS plunge-cutting saw blade Hard Wood

Application: Plunge cuts in hardwood (e.g. for installing a ventilation grille). Plunge cuts in wooden boards (e.g. for installing a shelf). Sawing in wooden panels (e.g. for installing a skylight)

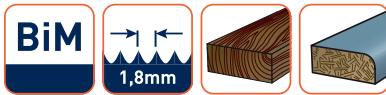
Type	Bosch	pcs/PU	Item no.	€ / PU
OTKJ 18/65	All 65 BSPC	1	519.0118	14,72
OTKJ 18/65	All 65 BSPC	5	519.0119	64,43



Execution: Starlock BiM plunge-cutting saw blade Hard Wood

Application: Plunge cutting in laminated panels or hardwood (e.g. for installing a ventilation grille). Cutting a recess in furniture components (e.g. to enable access to a mains socket). Flush cutting wooden components (e.g. dowels, tenons made of hardwood) to length

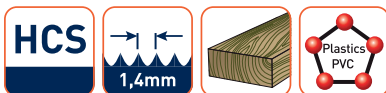

Type	Bosch	pcs/PU	Item no.	€ / PU
OTKJ 18/32bi	AIZ 32 BSPB	1	519.0166	15,90
OTKJ 18/32bi	AIZ 32 BSPB	5	519.0167	68,72



Execution: Starlock BiM plunge-cutting saw blade Hard Wood

Application: Plunge cutting in laminated panels or hardwood (e.g. for installing a ventilation grille). Cutting a recess in furniture components (e.g. to enable access to a mains socket). Flush cutting wooden components (e.g. dowels, tenons made of hardwood) to length

Type	Bosch	pcs/PU	Item no.	€ / PU
OTKJ 18/65bi	All 65 BSPB	1	519.0172	19,97
OTKJ 18/65bi	All 65 BSPB	5	519.0173	86,34




Execution: Starlock HCS segment saw blade Wood, depressed centre

Application: Plunge cutting in solid wood (e.g. to install a ventilation grille). Flush cutting wood (e.g. a protruding tenon on a wood joint). Cutting a plastic pipe (PVC) to length

Type	Bosch	pcs/PU	Item no.	€ / PU
OS14/85	ACZ 85 EC	1	519.0220	17,78


Starlock multitools for wood and metal



Execution: Starlock BIM plunge-cutting saw blade Wood/Metal
Application: Filigree adjustment work on non-ferrous profiles. Filigree adjustment work in wood (e.g. subsequently sawing recesses for locks and fittings). Plunge cuts in plasterboard



Type	Bosch	pcs/PU	Item no.	€ / PU
OT 13/10bi	AIZ 10 AB	1	519.0120	10,52



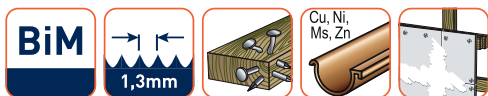
Execution: Starlock BIM plunge-cutting saw blade Wood/Metal
Application: Cutting a recess in furniture components (e.g. to enable access to a mains socket). Flush cutting a copper pipe. Plunge cuts in plasterboard



Type	Bosch	pcs/PU	Item no.	€ / PU
OT 13/20bi	AIZ 20 AB	1	519.0130	11,23
OT 13/20bi	AIZ 20 AB	5	519.0133	48,54



Execution: Starlock BIM plunge-cutting saw blade Metal
Application: Flush cutting nails. Flush cutting a copper pipe. Plunge cuts in plasterboard



Type	Bosch	pcs/PU	Item no.	€ / PU
OT 13/32bi	AIZ 32 AB	1	519.0140	13,13
OT 13/32bi	AIZ 32 AB	5	519.0143	56,72



Execution: Starlock BIM plunge-cutting saw blade Wood/Abrasive materials
Application: Ideal for sawing wood, plasterboard, chipboard and sandwich materials.



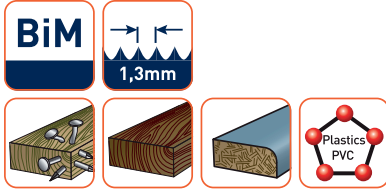

Type	Bosch	pcs/PU	Item no.	€ / PU
OT 18/53bi	AYZ 53 BPB	1	519.0154	17,64



Execution: Starlock BIM plunge-cutting saw blade Wood/Metal
Application: Deep plunge cut in wood, abrasive wooden materials, plastics. Cutting non-ferrous pipes and profiles with smaller dimensions. Cutting non-hardened nails, screws and steel profiles with smaller dimensions




Type	Bosch	pcs/PU	Item no.	€ / PU
OTK 13/32bi	AIZ 32 APB	1	519.0156	16,32
OTK 13/32bi	AIZ 32 APB	5	519.0157	70,61



Execution: Starlock BIM plunge-cutting saw blade Wood/Metal

Application: Cutting wood with nails. Cutting a door frame to length on the floor (softwood, hardwood, veneered panels, plastic-laminated panels). Plunge cuts in laminated panels (e.g. recesses for a shelf board)


Type	Bosch	pcs/PU	Item no.	€ / PU
OTK 13/65bi	All 65 APB	1	519.0158	18,95
OTK 13/65bi	All 65 APB	5	519.0159	82,49



Execution: Starlock Carbide plunge-cutting saw blade Metal/Stainless

Application: Cutting hardened screws and nails. Cutting inox/stainless steel (e.g. kitchen front cover). Plunge cuts in severely abrasive materials (e.g. fibreglass, plasterboard, cement bonded fibre boards, etc...)

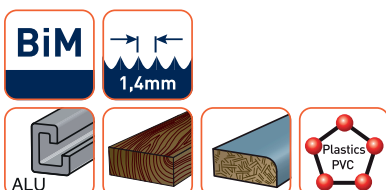
Type	Bosch	pcs/PU	Item no.	€ / PU
OT 11/20HM	AIZ 20 AT	1	519.0176	22,74



Execution: Starlock Carbide plunge-cutting saw blade Metal/Stainless

Application: Cutting hardened screws and nails. Cutting inox/stainless steel (e.g. kitchen front cover). Plunge cuts in severely abrasive materials (e.g. fibreglass, plasterboard, cement bonded fibre boards, etc...)


Type	Bosch	pcs/PU	Item no.	€ / PU
OT 11/32HM	AIZ 32 AT	1	519.0178	25,94
OT 11/32HM	AIZ 32 AT	3	519.0179	68,51



Execution: Starlock BIM segment saw blade Wood/Metal, depressed centre

Application: Cutting a door frame to length on the floor (softwood, hardwood, veneered panels, plastic-laminated panels). Cutting out laminate/parquet (e.g. for installing a partition wall). Cutting smaller mouldings to length (e.g. aluminium floor cover strips)


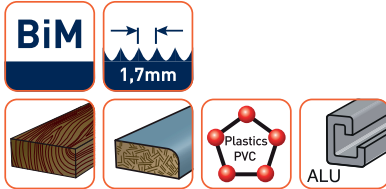
Type	Bosch	pcs/PU	Item no.	€ / PU
OS 14/85bi	ACZ 85 EB	1	519.0230	21,57



Execution: Starlock BIM segment saw blade Wood/Metal, depressed centre

Application: Cutting a door frame to length on the floor (softwood, hardwood, veneered panels, plastic-laminated panels). Cutting out laminate/parquet (e.g. for installing a partition wall). Cutting smaller mouldings to length (e.g. aluminium floor cover strips)

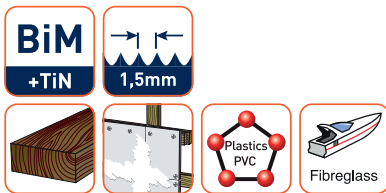
Type	Bosch	pcs/PU	Item no.	€ / PU
OS 17/100bi	ACZ 100 BB	1	519.0240	29,50




Execution: Starlock BIM-TiN segment saw blade Multi Material, depressed centre

Application: Plunge cutting in plasterboard or cement-bonded fibre boards (e.g. for installing a ventilator). Cutting smaller mouldings to length (e.g. aluminium floor cover strips). Cutting recesses in epoxy/glass fibre reinforced plastic (e.g. dashboard in a boat)

Type	Bosch	pcs/PU	Item no.	€ / PU
OS 15/85bit	ACZ 85 EIB	1	519.0190	30,65




Starlock multitools for specific applications



Execution: Starlock Carbide-RIFF plunge-cutting saw blade

Application: Plunge cuts in strongly abrasive materials (e.g. fibreglass). Rasping/filing functionality (e.g. deburring plunge cuts in fibreglass). Also excellent for removing mortar right into the most remote corners

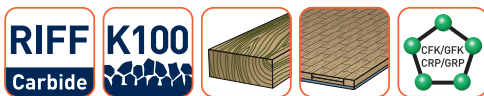
Type	Bosch	pcs/PU	Item no.	€ / PU
OTK 32K5	AIZ 32 RT5	1	519.0146	27,73




Execution: Starlock Carbide-RIFF sanding finger, fine sanding

Application: Sanding wood in tight gaps (e.g. shutter louvres). Sanding parquet in hard-to-reach areas (e.g. between heating pipes). Sanding wood, wood-plastic composite and epoxy (e.g. decking)

Type	Bosch	pcs/PU	Item no.	€ / PU
OTS 32K10	AVZ 32 RT10	1	519.0235	23,33







Execution: Starlock Carbide-RIFF sanding finger, coarse sanding

Application: Sanding paint in tight gaps (e.g. shutter louvres). Sanding parquet varnish in hard-to-reach areas (e.g. between heating pipes). Sanding wood, wood-plastic composite and epoxy (e.g. decking)

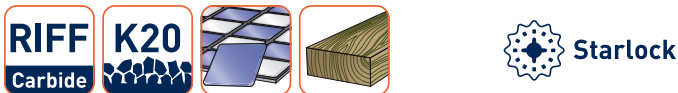
Type	Bosch	pcs/PU	Item no.	€ / PU
OTS 32K4	AVZ 32 RT4	1	519.0237	23,33



Execution: Starlock Carbide-RIFF sanding plate

Application: Removing mortar or tile adhesive (e.g. when replacing damaged tiles). Removing carpet adhesive residues from a mineral surface. Rasping wood for rough adaptations


Type	Bosch	pcs/PU	Item no.	€ / PU
OF 78K2	AVZ 78 RT2	1	519.0280	26,33



Execution: Starlock Carbide-RIFF grout and mortar remover

Application: Routing joints on wall and floor tiles. Removing mortar or tile adhesive (e.g. when replacing damaged tiles). Removing joints in the smallest of corners with the tungsten carbide tip (sanding and rasping finger)


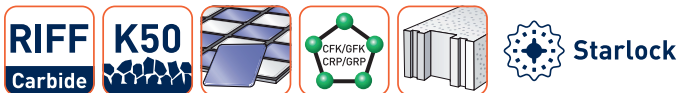
Type	Bosch	pcs/PU	Item no.	€ / PU
OX 70K4	AVZ 70 RT4	1	519.0250	47,70



Execution: Starlock Carbide-RIFF thin-kerf segment saw blade

Application: Routing extra-thin 1/16" joints on wall tiles. Routing recesses in epoxy/glass fibre reinforced plastic (e.g. dashboard). Routing grooves in porous concrete, for laying concealed cables and pipes

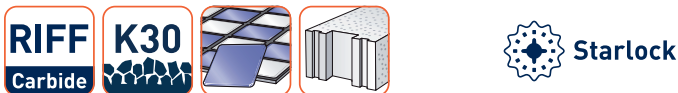
Type	Bosch	pcs/PU	Item no.	€ / PU
OS 70K5	ACZ 70 RT5	1	519.0260	27,22



Execution: Starlock Carbide-RIFF segment saw blade

Application: Routing joints on wall and floor tiles. Routing smaller cutouts in soft wall tiles. Routing grooves in porous concrete, for laying concealed cables and pipes

Type	Bosch	pcs/PU	Item no.	€ / PU
OS 85K3	ACZ 85 RT3	1	519.0270	32,94






Execution: Starlock Diamond-RIFF segment saw blade

Application: Routing smaller cutouts in soft wall tiles. Routing recesses in epoxy/glass fibre reinforced plastic (e.g. in a boat's hull). Routing joints on wall tiles


Type	Bosch	pcs/PU	Item no.	€ / PU
OS 85D4	ACZ 85 RD4	1	519.0290	53,40



Execution: Starlock BIM serrated segment blade

Application: Flush cutting to length of protruding insulation material, especially polystyrene. Cutting insulation panels to size (e.g. Flumroc floor panel/sound insulation panel). Cutting soft materials (e.g. cardboard, carpet, rubber, leather...)


Type	Bosch	pcs/PU	Item no.	€ / PU
OSW 100Bi	ACZ 100 SWB	1	519.0320	31,47



Execution: Starlock HCS universal joint cutter

Application: Cutting soft expansion joints. Cutting window putty (sealing compound). Cutting insulation materials (e.g. Flumroc rockwool)


Type	Bosch	pcs/PU	Item no.	€ / PU
OFM28	AIZ 28 SC	1	519.0310	17,64



Execution: Starlock HCS scraper, rigid

Application: Removing mortar or tile adhesive (e.g. when replacing damaged tiles). Removing mortar and concrete residues. Removing hard, brittle carpet adhesive residues


Type	Bosch	pcs/PU	Item no.	€ / PU
OK 52	ATZ 52 SC	1	519.0300	10,52



Execution: Starlock HCS Multi-blade

Application: Cutting flexible abrasive materials (e.g. roofing felt, bitumen shingles). Cutting soft materials (e.g. carpet, cardboard, PVC floor). Cutting artificial turf

Type	Bosch	pcs/PU	Item no.	€ / PU
OHM 32	ASZ 32 SC	1	519.0315	20,41
OHM 32	ASZ 32 SC	5	519.0316	94,56



Execution: Starlock Sanding plate
Application: Sanding plate with micro Velcro-type fastening system. Quick, easy sanding sheet changes

Type	Bosch	pcs/PU	Item no.	€ / PU
OP 93	AVZ 93 G	1	519.0330	10,80

PREMIUM Starlock multitools set, in case **ROTEC®**



519.9000

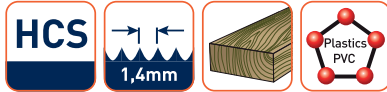



519.9010

Execution: Sets of multi-tools with Starlock interface.

Description	Type	Content	pcs/PU	Item no.	€ / PU
4 pc set Starlock plunge saw blades (wood and metal)	519	1x 519.0156 OTK 13/32bi 1x 519.0178 OT 11/32HM 1x 519.0158 OTK 13/65bi 1x 519.0166 OTKJ 18/32bi	1	519.9000	78,11
4 pc Starlock tilers set "Professional" (Carbide-RIFF)	519	1x 519.0280 OF 78K2 1x 519.0146 OTK 32K5 1x 519.0260 OS 70K5 1x 519.0270 OS 85K3	1	519.9010	112,08


Starlock-Plus multitools for wood



Execution: Starlock-Plus HCS plunge-cutting saw blade Wood
Application: Deep 60 mm plunge cut in softwood (e.g. for installing a ventilation grille). Cutting a recess in furniture components (e.g. to enable access to a mains socket). Flush cutting wooden components (e.g. dowels, tenons) to length

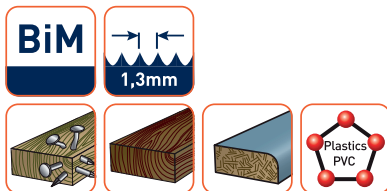

Type	Bosch	pcs/PU	Item no.	€ / PU
PTK 14/32	PAIZ 32 EPC	1	519.3110	15,45

Starlock-Plus multitools for wood and metal




Execution: Starlock-Plus BIM plunge-cutting saw blade Wood/Metal
Application: Deep 60 mm plunge cut in wood, abrasive wooden materials, plastics. Cutting non-ferrous pipes and profiles with smaller dimensions. Cutting non-hardened nails, screws and steel profiles with smaller dimensions

Type	Bosch	pcs/PU	Item no.	€ / PU
PTK 13/32bi	PAIZ 32APB	1	519.3156	19,97




Execution: Starlock-Plus BIM plunge-cutting saw blade Wood/Metal
Application: Cutting wood with nails. Cutting a door frame to length on the floor (softwood, hardwood, veneered panels, plastic-laminated panels). Plunge cuts in laminated panels (e.g. recesses for a shelf board)

Type	Bosch	pcs/PU	Item no.	€ / PU
PTK 13/65bi	PAII 65 APB	1	519.3158	23,61



Execution: Starlock-Plus Carbide plunge-cutting saw blade Metal/Stainless
Application: Cutting hardened screws and nails. Cutting inox/stainless steel (e.g. kitchen front cover). Plunge cuts in severely abrasive materials (epoxy, glass fibre reinforced plastic, fibreglass, plasterboard, porous concrete, cement bonded fibre boards)

Type	Bosch	pcs/PU	Item no.	€ / PU
PT 11/32HM	PAIZ 32 AT	1	519.3178	32,07



Execution: Starlock-Plus Carbide plunge-cutting saw blade Metal/Stainless
Application: Cutting hardened screws and nails, metal sheets, abrasive materials such as epoxy, GFK, CFK, plasterboard, cement-bonded fibreboards and fibre-reinforced plastic.

Type	Bosch	pcs/PU	Item no.	€ / PU
PTK 13/32HM	PAIZ 32 APT	1	519.3185	31,89



Execution: Starlock-Plus Carbide plunge-cutting saw blade Metal/Stainless
Application: Cutting hardened screws and nails, metal sheets, abrasive materials such as epoxy, GFK, CFK, plasterboard, cement-bonded fibreboards and fibre-reinforced plastic.

Type	Bosch	pcs/PU	Item no.	€ / PU
PTK 13/52HM	PAII 52 APT	1	519.3190	33,37

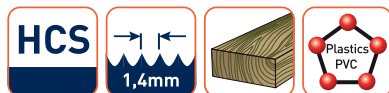
Starlock-Plus multitools for specific applications



Execution: Starlock-Plus Carbide-RIFF plunge-cutting saw blade
Application: Precise plunge and straight cuts in highly abrasive materials such as epoxy, GFK, CFK, grouts, aerated concrete and cement-bonded fibre boards.

Type	Bosch	pcs/PU	Item no.	€ / PU
POT 53K4	PAYZ 53 MT4	1	519.3300	23,08


Starlock-Max multitools for wood



Execution: Starlock-Max HCS plunge-cutting saw blade Wood
Application: Fast and deep plunge cuts in wood (e.g. 80 mm window frames). Fast and deep plunge cuts in wooden beams (e.g. skylight beams). Subsequently making recesses for tenons and connections (ideal with Expert depth stop)

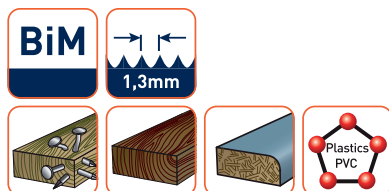

Type	Bosch	pcs/PU	Item no.	€ / PU
MTK 14/32	MAIZ 32 EPC	1	519.4110	16,76

Starlock-Max multitools for wood and metal





Execution: Starlock-Max BiM plunge-cutting saw blade Wood/Metal
Application: Fast and deep plunge cuts in wood and nails (e.g. 80 mm window frames with metal components). Fast and deep plunge cuts in wooden beams (e.g. skylight beams). Cutting non-hardened nails, screws and steel profiles with small dimensions (e.g. concealed metal fixings)

Type	Bosch	pcs/PU	Item no.	€ / PU
MTK 13/32bi	MAIZ 32 APB	1	519.4156	19,82




Execution: Starlock-Max BIM plunge-cutting saw blade Wood/Metal
Application: Deep and wide plunge cuts in wood containing nails (e.g. window frames with metal components). Deep and wide plunge cuts in wooden beams containing nails (e.g. skylight beams). Cutting non-hardened nails, screws and steel profiles with small dimensions (e.g. concealed metal fixings)

Type	Bosch	pcs/PU	Item no.	€ / PU
MTK 13/52bi	MAI1 52 APB	1	519.4158	21,57



Execution: Starlock-Max Carbide plunge-cutting saw blade Metal/Stainless
Application: Cutting hardened nails, screws and steel profiles with small dimensions (e.g. concealed metal fixings). Deep 70 mm plunge cut in porous concrete (e.g. hole for socket). Plunge cuts in severely abrasive materials (inox, stainless steel, epoxy, glass fibre reinforced plastic, fibreglass, plasterboard, cement bonded fibre boards)

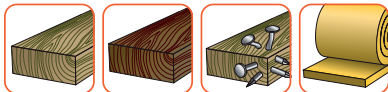
Type	Bosch	pcs/PU	Item no.	€ / PU
MTK 11/32HM	MAIZ 32 AT	1	519.4178	33,37



Execution: Starlock-Max Carbide plunge-cutting saw blade Metal/Stainless

Application: Cutting hardened screws and nails, metal sheets, abrasive materials such as epoxy, GFK, CFK, plasterboard, cement-bonded fibreboards and fibre-reinforced plastic.


Type	Bosch	pcs/PU	Item no.	€ / PU
MTK 13/32HM	MAII 32 APT	1	519.4180	32,42



Execution: Starlock-Max BIM plunge-cutting saw blade Wood/Metal

Application: Extra-fast deep cuts in wood, hardwood and insulation materials.


Type	Bosch	pcs/PU	Item no.	€ / PU
MOS 17/100bi	MACZ 145 BB	1	519.4190	32,18



Execution: Starlock-Max Carbide-RIFF sanding plate

Application: Removing mortar or tile adhesive (e.g. when replacing damaged tiles). Removing carpet adhesive residues from a mineral surface. Rasping wood for rough adaptations

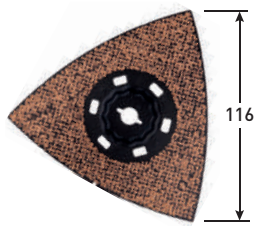
Type	Bosch	pcs/PU	Item no.	€ / PU
MOF 116K10	MAVZ 116 RT10	1	519.4235	29,07



Execution: Starlock-Max Carbide-RIFF sanding plate

Application: Removing mortar or tile adhesive (e.g. when replacing damaged tiles). Removing carpet adhesive residues from a mineral surface. Rasping wood for rough adaptations


Type	Bosch	pcs/PU	Item no.	€ / PU
MOF 116K6	MAVZ 116 RT6	1	519.4240	29,07



Execution: Starlock-Max Carbide-RIFF sanding plate

Application: Removing mortar or tile adhesive (e.g. when replacing damaged tiles). Removing carpet adhesive residues from a mineral surface. Rasping wood for rough adaptations


Type	Bosch	pcs/PU	Item no.	€ / PU
MOF 116K4	MAVZ 116 RT4	1	519.4245	29,07



Execution: Starlock-Max Carbide-RIFF sanding plate

Application: Removing mortar or tile adhesive (e.g. when replacing damaged tiles). Removing carpet adhesive residues from a mineral surface. Rasping wood for rough adaptations

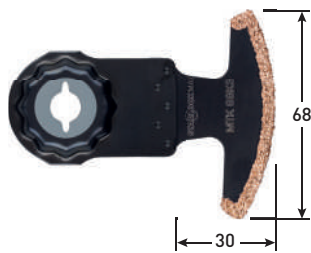

Type	Bosch	pcs/PU	Item no.	€ / PU
MOF 116K2	MAVZ 116 RT2	1	519.4250	29,07



Execution: Starlock-Max Carbide-RIFF segment saw blade, thin

Application: Routing thin joints up to 1.5 mm (e.g. marble joints). Routing joints which are hard to reach and close to edges (e.g. in corners). Routing grooves in porous concrete, for laying concealed cables and pipes

Type	Bosch	pcs/PU	Item no.	€ / PU
MA 68K5	MATI 68 RST5	1	519.4260	39,94



Execution: Starlock-Max Carbide-RIFF segment saw blade, thin

Application: Routing joints which are hard to reach and close to edges (e.g. in corners). Routing deep joints on wall and floor tiles. Routing grooves in porous concrete, for laying concealed cables and pipes

Type	Bosch	pcs/PU	Item no.	€ / PU
MA 68K3	MATI 68 RT3	1	519.4270	39,94





Execution: Starlock-Max Diamond-RIFF segment saw blade, thin

Application: Routing thin joints up to 1.5 mm (e.g. marble joints). Routing joints which are hard to reach and close to edges (e.g. in corners). Routing recesses in epoxy/glass fibre reinforced plastic (e.g. in a boat's hull)

Type	Bosch	pcs/PU	Item no.	€ / PU
MAS 68D4	MATI 68 RSD4	1	519.4280	66,48



Execution: Starlock-Max Diamond-RIFF segment saw blade

Application: Routing smaller cutouts in soft wall tiles. Routing joints which are hard to reach and close to edges (e.g. in corners). Routing recesses in epoxy/glass fibre reinforced plastic (e.g. in a boat's hull)

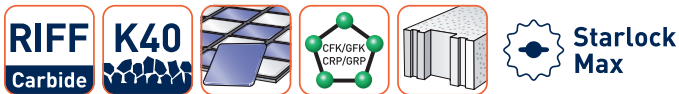
Type	Bosch	pcs/PU	Item no.	€ / PU
MA 68D4	MATI 68 RD4	1	519.4290	66,48



Execution: Starlock-Max Carbide-RIFF segment saw blade

Application: Extra-fast deep cuts in abrasive materials such as epoxy, GFK, CFK, gROUT, aerated concrete and cement-bonded fibre boards.

Type	Bosch	pcs/PU	Item no.	€ / PU
MOS 100K4	MACZ 145 MT4	1	519.4297	36,91

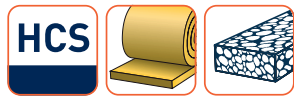


Execution: Starlock-Max HCS universal joint cutter

Application: Cutting expansion joints (e.g. silicone). Cutting out window putty (sealing compound). Cutting soft materials (e.g. insulation material, rubber, carpet, cardboard...)

Type	Bosch	pcs/PU	Item no.	€ / PU
MTM 32	MALI 32 SC	1	519.4305	10,80

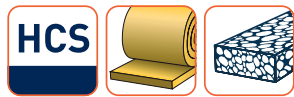




Execution: Starlock-Max HCS universal joint cutter, long

Application: Deep 70 mm cutting of expansion joints (e.g. silicone). Deep cutting of window putty (sealing compound). Cutting soft materials (e.g. insulation material, rubber, carpet, cardboard...)

Type	Bosch	pcs/PU	Item no.	€ / PU
MFM 32	MAII 32 SLC	1	519.4310	20,41




Execution: Starlock-Max HCS segment blade

Application: Fast cutting of window putty (e.g. cutting out insulating glass panes laid in a putty bed). Cutting soft materials (e.g. insulation material, rubber, carpet, cardboard...). Cuts in corners of soft materials

Type	Bosch	pcs/PU	Item no.	€ / PU
MTMK 66	MATI 66 SC	1	519.4320	27,40

517



Starlock multitools, SILVER-LINE



Execution: HCS plunge saw blade with Starlock interface and standard tothing.

Application: Plunge-cutting in wood and plastic.

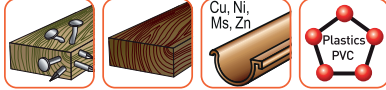

Material	Type	B (mm)	l ₂	pcs/PU	Item no.	€ / PU
HCS	MTSS35	35	50	10	517.1001	88,71



Execution: HCS plunge saw blade with Starlock interface and a standard 'Curved'-tothing.

Application: Plunge-cutting in wood and plastic. Extra-precise thanks to the 'Curved' tothing.


Material	Type	B (mm)	l ₂	pcs/PU	Item no.	€ / PU
HCS	MTS65	65	50	10	517.1051	98,57



Execution: Bi-metal plunge saw blade with Starlock interface and standard tothing.

Application: Plunge cutting in wood with nails, plastics and non-ferrous profiles.


Material	Type	B (mm)	l ₂	pcs/PU	Item no.	€ / PU
Bimetal	MTS35bi	35	50	10	517.1101	109,05



Execution: Bi-metal plunge saw blade with Starlock interface and standard tothing.

Application: Plunge cutting in wood with nails, plastics and non-ferrous profiles.


Material	Type	B (mm)	l ₂	pcs/PU	Item no.	€ / PU
Bimetal	MTS65bi	65	50	10	517.1151	112,05



Execution: HCS plunge saw blade with Starlock interface and 'Japanese' tothing.

Application: Plunge-cutting in hard wood and plastics. Extra clean cuts thanks to the 'Japanese' tothing.

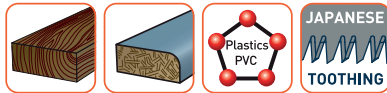
Material	Type	B (mm)	l ₂	pcs/PU	Item no.	€ / PU
HCS	MTCS35	35	50	10	517.1201	95,96



Execution: HCS plunge saw blade with Starlock interface and 'Japanese' tothing.

Application: Plunge-cutting in hard wood and plastics. Extra clean cuts thanks to the 'Japanese' tothing.

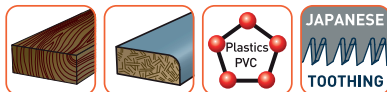

Material	Type	B (mm)	l ₂	pcs/PU	Item no.	€ / PU
HCS	MTC65	65	50	10	517.1251	111,28



Execution: Bi-metal plunge saw blade with Starlock interface and 'Japanese' tothing.

Application: Plunge-cutting in hard wood, plastics and laminates. Extra clean cuts thanks to the 'Japanese' tothing.

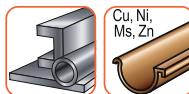

Material	Type	B (mm)	l ₂	pcs/PU	Item no.	€ / PU
Bimetal	MTC35bi	35	50	10	517.1301	108,27



Execution: Bi-metal plunge saw blade with Starlock interface and 'Japanese' tothing.

Application: Plunge-cutting in hard wood, plastics and laminates. Extra clean cuts thanks to the 'Japanese' tothing.

Material	Type	B (mm)	l ₂	pcs/PU	Item no.	€ / PU
Bimetal	MTC65bi	65	50	10	517.1351	136,46



Execution: Bi-metal plunge saw blade with Starlock interface and fine pitched tothing.

Application: Plunge-cutting in thin walled steel, steel profiles and non-ferrous profiles. Precise and controlled sawing due to the fine tothing.

Material	Type	B (mm)	l ₂	pcs/PU	Item no.	€ / PU
Bimetal	MTF30bi	30	50	10	517.1401	82,19

517

Starlock plunge saw blade set (wood and metal)



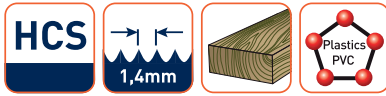

Execution: Plastic case filled with 4 common plunge-cut saw blades suitable for both wood and metal.

Application: Suitable for plunge-cutting in wood, plastic, wood with nails and metal.

Description	Type	Content	pcs/PU	Item no.	€ / PU
Starlock plunge-cut saw blades set, in plastic case	517	1x 517.1201 (MTC35 wood/plastic) 1x 517.1101 (MTS35bi wood/nails) 1x 517.1151 (MTS65bi wood/nails) 1x 517.1401 (MTF30bi metal/wood)	1	517.9000	39,96

516

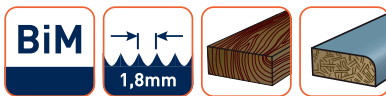

Multitool with universal interface, for wood



Execution: OPTI-LINE HCS plunge cut saw blade with universal interface for wood.

Application: Plunge cutting in softwood (e.g. for installing a ventilation grille). Cutting a recess in furniture components (e.g. to enable access to a mains socket). Flush cutting wooden components (e.g. dowels, tenons) to length.

Type	pcs/PU	Item no.	€ / PU
OT 14/34	5	516.0110	34,07

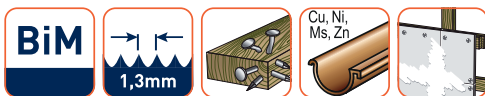



Execution: OPTI-LINE BiM plunge cut saw blade with universal interface for hard wood.

Application: Plunge cutting in laminated panels or hardwood (e.g. for installing a ventilation grille). Cutting a recess in furniture components (e.g. to enable access to a mains socket). Flush cutting wooden components (e.g. dowels, tenons made of hardwood) to length.

Type	pcs/PU	Item no.	€ / PU
OT 18/34bi	5	516.0160	45,62

Multitool with universal interface, for wood and metal




Execution: OPTI-LINE BiM plunge cut saw blade with universal interface for metal.

Application: Flush cutting nails. Flush cutting a copper pipe. Plunge cuts in plasterboard.

Type	pcs/PU	Item no.	€ / PU
OT 13/34bi	5	516.0140	43,31

Multitool with universal interface, for specific applications



Execution: OPTI-LINE HCS scraper with universal interface.

Application: Removing mortar or tile adhesive (e.g. when replacing damaged tiles). Removing mortar and concrete residues. Removing hard, brittle carpet adhesive residues.

Type	pcs/PU	Item no.	€ / PU
OK 52	5	516.0300	28,30

550

HSS-DMo5 Circular saw blade, steam tempered



HSS
DMo5

Execution: Steam tempered circular saw blades have a dark blue hard and wear resistant layer which results in longer tool life of the blade. The blades have universal pinholes. Available in 32mm and 40mm bores.

Application: HSS Circular saw blades are used on manual and semi-automatic operated sawing machines for cutting solid bars or hollow profiles/tubes to length.
Material groups: 1.1 - 1.4 / 3.1 - 3.3 / 4.1 - 4.9 / 4.12

d ₁	W	d ₆	Z	P _t	pcs/PU	Item no.	€ / PU
200	1,8	32	160	4	1	550.2016	136,04
200	1,8	32	200	3	1	550.2018	136,04
225	2,0	32	120	6	1	550.2212	145,46
225	2,0	32	160	5	1	550.2216	145,46
225	2,0	32	180	4	1	550.2218	145,46
225	2,0	32	220	3	1	550.2222	145,46
250	2,0	32	100	8	1	550.2510	153,54
250	2,0	32	128	6	1	550.2512	153,54
250	2,0	32	160	5	1	550.2516	153,54
250	2,0	32	200	4	1	550.2520	153,54
275	2,5	32	140	6	1	550.2714	188,83
275	2,5	40	180	5	1	550.2715	188,83
275	2,5	32	180	5	1	550.2718	188,83
275	2,5	32	220	4	1	550.2722	188,83
275	2,5	32	280	3	1	550.2728	188,83

d ₁	W	d ₆	Z	P _t	pcs/PU	Item no.	€ / PU
300	2,5	32	160	6	1	550.3016	226,40
300	2,5	32	180	5	1	550.3018	226,40
300	2,5	32	200	5	1	550.3020	226,40
300	2,5	32	220	4	1	550.3022	226,40
300	2,5	40	220	4	1	550.3023	226,40
300	2,5	40	160	6	1	550.3025	226,40
315	2,5	32	120	8	1	550.3112	252,74
315	2,5	32	160	6	1	550.3116	252,74
315	2,5	32	240	4	1	550.3118	252,74
315	2,5	32	200	5	1	550.3120	252,74
315	2,5	40	200	5	1	550.3121	252,74
315	2,5	40	160	6	1	550.3122	252,74
315	2,5	40	240	4	1	550.3124	252,74
350	3,0	40	220	5	1	550.3522	335,54
370	2,5	40	280	4,5	1	550.3728	396,36

901

RW-30 Wax stick (300gr.)



NON-FERRO **ALU**

Execution: High-end wax stick for coolant and lubrication of cutting operations on non-ferrous metals such as aluminium, copper, brass, etc. Free of chlorides, no harmful fumes or vapours.

Application: For all circular saw blade machines without coolant supply. To apply the wax, hold the wax stick against the rotating blade shortly. Repeat every 10-20 sawing cycles. Also suitable for milling, tapping, reaming, drilling, turning etc.

Packaging	Content (gr)	pcs/PU	Item no.	€ / PU
Stick	300	1	901.2025	20,37



Execution: Bi-metal band saw blades, with HSS-E% teeth and variable pitch toothting.

Application: For use on band saw machines with automatic feed and coolant supply.
Material groups: 1.1 - 1.4 / 3.1 - 3.3 / 4.5 - 4.9



L (mm)	H (mm)	b	TPI	pcs/PU	Item no.	€ / PU
2060	19	0,90	4/6	1	552.19.2060C	43,85
2060	19	0,90	5/8	1	552.19.2060D	43,85
2060	19	0,90	6/10	1	552.19.2060E	43,85
2060	19	0,90	8/12	1	552.19.2060F	43,85
2080	19	0,90	4/6	1	552.19.2080C	44,20
2080	19	0,90	5/8	1	552.19.2080D	44,20
2080	19	0,90	6/10	1	552.19.2080E	44,20
2080	19	0,90	8/12	1	552.19.2080F	44,20
2360	19	0,90	4/6	1	552.19.2360C	48,22
2360	19	0,90	5/8	1	552.19.2360D	48,22
2360	19	0,90	6/10	1	552.19.2360E	48,22
2360	19	0,90	8/12	1	552.19.2360F	48,22
2450	27	0,90	3/4	1	552.27.2450B	52,05
2450	27	0,90	4/6	1	552.27.2450C	52,05
2450	27	0,90	5/8	1	552.27.2450D	52,05
2450	27	0,90	6/10	1	552.27.2450E	52,05
2450	27	0,90	8/12	1	552.27.2450F	52,05
2480	27	0,90	3/4	1	552.27.2480B	52,05
2480	27	0,90	4/6	1	552.27.2480C	52,05
2480	27	0,90	5/8	1	552.27.2480D	52,05
2480	27	0,90	6/10	1	552.27.2480E	52,05
2480	27	0,90	8/12	1	552.27.2480F	52,05
2700	27	0,90	3/4	1	552.27.2700B	55,31
2700	27	0,90	4/6	1	552.27.2700C	55,31
2700	27	0,90	5/8	1	552.27.2700D	55,31
2700	27	0,90	6/10	1	552.27.2700E	55,31
2700	27	0,90	8/12	1	552.27.2700F	55,31
2750	27	0,90	3/4	1	552.27.2750B	56,16
2750	27	0,90	4/6	1	552.27.2750C	56,16
2750	27	0,90	5/8	1	552.27.2750D	56,16
2750	27	0,90	6/10	1	552.27.2750E	56,16
2750	27	0,90	8/12	1	552.27.2750F	56,16
2825	27	0,90	3/4	1	552.27.2825B	57,03
2825	27	0,90	4/6	1	552.27.2825C	57,03
2825	27	0,90	5/8	1	552.27.2825D	57,03
2825	27	0,90	6/10	1	552.27.2825E	57,03
2825	27	0,90	8/12	1	552.27.2825F	57,03
2845	27	0,90	3/4	1	552.27.2845B	57,47
2845	27	0,90	4/6	1	552.27.2845C	57,47

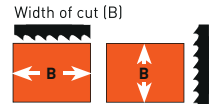
L (mm)	H (mm)	b	TPI	pcs/PU	Item no.	€ / PU
2845	27	0,90	5/8	1	552.27.2845D	57,47
2845	27	0,90	6/10	1	552.27.2845E	57,47
2845	27	0,90	8/12	1	552.27.2845F	57,47
2925	27	0,90	3/4	1	552.27.2925B	58,56
2925	27	0,90	4/6	1	552.27.2925C	58,56
2925	27	0,90	5/8	1	552.27.2925D	58,56
2925	27	0,90	6/10	1	552.27.2925E	58,56
2925	27	0,90	8/12	1	552.27.2925F	58,56
2950	27	0,90	3/4	1	552.27.2950B	59,21
2950	27	0,90	4/6	1	552.27.2950C	59,21
2950	27	0,90	5/8	1	552.27.2950D	59,21
2950	27	0,90	6/10	1	552.27.2950E	59,21
2950	27	0,90	8/12	1	552.27.2950F	59,21
3180	27	0,90	3/4	1	552.27.3180B	62,23
3180	27	0,90	4/6	1	552.27.3180C	62,23
3180	27	0,90	5/8	1	552.27.3180D	62,23
3180	27	0,90	6/10	1	552.27.3180E	62,23
3180	27	0,90	8/12	1	552.27.3180F	62,23
3240	27	0,90	3/4	1	552.27.3240B	63,33
3240	27	0,90	4/6	1	552.27.3240C	63,33
3240	27	0,90	5/8	1	552.27.3240D	63,33
3240	27	0,90	6/10	1	552.27.3240E	63,33
3240	27	0,90	8/12	1	552.27.3240F	63,33
3310	27	0,90	3/4	1	552.27.3310B	64,20
3310	27	0,90	4/6	1	552.27.3310C	64,20
3310	27	0,90	5/8	1	552.27.3310D	64,20
3310	27	0,90	6/10	1	552.27.3310E	64,20
3310	27	0,90	8/12	1	552.27.3310F	64,20
3660	27	0,90	3/4	1	552.27.3660B	69,18
3660	27	0,90	4/6	1	552.27.3660C	69,18
3660	27	0,90	5/8	1	552.27.3660D	69,18
3660	27	0,90	6/10	1	552.27.3660E	69,18
3660	27	0,90	8/12	1	552.27.3660F	69,18
3810	27	0,90	3/4	1	552.27.3810B	71,14
3810	27	0,90	4/6	1	552.27.3810C	71,14
3810	27	0,90	5/8	1	552.27.3810D	71,14
3810	27	0,90	6/10	1	552.27.3810E	71,14
3810	27	0,90	8/12	1	552.27.3810F	71,14

TOOTH SELECTION FOR BI-METAL BAND SAW BLADES

1. Determine size and shape of material to be cut.
2. Identify chart to be used (square solids, round solids or pipes/structural profiles).
3. Read teeth per inch (TPI) next to material size.

SOLID MATERIAL, SQUARE / RECTANGULAR

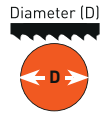

Locate width of cut (B)



WIDTH OF CUT	
IN	0.1 0.2 0.3 0.4 0.5 0.6 0.7 0.8 0.9 1 2 5 10 15 20 25 30 35 40 45 50
MM	2.5 5 7.5 10 12.5 15 17.5 20 22.5 25 50 125 250 375 500 625 750 875 1000 1125 1250
TPI	14/18 10/14 8/12 6/10 6/8 5/8 4/6 3/4 2/3 1.5/2.0 1.4/2.0 1.0/1.3 0.7/1.0

SOLID MATERIAL, ROUND

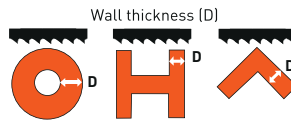
Locate diameter of cut (D)



DIAMETER OF CUT	
IN	0.1 0.2 0.3 0.4 0.5 0.6 0.7 0.8 0.9 1 2 5 10 15 20 25 30 35 40 45 50
MM	2.5 5 7.5 10 12.5 15 17.5 20 22.5 25 50 125 250 375 500 625 750 875 1000 1125 1250
TPI	14/18 10/14 8/12 6/10 6/8 5/8 4/6 3/4 2/3 1.5/2.0 1.4/2.0 1.0/1.3 0.7/1.0

PIPES / STRUCTURAL PROFILES


Locate wall thickness (D)



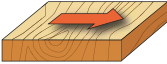
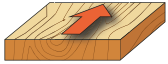





















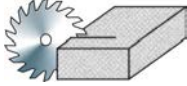
WALL THICKNESS	
IN	0.05 0.10 0.15 0.20 0.25 0.30 0.40 0.50 0.60 0.70 0.80 0.90 1 1.5 2
MM	1.25 2.5 3.75 5 6.25 7.5 10 12.5 15 17.5 20 22.5 25 37.5 50
TPI	14/18 10/14 8/12 6/10 6/8 5/8 4/6 3/4 2/3

BUNDLED / STACKED MATERIALS:

To select the proper number of teeth per inch (TPI) for bundled or stacked materials, find the recommended TPI for a single piece and choose one pitch coarser to cut the bundle.



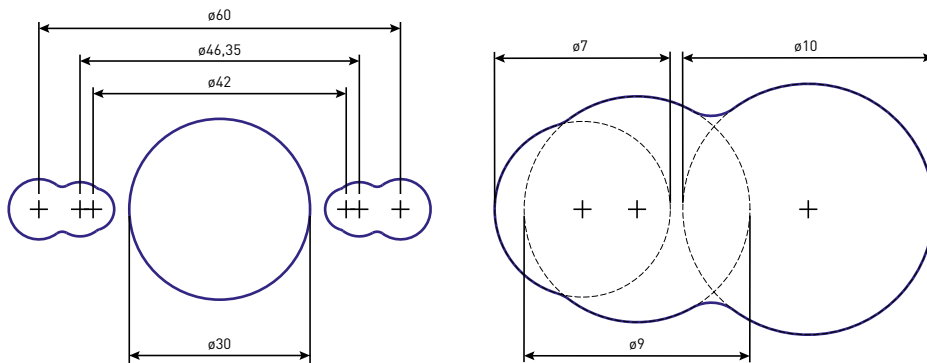
OVERVIEW OF SYMBOLS FOR TCT CIRCULAR SAW BLADES

					
Cross cut	Rip cut	Acrylic glass (Plexiglas®)	Aluminium (solid material)	Aluminium (tube and profile)	Structural steel
					
Veneered board	Wood wool board (Heraklith® etc.)	Wood with nails	HPL-boards (Trespa® etc.)	Plastics	Laminate
					
Solid wood	Corrugated sheets (metal)	Sheet material (metal)	OSB board	Circuit board	Profiles and glass bars (wood)
					
Stainless steel (thin walled parts)	Sandwich panel	Chip board	Chip board (laminated)	Glued laminated timber (Glulam)	Fibre cement (Eternit® etc.)

PIN HOLE COMBINATIONS FOR TCT CIRCULAR SAW BLADES

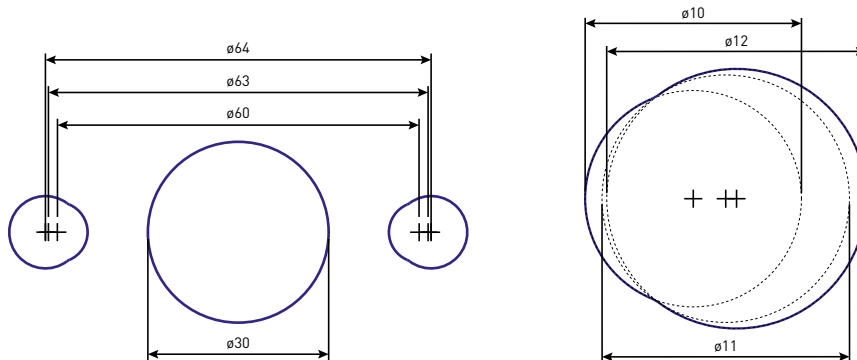
Combi 1

2/7/42
+
2/9/46
+
2/10/60



Combi 2

2/10/60
+
2/11/63
+
2/12/64



MATERIAL TABLE FOR PCD AND TUNGSTEN CARBIDE TIPPED CIRCULAR SAW BLADES

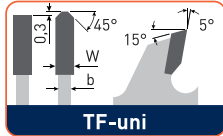
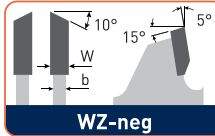
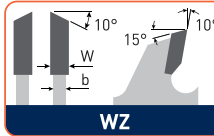
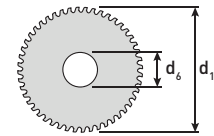
Material	Group	Page
Acrylic glass (Plexiglas®)	553.4 / 554.5 / 555.0	324 / 328 / 331
Aerated concrete (Ytong®)	553.3 / 553.2	324 / 323
Aluminium (solid material)	555.0	331
Aluminium (tubes, profiles)	555.2 / 555.1	333 / 332
Chipboard (laminated, melamine faced)	554.4 / 554.7 / 554.5	328 / 329 / 328
Chipboard (non-laminated)	554.2	326
Circuit board	554.7 / 553.3 / 554.5	329 / 324 / 328
Construction site, for use on ~	553.2 / 553.1	323 / 323
Construction site, for use on ~ (free of nails)	553.1	323
Copper (profiles, tubes)	555.2 / 555.1	333 / 332
Copper (solid material)	555.0	331
Drywall, gypsum	553.3 / 553.2	324 / 323
Eternit®, fibre cement	553.3 / 553.2	324 / 323
Fibre cement (Eternit®)	553.3 / 553.2	324 / 323
Fibreglass boards (GFRP)	553.3	324
Fire wood	554.0 / 554.0 (OPTI)	325 / 325
Fire wood with inclusions	553.1	323
Gypsum boards, drywall	553.3 / 553.1	324 / 323
Hardboard	554.2	327
HPL, laminated panels (Trespa®, Resopal®)	554.2 / 553.3 / 554.5	326 / 324 / 328
INOX, Stainless steel	556.3	337
Insulation board, polystyrene (PS)	554.0 / 554.0 (OPTI) / 554.2	325 / 325 / 326
Laminate	553.3 / 554.2	324 / 326
Laminated panels, HPL (Trespa®, Resopal®)	554.2 / 553.3 / 554.5	326 / 324 / 328
MDF (Medium-Density Fibreboard)	554.2	326
Metal (not stainless steel)	556.0	334
Mineral material boards (Corian, Hi-Macs)	553.3 / 553.1	324 / 323
Non-ferrous metals (Brass)	555.0 / 555.2 / 555.1	331 / 333 / 332
OSB boards	554.2	326
Parquet	554.2	326
Particle board (laminated, melamine faced)	554.4 / 554.7 / 554.5	328 / 329 / 328
Particle board (non-laminated)	554.2	326
Pertinax, Veroboard, FR-2	554.2	326
Plastics (profiles, tubes)	555.2 / 555.1	333 / 332
Plastics (solid material)	555.0	331
Plexiglas®, acrylic glass	553.4 / 554.5 / 555.0	324 / 328 / 331
Plywood	554.2	326
Polystyrene (PS), insulation board	554.0 / 554.0 (OPTI) / 554.2	325 / 325 / 326
Precious woods (Bankirai, Amaranth, Ebony, Walnut, etc.)	554.2 / 554.4	326 / 328
Profile strips (wood)	554.2 / 553.4 / 554.4	326 / 324 / 328
Sandwich panel (Dibond®)	556.2	336
Solid wood, hard (cross cut)	554.2	326
Solid wood, hard (rip cut)	554.0 / 554.0 (OPTI) / 554.2 / 554.1	325 / 325 / 326 / 326
Solid wood, soft (cross cut)	554.2	326
Solid wood, soft (rip cut)	554.0 / 554.0 (OPTI) / 554.1	325 / 325 / 326
Stainless steel, INOX	556.3	337
Steel (not stainless steel)	556.1	335
Veneered boards	554.2	326
Veroboard, FR-2, Pertinax	554.2	326
Wood (profile strips)	554.2 / 553.4 / 554.4	326 / 324 / 328
Ytong®, aerated concrete	553.2 / 553.3	323 / 324
High-alloyed steels	On request	

RECOMMENDED RPM's FOR PCD AND TUNGSTEN CARBIDE TIPPED CIRCULAR SAW BLADES

V _c (m/sec)	ø100	ø200	ø300	ø400	ø500	ø600	ø700
15-40	2.900-7.600	1.500-3.800	1.000-2.500	800-1.900	600-1.500	500-1.200	500-1.000
40-80	7.700-15.200	3.900-7.600	2.600-5.000	2.000-3.800	1.600-3.000	1.300-2.500	1.100-2.100
50-70	9.600-13.300	4.800-6.600	3.200-4.400	2.400-3.300	2.000-2.600	1.600-2.200	1.400-1.900
50-70	9.600-13.300	4.800-6.600	3.200-4.400	2.400-3.300	2.000-2.600	1.600-2.200	1.400-1.900
60-100	11.500-19.000	5.800-9.500	3.900-6.300	2.900-4.700	2.300-3.800	2.000-3.100	1.700-2.700
60-100	11.500-19.000	5.800-9.500	3.900-6.300	2.900-4.700	2.300-3.800	2.000-3.100	1.700-2.700
60-100	11.500-19.000	5.800-9.500	3.900-6.300	2.900-4.700	2.300-3.800	2.000-3.100	1.700-2.700
50-80	9.600-15.200	4.800-7.600	3.200-5.000	2.400-3.800	2.000-3.000	1.600-2.500	1.400-2.100
50-80	9.600-15.200	4.800-7.600	3.200-5.000	2.400-3.800	2.000-3.000	1.600-2.500	1.400-2.100
50-70	9.600-13.300	4.800-6.600	3.200-4.400	2.400-3.300	2.000-2.600	1.600-2.200	1.400-1.900
50-70	9.600-13.300	4.800-6.600	3.200-4.400	2.400-3.300	2.000-2.600	1.600-2.200	1.400-1.900
40-65	7.700-12.400	3.900-6.200	2.600-4.100	2.000-3.100	1.600-2.400	1.300-2.000	1.100-1.700
40-80	7.700-15.200	3.900-7.600	2.600-5.000	2.000-3.800	1.600-3.000	1.300-2.500	1.100-2.100
40-80	7.700-15.200	3.900-7.600	2.600-5.000	2.000-3.800	1.600-3.000	1.300-2.500	1.100-2.100
45-65	8.600-12.400	4.300-6.200	2.900-4.100	2.200-3.100	1.800-2.400	1.500-2.000	1.300-1.700
55-90	10.600-17.100	5.300-8.500	3.600-5.700	2.700-4.200	2.200-3.400	1.800-2.800	1.600-2.400
60-100	11.500-19.000	5.800-9.500	3.900-6.300	2.900-4.700	2.300-3.800	2.000-3.100	1.700-2.700
40-65	7.700-12.400	3.900-6.200	2.600-4.100	2.000-3.100	1.600-2.400	1.300-2.000	1.100-1.700
50-80	9.600-15.200	4.800-7.600	3.200-5.000	2.400-3.800	2.000-3.000	1.600-2.500	1.400-2.100
50-80	9.600-15.200	4.800-7.600	3.200-5.000	2.400-3.800	2.000-3.000	1.600-2.500	1.400-2.100
30-60	5.800-11.400	2.900-5.700	2.000-3.800	1.500-2.800	1.200-2.200	1.000-1.900	900-1.600
40-65	7.700-12.400	3.900-6.200	2.600-4.100	2.000-3.100	1.600-2.400	1.300-2.000	1.100-1.700
50-80	9.600-15.200	4.800-7.600	3.200-5.000	2.400-3.800	2.000-3.000	1.600-2.500	1.400-2.100
50-80	9.600-15.200	4.800-7.600	3.200-5.000	2.400-3.800	2.000-3.000	1.600-2.500	1.400-2.100
60-100	11.500-19.000	5.800-9.500	3.900-6.300	2.900-4.700	2.300-3.800	2.000-3.100	1.700-2.700
30-60	5.800-11.400	2.900-5.700	2.000-3.800	1.500-2.800	1.200-2.200	1.000-1.900	900-1.600
50-70	9.600-13.300	4.800-6.600	3.200-4.400	2.400-3.300	2.000-2.600	1.600-2.200	1.400-1.900
50-70	9.600-13.300	4.800-6.600	3.200-4.400	2.400-3.300	2.000-2.600	1.600-2.200	1.400-1.900
60-80	11.500-15.200	5.800-7.600	3.900-5.000	2.900-3.800	2.300-3.000	2.000-2.500	1.700-2.100
50-85	9.600-16.200	4.800-8.100	3.200-5.400	2.400-4.000	2.000-3.200	1.600-2.700	1.400-2.300
60-100	11.500-19.000	5.800-9.500	3.900-6.300	2.900-4.700	2.300-3.800	2.000-3.100	1.700-2.700
60-100	11.500-19.000	5.800-9.500	3.900-6.300	2.900-4.700	2.300-3.800	2.000-3.100	1.700-2.700
50-80	9.600-15.200	4.800-7.600	3.200-5.000	2.400-3.800	2.000-3.000	1.600-2.500	1.400-2.100
15-40	2.900-7.600	1.500-3.800	1.000-2.500	800-1.900	600-1.500	500-1.200	500-1.000
15-40	2.900-7.600	1.500-3.800	1.000-2.500	800-1.900	600-1.500	500-1.200	500-1.000
15-40	2.900-7.600	1.500-3.800	1.000-2.500	800-1.900	600-1.500	500-1.200	500-1.000
50-90	9.600-17.100	4.800-8.500	3.200-5.700	2.400-4.200	2.000-3.400	1.600-2.800	1.400-2.400
40-65	7.700-12.400	3.900-6.200	2.600-4.100	2.000-3.100	1.600-2.400	1.300-2.000	1.100-1.700
50-85	9.600-16.200	4.800-8.100	3.200-5.400	2.400-4.000	2.000-3.200	1.600-2.700	1.400-2.300
60-100	11.500-19.000	5.800-9.500	3.900-6.300	2.900-4.700	2.300-3.800	2.000-3.100	1.700-2.700
19-36	3.600-6.800	1.800-3.400	1.200-2.300	900-1.700	700-1.300	600-1.100	500-900
50-85	9.600-16.200	4.800-8.100	3.200-5.400	2.400-4.000	2.000-3.200	1.600-2.700	1.400-2.300
50-85	9.600-16.200	4.800-8.100	3.200-5.400	2.400-4.000	2.000-3.200	1.600-2.700	1.400-2.300
60-100	11.500-19.000	5.800-9.500	3.900-6.300	2.900-4.700	2.300-3.800	2.000-3.100	1.700-2.700
60-100	11.500-19.000	5.800-9.500	3.900-6.300	2.900-4.700	2.300-3.800	2.000-3.100	1.700-2.700
50-85	9.600-16.200	4.800-8.100	3.200-5.400	2.400-4.000	2.000-3.200	1.600-2.700	1.400-2.300
30-60	5.800-11.400	2.900-5.700	2.000-3.800	1.500-2.800	1.200-2.200	1.000-1.900	900-1.600
50-80	9.600-15.200	4.800-7.600	3.200-5.000	2.400-3.800	2.000-3.000	1.600-2.500	1.400-2.100
50-80	9.600-15.200	4.800-7.600	3.200-5.000	2.400-3.800	2.000-3.000	1.600-2.500	1.400-2.100
60-100	11.500-19.000	5.800-9.500	3.900-6.300	2.900-4.700	2.300-3.800	2.000-3.100	1.700-2.700
40-80	7.700-15.200	3.900-7.600	2.600-5.000	2.000-3.800	1.600-3.000	1.300-2.500	1.100-2.100



Wood



Execution: Universal saw blades for use on portable machines.

Application: Suitable for all types of wood (no metal inclusions like nails), particle boards, laminated boards, laminate, acrylic glass (Plexiglas®), plastic profiles etc.

d ₁	Z	Z ₁	d ₆	W	b	PG	Info	pcs/PU	Item no.	€/PU
100	6	WZ	22	3,97	2,8	-		1	553.0005	32,25
100	12	WZ	22	3,97	2,8	-	Suitable for Lamello	1	553.0010	53,29
120	24	WZ	20	1,8	1,2	-	Suitable for MAFELL	1	553.0015	35,09
120	40	TF-Uni	20	1,8	1,2	-	Suitable for MAFELL	1	553.0020	65,16
125	24	WZ	20	2,6	1,6	-		1	553.0025	34,44
130	24	WZ	20	2,6	1,6	-		1	553.0030	34,44
130	36	WZ	20	2,6	1,6	-		1	553.0035	42,76
140	24	WZ	20	2,6	1,6	-		1	553.0040	34,44
140	36	WZ	20	2,6	1,6	-		1	553.0045	42,76
150	12	WZ	20	2,6	1,6	-		1	553.0050	30,06
150	24	WZ	20	2,6	1,6	-		1	553.0055	34,44
150	36	WZ	20	2,6	1,6	-		1	553.0060	45,83
150	48	WZ	20	2,6	1,6	-		1	553.0065	58,98
160	12	WZ	20	2,6	1,6	-		1	553.0080	30,06
160	16	WZ	20	1,8	1,2	-		1	553.0085	47,33
160	24	WZ	20	1,8	1,2	-	Suitable for MAFELL	1	553.0090	54,30
160	24	WZ	20	2,2	1,6	-		1	553.0095	36,19
160	24	WZ	20	2,6	1,6	2/6/32		1	553.0100	36,63
160	28	WZ	20	2,2	1,6	-	Suitable for FESTOOL	1	553.0105	54,60
160	32	WZ	20	1,8	1,2	-	Suitable for MAFELL	1	553.0115	63,81
160	36	WZ	20	2,6	1,6	-		1	553.0120	49,78
160	48	TF-Uni	20	1,8	1,2	-	Suitable for MAFELL	1	553.0130	92,67
160	48	TF-Uni	20	2,2	1,8	-		1	553.0131	67,14
160	48	WZ	20	2,2	1,6	-	Suitable for FESTOOL	1	553.0135	72,12
160	48	WZ	20	2,6	1,6	2/6/32		1	553.0140	61,17
160	56	TF-Uni	20	1,8	1,2	-	Suitable for MAFELL	1	553.0145	102,25
160	24	WZ	30	2,6	1,6	-		1	553.0150	36,63
160	36	WZ	30	2,6	1,6	-		1	553.0155	49,78
160	48	WZ	30	2,6	1,6	-		1	553.0160	61,17
165	24	WZ	20	2,8	1,8	-		1	553.0165	36,63
165	36	WZ	20	1,8	1,2	-		1	553.0167	106,06
165	48	WZ	20	2,6	1,6	-		1	553.0170	62,04
170	24	WZ	30	2,6	1,6	-		1	553.0180	37,50
180	30	WZ	30	2	1,2	-	Suitable for MAFELL	1	553.0200	47,58
182	24	WZ	16	2,8	1,8	-		1	553.0210	39,70
182	24	WZ	20	2,8	1,8	-		1	553.0215	39,70
182	40	WZ	20	2,8	1,8	-		1	553.0220	59,41
182	24	WZ	30	2,8	1,8	-		1	553.0225	39,70
182	40	WZ	30	2,8	1,8	-		1	553.0230	59,41
190	14	WZ	16	2,8	1,8	-		1	553.0235	33,13
190	24	WZ	16	2,8	1,8	-		1	553.0240	41,89
190	24	WZ	20	2,8	1,8	-		1	553.0245	41,89
190	30	WZ	20	2,8	1,8	-		1	553.0250	44,07
190	48	WZ	20	2,8	1,8	-		1	553.0255	64,24
190	14	WZ	30	2,8	1,8	-		1	553.0260	33,13
190	16	WZ	30	2,8	1,8	2/7/42	Suitable for FESTOOL	1	553.0265	34,44
190	24	WZ	30	2,5	1,8	-	Suitable for MAFELL	1	553.0275	50,65
190	24	WZ	30	2,8	1,8	2/7/42		1	553.0280	41,89
190	30	WZ	30	2,8	1,8	2/7/42		1	553.0285	44,07
190	32	WZ	30	2,8	1,8	-	Suitable for FESTOOL	1	553.0290	65,12
190	36	WZ	30	2	1,2	-	Suitable for MAFELL	1	553.0295	52,84
190	48	WZ	30	2,8	1,8	2/7/42		1	553.0310	64,24
190	48	WZ	30	2,8	1,8	-	Suitable for FESTOOL	1	553.0315	78,26
190	56	WZ	30	2,8	1,8	2/7/42		1	553.0320	68,61
190	16	WZ	Ster	2,6	2	-	Suitable for FESTOOL	1	553.0325	57,23

d ₁	Z	Z _f	d ₆	W	b	PG	Info	pcs/PU	Item no.	€/PU
190	32	WZ	Ster	2,6	2	-	Suitable for FESTOOL	1	553.0330	71,24
190	48	WZ	Ster	2,4	1,8	-	Suitable for FESTOOL	1	553.0335	85,27
200	18	WZ	30	2,8	1,8	-		1	553.0340	40,80
200	36	WZ	30	2,8	1,8	-		1	553.0350	48,25
200	48	WZ	30	2,8	1,8	2/7/42		1	553.0355	64,02
200	64	WZ	30	2,8	1,8	2/7/42		1	553.0360	77,17
210	18	WZ	30	2,6	1,8	-	Suitable for FESTOOL	1	553.0365	58,77
210	18	WZ	30	2,8	1,8	-		1	553.0370	40,80
210	30	WZ	30	2,8	1,8	2/7/42		1	553.0380	45,18
210	36	WZ	30	2,4	1,8	-	Suitable for FESTOOL	1	553.0385	74,54
210	48	WZ	30	2,8	1,8	2/7/42		1	553.0395	64,02
210	52	WZ	30	2,4	1,8	-	Suitable for FESTOOL	1	553.0400	88,56
210	64	WZ	30	2,8	1,8	2/7/42		1	553.0405	77,17
216	24	WZ neg	30	2,8	1,8	2/7/42		1	553.0410	48,25
216	48	WZ neg	30	2,8	1,8	2/7/42		1	553.0415	68,40
216	60	WZ neg	30	2,8	1,8	2/7/42		1	553.0420	74,97
216	80	WZ neg	30	2,8	1,8	2/7/42		1	553.0425	86,37
220	48	WZ	30	2,8	1,8	-		1	553.0435	68,40
220	64	WZ	30	2,8	1,8	-		1	553.0440	79,36
225	24	WZ	30	2,8	1,8	2/7/42		1	553.0445	43,86
225	32	WZ	30	2,5	1,8	-	Suitable for MAFELL	1	553.0450	51,75
225	32	WZ	30	2,6	1,8	-	Suitable for FESTOOL	1	553.0455	74,54
225	48	WZ	30	2,5	1,8	-	Suitable for MAFELL	1	553.0460	65,77
225	48	WZ	30	2,6	1,8	-	Suitable for FESTOOL	1	553.0465	88,56
225	48	WZ	30	2,8	1,8	-	Suitable for FESTOOL	1	553.0470	68,40
230	12	WZ	30	2,5	1,8	-	Suitable for MAFELL	1	553.0475	44,74
230	24	WZ	30	2,5	1,8	-	Suitable for MAFELL	1	553.0485	55,26
230	24	WZ	30	2,8	1,8	2/7/42		1	553.0490	46,06
230	56	WZ	30	2,5	1,8	-	Suitable for MAFELL	1	553.0495	83,31
232	36	WZ	30	2,8	1,8	2/7/42		1	553.0510	54,38
232	48	WZ	30	2,8	1,8	2/7/42		1	553.0515	68,40
232	64	WZ	30	2,8	1,8	2/7/42		1	553.0520	79,36
235	30	WZ	30	3,0	2,0	-		1	553.0527	74,05
237	12	WZ	30	2,5	1,8	-	Suitable for MAFELL	1	553.0530	46,01
237	24	WZ	30	2,5	1,8	-	Suitable for MAFELL	1	553.0535	56,53
237	56	WZ	30	2,5	1,8	-	Suitable for MAFELL	1	553.0540	84,58
240	22	WZ	30	2,8	1,8	-	Suitable for FESTOOL	1	553.0545	72,30
240	24	WZ	30	3	2	-		1	553.0550	48,64
240	32	WZ	30	2,8	1,8	-	Suitable for FESTOOL	1	553.0555	81,07
240	36	WZ	30	3	2	-		1	553.0560	57,84
240	48	WZ	30	2,8	1,8	-	Suitable for FESTOOL	1	553.0565	95,09
240	48	WZ	30	3,0	2,0	-		1	553.0570	70,99

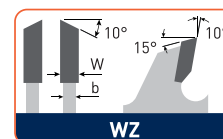
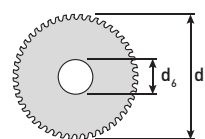
TCT saw blade for cordless saws, OPTI-LINE



Wood

OPTI-LINE

Extra-thin saw blades especially for cordless saws



Execution: Extra-thin universal TCT saw blade, especially for cordless saws.

Application: Suitable for all types of wood (no metal inclusions like nails), particle boards, laminated boards, laminate, acrylic glass (Plexiglas®), plastic profiles etc.

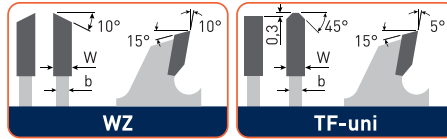
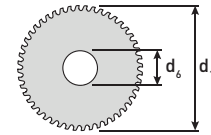
d ₁	Z	Z _f	d ₆	W	b	PG	Info	pcs/PU	Item no.	€/PU
136	18	WZ	20	1,5	1,0	-		1	553.0036	23,10
160	24	WZ	20	1,8	1,2	-		1	553.0091	32,22
160	40	WZ	20	1,8	1,2	-		1	553.0128	39,48
165	24	WZ	20	1,8	1,2	-		1	553.0166	32,82
165	36	WZ	20	1,8	1,2	-		1	553.0168	38,16
190	24	WZ	30	1,7	1,2	-		1	553.0239	38,40
235	18	WZ	30	2,0	1,4	-		1	553.0524	49,92

TCT saw blade for portable saws, OPTI-LINE



Wood

OPTI-LINE



Execution: Universal saw blades for use on portable machines.

Application: Suitable for all types of wood (no metal inclusions like nails), particle boards, laminated boards, laminate, Trespa, acrylic glass (Plexiglas®), plastic profiles etc.

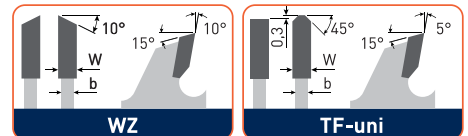
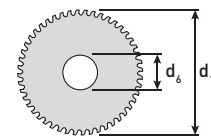
d ₁	Z	Z _f	d ₆	W	b	PG	Info	pcs/PU	Item no.	€ / PU
160	48	TF-Uni	20	2,2	1,6	-	Suitable for FESTOOL	1	553.0132	35,34
160	48	WZ	20	2,2	1,6	-	Suitable for FESTOOL	1	553.0136	35,34
235	24	WZ	30	2,8	1,8	-		1	553.0526	40,70

TCT saw blade for cordless saws



Wood

Saw blades suitable for cordless saws



Execution: Extra-thin universal TCT saw blade, especially for cordless saws.

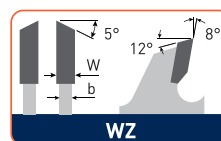
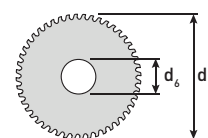
Application: Suitable for all types of wood (no metal inclusions like nails), particle boards, laminated boards, laminate, acrylic glass (Plexiglas®), plastic profiles etc.

d ₁	Z	Z _f	d ₆	W	b	Execution	Info	pcs/PU	Item no.	€ / PU
120	24	WZ	20	1,8	1,2		Suitable for MAFELL	1	553.0015	35,09
120	40	TF-Uni	20	1,8	1,2		Suitable for MAFELL	1	553.0020	65,16
136	18	WZ	20	1,5	1,0	'OPTI'		1	553.0036	23,10
160	16	WZ	20	1,8	1,2			1	553.0085	47,33
160	24	WZ	20	1,8	1,2		Suitable for MAFELL	1	553.0090	54,30
160	24	WZ	20	1,8	1,2	'OPTI'		1	553.0091	32,22
160	32	WZ	20	1,8	1,2		Suitable for MAFELL	1	553.0115	63,81
160	40	WZ	20	1,8	1,2	'OPTI'		1	553.0128	39,48
160	48	TF-Uni	20	1,8	1,2		Suitable for MAFELL	1	553.0130	92,67
160	56	TF-Uni	20	1,8	1,2		Suitable for MAFELL	1	553.0145	102,25
165	24	WZ	20	1,8	1,2	'OPTI'		1	553.0166	32,82
165	36	WZ	20	1,8	1,2	'OPTI'		1	553.0168	38,16
180	30	WZ	30	2	1,2		Suitable for MAFELL	1	553.0200	47,58
190	24	WZ	30	1,7	1,2	'OPTI'		1	553.0239	38,40
190	24	WZ	30	2,5	1,8		Suitable for MAFELL	1	553.0275	50,65
190	36	WZ	30	2	1,2		Suitable for MAFELL	1	553.0295	52,84
225	32	WZ	30	2,5	1,8		Suitable for MAFELL	1	553.0450	51,75
225	48	WZ	30	2,5	1,8		Suitable for MAFELL	1	553.0460	65,77
230	12	WZ	30	2,5	1,8		Suitable for MAFELL	1	553.0475	44,74
230	24	WZ	30	2,5	1,8		Suitable for MAFELL	1	553.0485	55,26
230	56	WZ	30	2,5	1,8		Suitable for MAFELL	1	553.0495	83,31
235	18	WZ	30	2,0	1,4	'OPTI'		1	553.0524	49,92
237	12	WZ	30	2,5	1,8		Suitable for MAFELL	1	553.0530	46,01
237	24	WZ	30	2,5	1,8		Suitable for MAFELL	1	553.0535	56,53
237	56	WZ	30	2,5	1,8		Suitable for MAFELL	1	553.0540	84,58

TCT multi-purpose saw blade



Wood



Execution: Positive cutting angle with alternating top-bevel geometry.

Application: Ideal for any construction site. Suitable for wood, firewood with inclusions, drywall, mineral material boards etc.

Remark: Pinholes "Combi 1" = 2/7/42 + 2/9/46 + 2/10/60

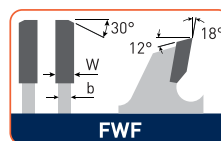
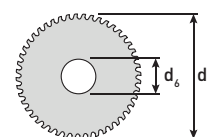


d ₁	Z	Z _f	d ₆	W	b	PG	Info	pcs/PU	Item no.	€/PU
160	24	WZ	20	2,8	1,6	2/6/32		1	553.1010	46,70
180	30	WZ	30	2,8	1,8	-		1	553.1025	51,97
182	30	WZ	20	2,8	1,8	-		1	553.1030	54,41
190	30	WZ	30	2,8	1,8	2/7/42		1	553.1035	54,16
200	30	WZ	30	2,8	1,8	-		1	553.1040	56,14
210	34	WZ	30	2,8	1,8	-		1	553.1045	58,32
216	34	WZ	30	2,8	1,8	-		1	553.1050	60,52
232	34	WZ	30	2,8	1,8	2/10/154 + 2/7/42		1	553.1055	60,52
250	42	WZ	30	3,0	2,0	Combi 1		1	553.1065	77,56
260	42	WZ	30	3,0	2,0	-		1	553.1070	84,58
270	42	WZ	30	3,2	2,2	-		1	553.1075	85,36
300	48	WZ	30	3,2	2,2	Combi 1		1	553.1080	89,74
315	48	WZ	30	3,2	2,2	Combi 1		1	553.1085	91,50
350	54	WZ	30	3,2	2,2	Combi 1		1	553.1090	116,47
400	60	WZ	30	3,5	2,5	Combi 1		1	553.1095	129,62
450	66	WZ	30	3,5	2,5	Combi 1		1	553.1100	146,36
500	72	WZ	30	4,0	2,8	2/10/60		1	553.1105	193,25
600	78	WZ	30	4,2	2,9	Combi 1		1	553.1110	237,50
700	84	WZ	30	4,2	3,2	Combi 1		1	553.1115	293,15
700	84	WZ	35	4,2	3,2	-		1	553.1120	293,15

TCT saw blade for construction sites



Wood



Execution: Positive cutting angle with flat bevel geometry.

Application: Ideal for any construction site. Suitable for wood, fibre cement [Eternit®], aerated concrete [Ytong®] etc.

Remark: Pinholes "Combi 1" = 2/7/42 + 2/9/46 + 2/10/60

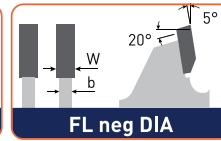
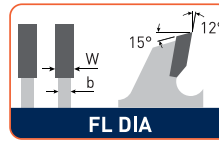
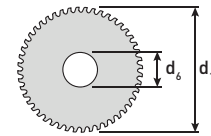


d ₁	Z	Z _f	d ₆	W	b	PG	Info	pcs/PU	Item no.	€/PU
300	24	FWF	30	3,2	2,2	Combi 1		1	553.2005	65,20
315	24	FWF	30	3,2	2,2	Combi 1		1	553.2010	66,52
350	28	FWF	30	3,5	2,5	Combi 1		1	553.2015	80,97
400	32	FWF	30	4,2	2,8	Combi 1		1	553.2020	81,85
450	32	FWF	30	4,2	2,8	Combi 1		1	553.2025	102,10
500	36	FWF	30	4,2	2,8	Combi 1		1	553.2030	124,01
600	40	FWF	30	4,2	3,0	Combi 1		1	553.2035	195,44
700	46	FWF	30	4,4	3,2	Combi 1		1	553.2040	255,04

PCD saw blade DIAMOND



Wood



Execution: PCD (Polycrystalline diamond) tipped teeth with flat tooth geometry. Blade with Low-Noise technology.

Application: Specifically for sawing of extremely abrasive materials like fibre cement (Eternit®), aerated concrete (Ytong®), mineral material boards (Corian®) etc.

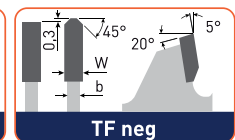
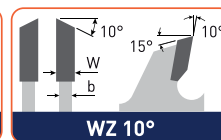
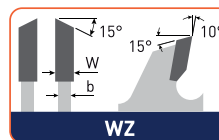
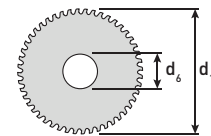
Remark: Pinholes "Combi 1" = 2/7/42 + 2/9/46 + 2/10/60
LN: Circular saw blade with "Low-Noise" technology

d ₁	Z	Z _f	LN	d ₆	W	b	PG	Info	pcs/PU	Item no.	€ / PU
160	8	FL DIA	●	20	2,2	1,6	2/6/32	Suitable for FESTOOL	1	553.3006	131,25
136	4	FL DIA	●	20	1,6	1,2	-		1	553.3001	52,31
160	4	FL DIA	●	20	1,8	1,4	2/6/32		1	553.3004	66,76
190	4	FL DIA	●	30	1,8	1,5	-		1	553.3014	72,09
210	6	FL DIA	●	30	2,0	1,5	-		1	553.3019	112,26
230	6	FL DIA	●	30	2,0	1,5	-		1	553.3029	117,20
250	8	FL DIA	●	30	2,2	1,6	Combi 1		1	553.3034	171,54
300	12	FL DIA	●	30	2,2	1,6	Combi 1		1	553.3044	239,03

TCT window frame and glazing bar saw blade



Wood



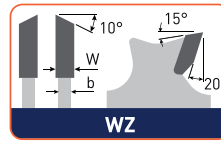
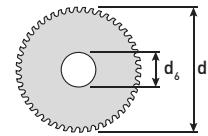
Execution: Close pitch TCT saw blades for fine cuts.

Application: Suitable for thinwalled workpieces of wood or plastic (like for example window frames, glass bars), acrylic glass (Plexiglas®), etc.

d ₁	Z	Z _f	d ₆	W	b	PG	Info	pcs/PU	Item no.	€ / PU
160	48	WZ	20	2,2	1,6	-		1	553.4005	70,37
160	48	WZ 10°	20	2,2	1,8	-		1	553.4010	70,37
165	56	WZ 23°	20	1,5	1,2	-		1	553.4012	131,03
200	100	TF neg	30	2,2	1,8	-		1	553.4015	176,20
200	100	TF neg	32	2,2	1,8	-		1	553.4020	176,20
250	120	WZ 10°	20	2,2	1,8	-		1	553.4025	188,87



Wood



Execution: TCT teeth with a strong positive cutting angle in alternating top-bevel geometry, placed in an elevated support with anti-kick-back technology.

Application: Ideal for rip sawing and multiple panel sizing/ripping of solid wood (soft and hard), firewood and insulation materials.

Remark: Pinholes "Combi 1" = 2/7/42 + 2/9/46 + 2/10/60

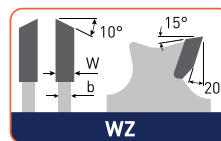
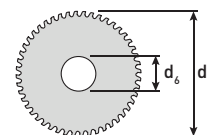
d ₁	Z	Z _f	d ₆	W	b	PG	Info	pcs/PU	Item no.	€/ PU
250	24	WZ	30	3,2	2,2	Combi 1		1	554.0005	53,02
300	24	WZ	30	3,2	2,2	-		1	554.0010	60,82
300	28	WZ	30	3,2	2,2	Combi 1		1	554.0015	69,59
315	28	WZ	30	3,2	2,2	Combi 1		1	554.0020	73,97
350	24	WZ	30	3,5	2,5	Combi 1		1	554.0030	74,40
350	32	WZ	30	3,5	2,5	Combi 1		1	554.0035	76,60
400	28	WZ	30	3,5	2,5	Combi 1		1	554.0040	94,13
400	36	WZ	30	3,5	2,5	Combi 1		1	554.0045	98,94
450	32	WZ	30	4,0	2,8	Combi 1		1	554.0050	102,10
450	40	WZ	30	4,0	2,8	Combi 1		1	554.0055	110,87
500	36	WZ	30	4,0	2,8	Combi 1		1	554.0060	124,01
500	44	WZ	30	4,0	2,8	Combi 1		1	554.0065	133,21
550	48	WZ	30	4,2	2,8	Combi 1		1	554.0070	205,08
600	40	WZ	30	4,2	2,8	Combi 1 + 2/12/72		1	554.0075	195,44
600	54	WZ	30	4,2	2,8	Combi 1 + 2/12/72		1	554.0080	210,78
700	46	WZ	30	4,4	3,2	Combi 1		1	554.0085	255,04
700	60	WZ	30	4,4	3,2	Combi 1		1	554.0090	270,81

TCT rip saw blade with anti-kick-back, OPTI-LINE



Wood

OPTI-LINE



Execution: TCT teeth with a strong positive cutting angle in alternating top-bevel geometry, placed in an elevated support with anti-kick-back technology.

Application: Ideal for rip sawing and multiple panel sizing/ripping of solid wood (soft and hard), firewood and insulation materials.
Suitable for sawing aerated concrete (Ytong®)

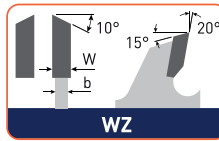
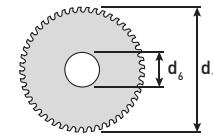
Remark: Pinholes "Combi 1" = 2/7/42 + 2/9/46 + 2/10/60

d ₁	Z	Z _f	d ₆	W	b	PG	Info	pcs/PU	Item no.	€/ PU
270	18	WZ	30	3,0	2,0	Combi 1		1	554.0007	44,24

TCT rip saw blade without anti-kick-back



Wood



Execution: TCT teeth with a strong positive cutting angle in alternating top-level geometry.


Application: Ideal for rip sawing and multiple panel sizing/ripping of solid wood (soft and hard).

Remark: Pinholes "Combi 1" = 2/7/42 + 2/9/46 + 2/10/60

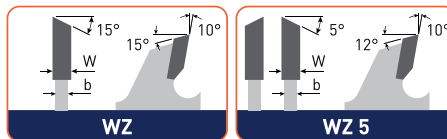
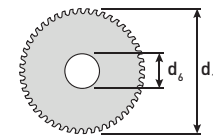


d ₁	Z	Z _f	d ₆	W	b	PG	Info	pcs/PU	Item no.	€ / PU
250	24	WZ	30	3,2	2,2	Combi 1		1	554.1005	53,02
300	24	WZ	30	3,2	2,2	Combi 1		1	554.1010	60,82
330	24	WZ	30	3,2	2,2	-	Suitable for MAFELL	1	554.1015	78,05
330	40	WZ	30	3,2	2,2	-	Suitable for MAFELL	1	554.1020	92,07
370	26	WZ	30	4,2	2,2	-	Suitable for MAFELL	1	554.1025	93,68
400	28	WZ	30	3,5	2,5	Combi 1		1	554.1030	98,94
410	28	WZ	30	4,2	2,5	-		1	554.1035	98,60
450	20	WZ	30	4,2	2,5	-	Suitable for MAFELL	1	554.1040	107,80
450	40	WZ	30	4,0	2,8	Combi 1		1	554.1045	110,87
500	44	WZ	30	4,2	2,8	Combi 1		1	554.1050	133,21

TCT rip and cross cut saw blade



Wood



Execution: TCT teeth with positive cutting angle in alternating top-level geometry. Close pitch for fine cuts.

Application: Wide application range on many materials such as solid wood (soft and hard), precious woods like Bankirai, laminated wood (Trespa®, Resopal®), MDF, OSB, parquet, wooden profiles, particle boards, laminate, etc.

Remark: Pinholes "Combi 1" = 2/7/42 + 2/9/46 + 2/10/60



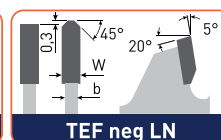
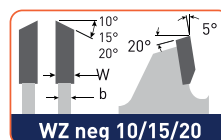
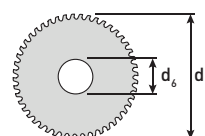
d ₁	Z	Z _f	d ₆	W	b	PG	Info	pcs/PU	Item no.	€ / PU
180	30	WZ	30	3,2	2,2	-		1	554.2005	49,70
232	24	WZ	30	3,2	2,2	2/7/42		1	554.2010	53,98
250	24	WZ	30	2,8	1,8	-	Suitable for MAFELL	1	554.2015	63,82
250	24	WZ	30	3,2	2,2	Combi 1		1	554.2020	54,38
250	30	WZ	30	3,2	2,2	Combi 1		1	554.2025	59,33
250	40	WZ	30	2,8	1,8	-	Suitable for MAFELL	1	554.2030	78,21
250	40	WZ	30	3,2	2,2	Combi 1		1	554.2035	66,07
250	42	WZ	30	3,2	2,2	Combi 1		1	554.2040	66,07
250	48	WZ	30	3,2	2,2	Combi 1		1	554.2045	70,56
250	60	WZ	30	2,8	1,8	-		1	554.2050	96,18
250	60	WZ	30	3,2	2,2	Combi 1		1	554.2055	83,15
250	80	WZ	30	3,2	2,2	Combi 1		1	554.2060	96,63
260	24	WZ	30	3,2	2,2	Combi 1		1	554.2065	61,58
260	48	WZ	30	3,2	2,2	Combi 1		1	554.2070	70,56

d ₁	Z	Z _f	d ₆	W	b	PG	Info	pcs/PU	Item no.	€ / PU
260	60	WZ	30	3,2	2,2	Combi 1		1	554.2075	89,89
270	24	WZ	30	3,2	2,2	Combi 1		1	554.2080	76,32
270	60	WZ	30	3,2	2,2	-		1	554.2085	93,84
300	24	WZ	30	3,2	2,2	Combi 1		1	554.2090	62,38
300	36	WZ	30	3,2	2,2	Combi 1		1	554.2095	80,36
300	48	WZ	30	3,2	2,2	Combi 1		1	554.2100	82,61
300	60	WZ	30	3,2	2,2	Combi 1		1	554.2105	93,84
300	72	WZ	30	3,2	2,2	Combi 1		1	554.2110	101,04
300	96	WZ	30	3,2	2,2	Combi 1		1	554.2115	121,26
315	36	WZ	30	3,2	2,2	Combi 1		1	554.2120	80,81
315	48	WZ	30	3,2	2,2	Combi 1		1	554.2125	86,66
315	60	WZ	30	3,2	2,2	Combi 1		1	554.2130	101,93
315	72	WZ	30	3,2	2,2	Combi 1		1	554.2135	116,31
335	36	WZ	30	3,2	2,2	Combi 1		1	554.2140	84,09
335	60	WZ	30	3,2	2,2	Combi 1		1	554.2145	95,33
350	42	WZ	30	3,5	2,5	Combi 1		1	554.2150	94,88
350	54	WZ	30	3,5	2,5	Combi 1		1	554.2155	108,81
350	72	WZ	30	3,5	2,5	Combi 1		1	554.2160	122,29
350	84	WZ	30	3,5	2,5	Combi 1		1	554.2165	129,03
350	108	WZ	30	3,5	2,5	Combi 1		1	554.2170	155,10
400	48	WZ	30	3,5	2,5	Combi 1		1	554.2180	114,97
400	60	WZ	30	3,5	2,5	Combi 1		1	554.2185	130,70
400	84	WZ	30	3,5	2,5	Combi 1		1	554.2190	146,87
400	96	WZ	30	3,5	2,5	Combi 1		1	554.2195	155,86
400	120	WZ	30	3,5	2,5	Combi 1		1	554.2200	176,54
450	108	WZ	30	4,0	2,8	Combi 1		1	554.2205	264,72
500	60	WZ 5	30	4,5	3,6	6/8,5/80	Suitable for MULAG	1	554.2210	520,20
500	72	WZ	30	4,0	2,8	Combi 1		1	554.2215	195,95

TCT chop and mitre saw blade



Wood



Execution: TCT teeth with negative cutting angle in alternating top-bevel geometry.

Application: Wide application range due to negative and therefore strong geometry. For chop and mitre applications on all popular types of wood.

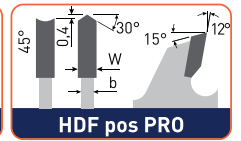
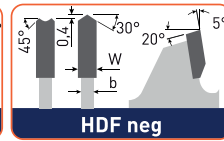
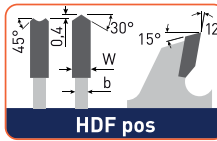
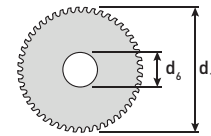
Remark: Pinholes "Combi 1" = 2/7/42 + 2/9/46 + 2/10/60
LN: Circular saw blade with "Low-Noise" technology

d ₁	Z	Z _f	LN	d ₆	W	b	PG	Info	pcs/PU	Item no.	€ / PU
250	24	WZ neg 10	-	30	3,2	2,2	Combi 1		1	554.3005	53,02
250	48	WZ neg 15	-	30	3,2	2,2	Combi 1		1	554.3010	82,38
250	60	WZ neg 15	-	30	3,2	2,2	Combi 1		1	554.3015	82,82
250	80	WZ neg 15	-	30	3,2	2,2	Combi 1		1	554.3020	101,66
260	48	WZ neg 10	-	30	2,5	1,8	Combi 1		1	554.3025	87,21
260	60	WZ neg 10	-	30	2,5	1,8	Combi 1		1	554.3030	98,16
260	60	WZ neg 15	-	30	2,5	1,8	-	Suitable for FESTOOL	1	554.3035	102,98
260	80	WZ neg 15	-	30	2,5	1,8	-	Suitable for FESTOOL	1	554.3040	120,51
305	32	WZ neg 10	-	30	2,6	1,8	Combi 1		1	554.3045	97,19
305	60	WZ neg 15	-	30	2,6	1,8	Combi 1		1	554.3050	113,84
305	80	TF neg	●	30	2,6	1,8	Combi 1		1	554.3055	147,15
305	96	WZ neg 15	-	30	3,2	2,2	Combi 1		1	554.3060	172,12
350	64	WZ neg 20	-	30	3,5	2,5	Combi 1		1	554.3065	134,13
400	48	WZ neg 10	-	30	3,5	2,5	Combi 1		1	554.3070	122,61
420	54	WZ neg 10	-	40	4,2	2,8	-		1	554.3075	148,11
420	84	WZ neg 10	-	40	4,2	2,8	-		1	554.3076	297,98
450	60	WZ neg 10	-	30	4,4	2,8	Combi 1		1	554.3080	207,71

TCT panel sizing saw blade Hollow/Roof



Wood



Execution: TCT teeth in alternating hollow/roof geometry.

Application: Panel sizing with or without scoring. Suitable for all types of wood and particle boards based on wood, precious wood (like Bankirai), profiles (wood) and other laminated boards.

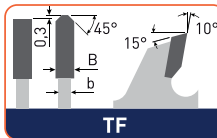
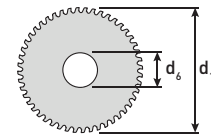
Remark: Pinholes "Combi 1" = 2/7/42 + 2/9/46 + 2/10/60
LN: Circular saw blade with "Low-Noise" technology

d ₁	Z	Z _f	LN	d ₆	W	b	PG	Info	pcs/PU	Item no.	€ / PU
250	48	HDF pos	-	30	3,2	2,2	Combi 1		1	554.4010	130,15
250	48	HDF neg	-	30	3,2	2,2	Combi 1		1	554.4015	130,15
303	60	HDF pos	-	30	3,2	2,2	Combi 1		1	554.4020	157,66
303	60	HDF pos	●	30	3,2	2,2	Combi 1		1	554.4025	157,66
303	60	HDF neg	-	30	3,2	2,2	Combi 1		1	554.4030	157,66
303	60	HDF pos PRO	●	30	3,2	2,2	Combi 1	Professional	1	554.4035	202,36
303	60	HDF pos PRO	●	30	3,5	2,5	Combi 1	Professional	1	554.4040	239,61
303	72	HDF pos	-	30	3,2	2,2	Combi 1		1	554.4045	180,01
350	72	HDF pos	-	30	3,5	2,5	Combi 1		1	554.4050	206,44
400	78	HDF pos	-	30	3,2	2,2	Combi 1		1	554.4055	223,83

TCT panel sizing saw blade Trapezium/Flat



Wood



Execution: TCT teeth in alternating trapezium-flat geometry.

Application: Panel sizing with or without scoring. Suitable for all types of wood and particle boards based on wood, precious wood (like Bankirai), profiles (wood), laminated boards, HPL composites (Trespa®, Resopal®), etc.

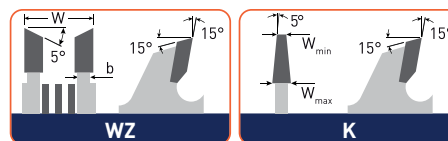
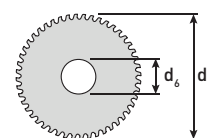
Remark: Pinholes "Combi 1" = 2/7/42 + 2/9/46 + 2/10/60

d ₁	Z	Z _f	d ₆	W	b	PG	Info	pcs/PU	Item no.	€ / PU
160	48	TF	20	2,2	1,8	-	Suitable for FESTOOL	1	554.5005	109,81
200	64	TF	30	3,2	2,2	-		1	554.5010	101,71
220	64	TF	30	3,2	2,2	2/7/42		1	554.5015	103,90
250	60	TF	30	3,2	2,2	Combi 1		1	554.5020	99,47
250	80	TF	30	3,2	2,2	Combi 1		1	554.5025	117,44
300	72	TF	30	3,2	2,2	Combi 1		1	554.5030	127,42
300	96	TF	30	3,2	2,2	Combi 1		1	554.5035	152,84
350	108	TF	30	3,5	2,5	Combi 1		1	554.5040	184,09

TCT scoring saw blade for group 554.5



Wood



Execution: 1 pc sets: conical scoring blade
2 pc sets: 1 blade with left and 1 blade with right TCT teeth with top-bevel geometries. Spacers included: 0,1mm (1x), 0,2mm (2x) and 0,3mm(1x).

Application: For splinter free panel sizing in combination with a scoring unit. To be used in combination with saw blades from group 554.5.

Remark: * Countersunk execution, for machines with automatic width control, delivered without spacers.

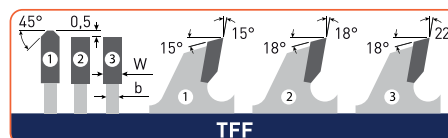
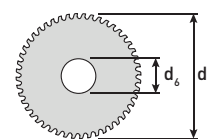


d ₁	Z	Z _f	d ₆	W	b	PG	Info	pcs/PU	Item no.	€ / PU
100	2x12	WZ	20	2,8 - 3,6	2,2	2/3,5/42	2-piece	1	554.6005	126,02
100	2x12	WZ	22	2,8 - 3,6	2,2	2/3,5/42	2-piece	1	554.6010	126,02
120	2x12	WZ	20	2,8 - 3,6	2,2	2/3,5/42	2-piece	1	554.6015	126,02
120	2x12	WZ	22	2,8 - 3,6	2,2	2/3,5/42	2-piece	1	554.6020	126,02
120	2x12	WZ	50	2,8 - 3,8	2,2	4/6,5/62	2-piece*	1	554.6025	156,25
125	24	K	20	3,1 - 4,3	2,2	2/3,5/42	1-piece	1	554.6030	133,91
125	2x12	WZ	20	2,8 - 3,6	2,2	2/3,5/42	2-piece	1	554.6035	130,40

TCT saw blade for panel sizing systems



Wood



Execution: Special saw blades with TCT teeth in groups of 3 teeth with 3 different geometries.


Application: Panel sizing with or without scoring. Specifically for single or double sided laminated boards.



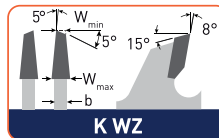
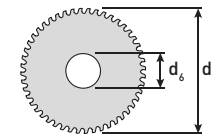
d ₁	Z	Z _f	d ₆	W	b	PG	Info	pcs/PU	Item no.	€ / PU
300	72	TFF	30	4,4	3,2	2/10/60	Panhans	1	554.7005	222,52
300	72	TFF	65	4,4	3,2	2/9/110	Selco 60	1	554.7010	222,52
300	72	TFF	75	4,4	3,2	2/14/100	Homag	1	554.7015	222,52
300	72	TFF	80	4,4	3,2	4/9/100 + 2/9/110 + 2/14/110	Gabbiani	1	554.7020	222,52
305	72	TFF	30	4,4	3,2	2/10/60	Mayer	1	554.7025	222,52
320	72	TFF	65	4,4	3,2	2/9/110	Selco	1	554.7030	231,85
320	72	TFF	75	4,4	3,2	3/13/95	Giben	1	554.7035	231,85
350	72	TFF	30	4,2	3,2	2/8,5/60 + 2/10/60	Scheer	1	554.7040	245,44
350	72	TFF	30	4,4	3,2	2/8,5/60 + 2/10/60	Panhans / Schelling	1	554.7045	245,44
350	72	TFF	50	4,4	3,2	4/13/80	Giben	1	554.7050	245,44
350	72	TFF	60	4,4	3,2	2/14/100	Holzma	1	554.7055	245,44
350	72	TFF	75	4,4	3,2	4/15/105	Giben	1	554.7060	245,44
350	72	TFF	80	4,4	3,2	4/9/100 + 2/9/110 + 2/14/110	Gabbiani	1	554.7065	245,44
355	72	TFF	30	4,4	3,2	2/10/60	Panhans / Mayer	1	554.7070	251,14
355	72	TFF	80	4,4	3,2	4/8,5/100 + 2/7/110 + 2/14/110	Gabbiani	1	554.7075	251,14
360	72	TFF	65	4,4	3,2	2/9/110	Selco	1	554.7080	264,59
370	72	TFF	30	4,4	3,2	-	Schelling	1	554.7085	264,59
380	72	TFF	60	4,4	3,2	2/14/100	Holzma	1	554.7090	266,78
380	72	TFF	60	4,8	3,5	2/14/100	Holzma	1	554.7095	279,48

d ₁	Z	Z _f	d ₆	W	b	PG	Info	pcs/PU	Item no.	€ / PU
400	72	TFF	30	4,2	3,2	2/10/60	Scheer	1	554.7100	296,58
400	72	TFF	30	4,4	3,2	2/10/60	Scheer / Mayer	1	554.7105	296,58
400	72	TFF	75	4,4	3,2	4/15/105	Giben	1	554.7110	296,58
400	72	TFF	80	4,4	3,2	4/9/100 + 2/9/110 + 2/14/110	Gabbiani	1	554.7115	296,58
420	72	TFF	60	4,8	3,5	2/14/125	Holzma	1	554.7120	319,89
430	72	TFF	75	4,4	3,2	4/15/105	Giben	1	554.7125	325,59
430	72	TFF	80	4,4	3,2	2/9/130 + 4/19/120	Selco	1	554.7130	325,59
450	72	TFF	30	4,4	3,2	2/10/60	Panhans / Mayer	1	554.7135	336,10
450	72	TFF	30	4,8	3,5	2/8,5/60	Scheer Fm22	1	554.7140	336,10
450	72	TFF	60	4,8	3,5	2/14/125 + 2/17/100	Holzma	1	554.7145	336,10
450	72	TFF	80	4,8	3,5	4/19/120 + 2/9/130	Selco	1	554.7150	336,10
460	72	TFF	30	4,4	3,2	2/13/94	Schelling	1	554.7155	362,39
470	72	TFF	75	4,4	3,2	4/15/105 + 2/7/110	Giben	1	554.7160	362,39
480	72	TFF	60	4,8	3,5	2/11/115 + 2/19/120	Holzma	1	554.7165	385,62
480	72	TFF	80	4,8	3,5	4/19/120 + 2/9/130	Selco	1	554.7170	385,62
500	72	TFF	60	4,8	3,5	2/11/115 + 2/19/120	Holzma	1	554.7175	385,62
510	72	TFF	80	4,8	3,5	2/9/130 + 4/19/120	Selco	1	554.7180	414,10
520	72	TFF	60	4,8	3,5	2/11/115 + 2/19/120	Holzma	1	554.7185	447,40
530	72	TFF	60	4,8	3,5	1/11/85	Anton	1	554.7190	454,42
540	72	TFF	60	4,8	3,5	2/11/115 + 2/19/120	Holzma	1	554.7195	454,42

TCT scoring saw blade for group 554.7



Wood

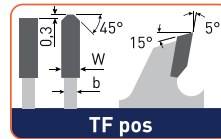
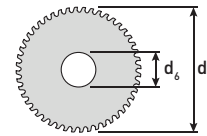


Execution: 1 pc sets: conical scoring blade with TCT teeth and positive cutting angle.

Application: For splinter free panel sizing in combination with a scoring unit. To be used in combination with saw blades from group 554.7.



d ₁	Z	Z _f	d ₆	W	b	PG	Info	pcs/PU	Item no.	€ / PU
125	20	K WZ	30	4,4 - 5,4	3,2	-	Panhans	1	554.8005	136,97
125	20	K WZ	45	4,4 - 5,4	3,2	-	Mayer / Giben	1	554.8010	136,97
150	20	K WZ	45	4,4 - 5,4	3,2	-	Mayer	1	554.8015	150,13
160	30	K WZ	45	4,4 - 5,4	3,2	3/11/70	Giben	1	554.8020	172,47
160	30	K WZ	55	4,4 - 5,4	3,2	3/7/66 + 3/6/84	Gabiani	1	554.8025	172,47
160	36	K WZ	55	4,4 - 5,4	3,2	3/7/66 + 3/6/84	SCM	1	554.8030	175,54
180	36	K WZ	30	4,4 - 5,4	3,2	2/10/60 + 2/7/47	Panhans	1	554.8035	173,35
180	36	K WZ	45	4,4 - 5,6	3,5	-	Holzma	1	554.8040	184,30
180	36	K WZ	45	4,8 - 5,8	3,5	-	Holzma	1	554.8045	184,30
180	42	K WZ	50	4,4 - 5,4	3,2	3/13/80	Giben	1	554.8050	187,38
200	36	K WZ	20	4,4 - 5,4	3,2	-	Schelling	1	554.8055	176,20
200	36	K WZ	30	4,4 - 5,4	3,2	2/9/60	Scheer	1	554.8060	176,20
200	36	K WZ	30	4,8 - 5,8	3,2	2/9/60	Scheer	1	554.8065	180,58
200	36	K WZ	45	4,8 - 5,8	3,5	-	Holzma	1	554.8070	186,28
200	36	K WZ	65	4,4 - 5,6	3,2	2/9/110 + 2/9/100	Selco	1	554.8075	180,58
200	36	K WZ	65	4,8 - 5,8	3,5	2/9/110 + 2/9/100	Selco	1	554.8080	186,28
200	36	K WZ	80	4,4 - 5,4	3,2	2/14/110	Gabiani / SCM	1	554.8085	176,20
215	42	K WZ	50	4,4 - 5,4	3,2	3/15/80	Giben	1	554.8090	213,89



ALU pos

TF pos

Execution: TCT teeth with positive cutting angle in alternating trapezium-flat geometry.

Application: For use on stationary machines. Sawing of aluminium (solid material), copper (solid material) and other non-ferrous metals (like brass), acrylic glass (Plexiglas®) and plastics (solid material).

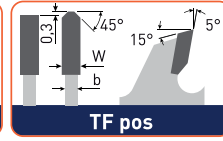
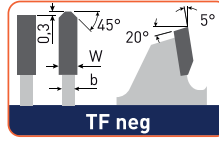
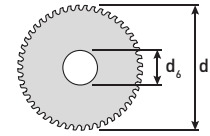
Remark: Pinholes "Combi 2" = 2/10/60 + 2/11/63 + 2/12/64
LN: Circular saw blade with "Low-Noise" technology



d ₁	Z	Z _f	LN	d ₆	W	b	PG	Info	pcs/PU	Item no.	€ / PU
250	60	TF pos	●	30	3,2	2,6	Combi 2 + 2/7/42		1	555.0005	117,56
250	80	TF pos	●	30	3,2	2,5	Combi 2 + 2/7/42		1	555.0010	142,85
250	80	TF pos	●	32	3,2	2,6	Combi 2		1	555.0015	142,85
250	60	TF pos	●	40	3,2	2,6	2/9/55 + 4/12/64		1	555.0020	117,56
300	72	TF pos	●	30	3,2	2,5	Combi 2 + 2/7/42		1	555.0030	145,71
300	96	TF pos	●	30	3,2	2,5	Combi 2 + 2/7/42		1	555.0035	168,88
300	96	TF pos	●	32	3,2	2,5	Combi 2		1	555.0040	168,88
300	96	TF pos	●	40	3,2	2,5	2/9/55 + 4/12/64		1	555.0045	168,88
350	84	TF pos	●	30	3,3	2,8	Combi 2		1	555.0050	190,91
350	108	TF pos	●	30	3,4	2,8	Combi 2		1	555.0055	211,13
350	108	TF pos	●	32	3,4	2,8	Combi 2		1	555.0060	211,13
350	84	TF pos	●	40	3,3	2,8	2/9/55 + 4/12/64		1	555.0065	190,91
400	72	TF pos	●	30	3,8	3,2	Combi 2		1	555.0070	208,92
400	96	TF pos	●	30	4,0	3,2	Combi 2		1	555.0075	259,04
450	96	TF pos	●	30	4,0	3,2	Combi 2		1	555.0090	271,35
450	96	TF pos	●	32	3,8	3,2	Combi 2		1	555.0100	271,35
500	72	TF pos	●	30	4,2	3,6	Combi 2		1	555.0105	288,20
500	120	TF pos	●	30	4,2	3,6	Combi 2 + 2/10,5/70		1	555.0110	356,89
500	120	TF pos	-	50	4,2	3,6	-		1	555.0111	356,89
500	120	TF pos	●	32	4,2	3,6	Combi 2		1	555.0115	356,89
550	110	TF pos	●	30	4,4	3,8	Combi 2		1	555.0120	428,52
550	128	TF pos	●	32	4,4	3,8	Combi 2		1	555.0125	432,73
600	140	TF pos	-	30	4,6	4,0	Combi 2		1	555.0130	619,81



ALU neg



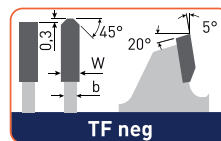
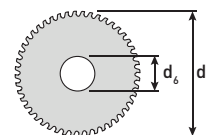
Execution: TCT teeth with negative cutting angle in alternating trapezium-flat geometry.

Application: For use on portable machines. Sawing of aluminium (tubes/profiles), copper (tubes/profiles) and other non-ferrous metals (like brass) and plastics (tubes/profiles), HPL-boards (Trespa®, Resolpal®, etc.)

d ₁	Z	Z _f	LN	d ₆	W	b	PG	Info	pcs/PU	Item no.	€ / PU
150	42	TF neg	-	20	2,8	2,0	2/6/32		1	555.1005	65,99
160	52	TF neg	-	20	2,2	1,6	-	Suitable for FESTOOL	1	555.1010	105,17
160	42	TF neg	-	20	2,8	2,0	2/6/32		1	555.1020	68,52
160	42	TF neg	-	30	2,8	2,0	-		1	555.1025	68,52
165	48	TF neg	-	20	2,8	2,0	-		1	555.1027	87,23
170	48	TF neg	-	30	2,8	2,0	-		1	555.1030	75,26
182	48	TF neg	-	30	2,8	2,0	-		1	555.1035	75,26
190	54	TF neg	-	30	2,8	2,0	-		1	555.1045	78,63
190	68	TF neg	-	30	2,8	1,8	-	Suitable for FESTOOL	1	555.1050	104,33
190	54	TF pos	-	FastFix	2,6	2,0	-	Suitable for FESTOOL	1	555.1055	99,69
190	58	TF neg	-	FastFix	2,6	2,0	-	Suitable for FESTOOL	1	555.1060	99,69
200	54	TF neg	-	30	2,8	2,0	-		1	555.1065	78,42
210	54	TF neg	-	30	2,8	2,0	2/7/42		1	555.1070	78,42
210	72	TF neg	-	30	2,4	1,8	-	Suitable for FESTOOL	1	555.1075	136,14
215	80	TF neg	-	30	2,8	2,0	2/7/42		1	555.1080	114,65
216	60	TF neg	-	30	2,8	2,0	2/7/42		1	555.1085	93,15
220	62	TF neg	-	30	2,8	2,0	-		1	555.1090	93,15
225	68	TF neg	-	30	2,5	1,8	-	Suitable for MAFELL	1	555.1095	98,64
225	68	TF neg	-	30	2,6	1,8	-	Suitable for FESTOOL	1	555.1100	126,02
232	62	TF neg	-	30	2,8	2,0	2/7/42		1	555.1105	93,15
240	80	TF neg	-	30	2,8	1,8	-	Suitable for FESTOOL	1	555.1110	146,22



ALU neg



TF neg

Execution: TCT teeth with negative cutting angle in alternating trapezium-flat geometry.

Application: For use on stationary machines. Sawing of thin walled aluminium tubes/profiles, copper (tubes/profiles) and other non-ferrous metals (like brass), acrylic glass (Plexiglas®) and plastics (tubes/profiles), HPL-boards (Trespa®, Resopal®, etc.)

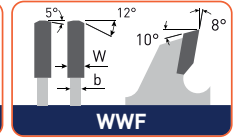
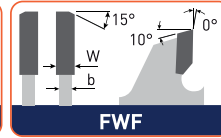
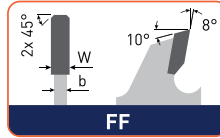
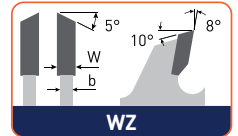
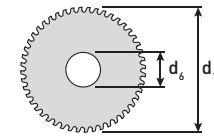
Remark: Pinholes "Combi 2" = 2/10/60 + 2/11/63 + 2/12/64



d ₁	Z	Z _f	d ₆	W	b	PG	Info	pcs/PU	Item no.	€ / PU
250	60	TF neg	30	3,2	2,5	Combi 2 + 2/7/42		1	555.2005	117,56
250	68	TF neg	30	2,8	1,8	-	Suitable for MAFELL	1	555.2010	117,14
250	80	TF neg	30	2,8	2,2	Combi 2 + 2/7/42		1	555.2015	118,40
250	80	TF neg	30	3,2	2,2	Combi 2 + 2/7/42		1	555.2020	138,63
250	80	TF neg	30	3,2	2,5	Combi 2 + 2/7/42		1	555.2025	142,85
250	100	TF neg	30	2,8	2,2	Combi 2 + 2/7/42		1	555.2030	190,04
250	60	TF neg	32	3,2	2,5	Combi 2		1	555.2035	117,56
250	80	TF neg	32	3,2	2,5	Combi 2		1	555.2040	142,85
250	96	TF neg	32	3,2	2,5	Combi 2		1	555.2045	171,07
260	64	TF neg	30	2,5	1,8	-	Suitable for FESTOOL	1	555.2050	134,83
260	68	TF neg	30	2,4	1,8	-	Suitable for FESTOOL	1	555.2055	134,83
260	68	TF neg	30	2,4	1,8	Combi 2		1	555.2060	131,05
260	80	TF neg	30	3,2	2,5	Combi 2		1	555.2065	142,85
270	88	TF neg	30	3,2	2,5	Combi 2		1	555.2070	147,39
300	72	TF neg	30	3,2	2,5	Combi 2 + 2/7/42		1	555.2080	145,71
300	96	TF neg	30	3,2	2,5	Combi 2 + 2/7/42		1	555.2085	162,13
300	120	TF neg	30	2,8	2,2	Combi 2		1	555.2095	223,20
300	72	TF neg	32	3,2	2,6	Combi 2		1	555.2100	145,71
300	96	TF neg	32	3,2	2,5	Combi 2		1	555.2105	168,88
305	96	TF neg	30	3,2	2,5	Combi 2		1	555.2115	168,88
315	96	TF neg	30	3,2	2,5	Combi 2 + 2/7/42		1	555.2120	178,99
330	96	TF neg	30	3,2	2,5	Combi 2		1	555.2125	185,01
350	96	TF neg	30	3,3	2,8	Combi 2		1	555.2135	199,77
350	108	TF neg	30	3,4	2,8	Combi 2		1	555.2140	211,13
350	96	TF neg	32	3,3	2,8	Combi 2		1	555.2150	199,77
350	108	TF neg	32	3,4	2,8	Combi 2		1	555.2155	211,13
350	84	TF neg	40	3,4	2,8	2/9/55 + 4/12/64		1	555.2160	190,91
350	108	TF neg	40	3,4	2,8	2/9/55 + 4/12/64		1	555.2165	211,13
370	96	TF neg	30	3,6	3,0	Combi 2		1	555.2170	241,35
380	110	TF neg	32	3,8	3,2	Combi 2		1	555.2175	273,37
400	96	TF neg	30	3,8	3,2	Combi 2		1	555.2180	259,04
400	120	TF neg	30	4,0	3,2	Combi 2		1	555.2185	295,71
400	96	TF neg	32	3,8	3,2	Combi 2		1	555.2190	259,04
400	96	TF neg	50	3,8	3,2	4/15/80		1	555.2200	259,04
420	96	TF neg	30	4,0	3,2	Combi 2 + 2/10,5/70		1	555.2205	270,51
420	96	TF neg	40	4,0	3,2	2/15/80 + 4/12/64		1	555.2220	270,51
450	108	TF neg	30	4,0	3,2	Combi 2		1	555.2224	284,00
450	108	TF neg	32	4,0	3,2	Combi 2		1	555.2225	284,00
500	120	TF neg	30	4,2	3,6	Combi 2 + 2/10,5/70		1	555.2230	356,89
600	140	TF neg	30	4,6	4,0	Combi 2		1	555.2235	619,81




Steel

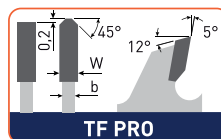
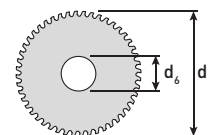


Execution: For dry-cutting metals on so called "dry-cutter" machines.
Application: Suitable for all popular metals and steels. For stainless steel the saw blades from group 556.3 are recommended.
Remark: Pinholes "Combi 2" = 2/10/60 + 2/11/63 + 2/12/64
 LN: Circular saw blade with "Low-Noise" technology

d ₁	Z	Z _f	LN	d ₆	W	b	PG	Info	pcs/PU	Item no.	€ / PU
136	30	FF	-	20	1,5	1,2	-		1	556.0005	73,53
140	46	WWF	-	62	1,8	1,35	-		1	556.0010	85,07
150	30	WZ	-	20	2,2	1,6	2/6/32		1	556.0015	53,75
160	42	FWF	-	20	2,0	1,6	2/6/32		1	556.0020	72,18
160	30	WZ	-	20	2,2	1,6	2/6/32		1	556.0025	55,10
180	34	WZ	-	30	2,2	1,6	2/7/42		1	556.0030	54,20
182	34	WZ	-	20	2,2	1,6	-		1	556.0035	54,20
190	38	WZ	-	30	2,2	1,6	2/7/42		1	556.0045	59,15
190	48	FWF	-	30	2,2	1,6	2/7/42		1	556.0050	80,27
200	40	FF	-	30	2,2	1,8	2/7/42		1	556.0055	65,67
210	40	WZ	-	30	2,2	1,8	2/7/42		1	556.0060	65,67
210	54	FWF	-	30	2,0	1,6	2/7/42		1	556.0065	84,99
216	42	WZ	-	30	2,2	1,8	2/7/42		1	556.0070	67,46
216	54	FWF	-	30	2,2	1,8	2/7/42		1	556.0075	84,99
230	44	WZ	-	30	2,2	1,8	2/7/42		1	556.0085	72,41
232	54	FWF	-	30	2,2	1,8	-		1	556.0090	91,73
235	44	WZ	-	30	2,2	1,8	2/7/42		1	556.0095	95,28
240	44	WZ	-	30	2,2	1,8	-		1	556.0100	95,28
250	48	WWF	●	30	2,2	1,8	Combi 2 + 2/7/42		1	556.0105	93,04
250	54	WWF	●	30	2,2	1,8	Combi 2 + 2/7/42		1	556.0110	112,81
270	60	WWF	●	30	2,2	1,8	Combi 2		1	556.0115	139,69
300	60	WWF	●	30	2,2	1,8	Combi 2 + 2/7/42		1	556.0120	139,69
300	80	WWF	●	30	2,2	1,8	Combi 2 + 2/7/42		1	556.0125	157,66
305	60	WWF	●	25,4	2,2	1,8	-		1	556.0130	139,69
305	80	WWF	●	25,4	2,2	1,8	-		1	556.0135	157,66
320	80	WWF	-	25,4	2,2	1,8	Combi 2		1	556.0139	163,64
320	84	FF	-	30	2,2	1,8	Combi 2		1	556.0140	163,64
330	54	WWF	-	30	2,6	2,2	-		1	556.0145	131,28
355	80	WWF	●	25,4	2,4	2,0	1/12/55,4		1	556.0155	172,18
355	90	WWF	●	25,4	2,4	2,0	1/12/55,4		1	556.0160	183,87
355	80	WWF	●	30	2,4	2,0	-		1	556.0164	172,18
355	90	WWF	●	30	2,4	2,0	Combi 2		1	556.0165	183,87
400	84	WWF	●	30	3,0	2,5	Combi 2		1	556.0170	187,78



Steel



TF PRO

Execution: For dry-cutting metals on so called "dry-cutter" machines. Thanks to an extreme wear resistant carbide from Japan the tool life is extended considerably.

Application: Suitable for all popular metals and steels. For stainless steel the saw blades from group 556.3 are recommended.



Steel



Corrugated sheets



Sheets



Japan Speciaal hardmetaal

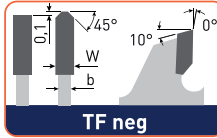
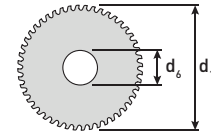


LONG LIFE Extremely long tool life

d ₁	Z	Z _f	d ₆	W	b	PG	Info	pcs/PU	Item no.	€ / PU
250	48	TF PRO	30	2,2	1,8	-	Professional	1	556.1005	128,99
254	48	TF PRO	25,4	2,2	1,8	-	Professional	1	556.1010	128,99
300	60	TF PRO	30	2,2	1,8	-	Professional	1	556.1015	193,17
305	60	TF PRO	25,4	2,2	1,8	-	Professional	1	556.1020	193,17
350	72	TF PRO	30	2,4	2,0	-	Professional	1	556.1025	227,01
355	72	TF PRO	25,4	2,4	2,0	-	Professional	1	556.1030	227,01



Sandwich



TF neg



Execution: TCT teeth with negative cutting angle and alternating trapezium-flat geometry.

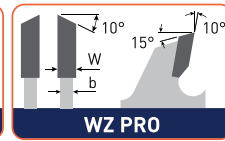
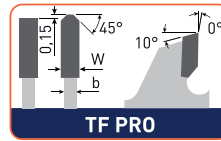
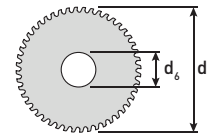
Application: Suitable for sawing of sandwich panels.

Remark: Pinholes "Combi 1" = 2/7/42 + 2/9/46 + 2/10/60
Pinholes "Combi 2" = 2/10/60 + 2/11/63 + 2/12/64

d ₁	Z	Z _f	d _g	W	b	PG	Info	pcs/PU	Item no.	€ / PU
160	48	TF	20	1,5	1,1	-	-	1	556.2004	123,60
160	48	TF	30	1,5	1,1	-	-	1	556.2005	123,60
160	48	TF	20	2,0	1,6	-	-	1	556.2006	83,15
160	48	TF	30	2,0	1,6	-	-	1	556.2007	83,15
190	56	TF	30	1,5	1,0	2/7/42	-	1	556.2010	141,57
190	48	TF	30	2,0	1,6	2/7/42	-	1	556.2011	87,20
210	66	TF	30	1,8	1,4	Combi 1	-	1	556.2015	166,29
210	66	TF	30	2,0	1,6	Combi 1	-	1	556.2016	113,26
230	56	TF	30	2,0	1,6	Combi 1	-	1	556.2019	99,78
230	72	TF	30	1,8	1,4	Combi 1	-	1	556.2020	179,78
250	72	TF	30	2,2	1,8	Combi 2 + 2/7/42	-	1	556.2025	129,89
270	72	TF	30	2,2	1,8	Combi 2 + 2/7/42	-	1	556.2030	136,09
300	84	TF	30	2,2	1,8	Combi 2 + 2/7/42	-	1	556.2035	161,71
320	84	TF	25,4	2,2	1,8	-	-	1	556.2037	163,64
330	90	TF	30	2,4	2,0	Combi 2 + 2/7/42	-	1	556.2040	178,03
350	100	TF	30	2,4	2,0	Combi 2 + 2/7/42	-	1	556.2045	193,30



INOX / Stainless steel



Execution: For dry-cutting stainless steels on so called "dry-cutter" machines. Thanks to an extreme wear resistant carbide from Japan, tool life is extended considerably.

Application: Suitable for sawing stainless steels (INOX).

Remark: **Pinholes "Combi 2"** = 2/10/60 + 2/11/63 + 2/12/64
LN: Circular saw blade with "Low-Noise" technology

Solid
Stainless

Profiles
Stainless

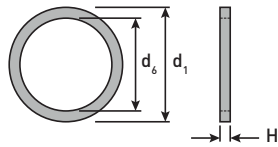

Sheets
Stainless

Sheets
Stainless

Japan
Special
hardmetaal

**LONG
LIFE**
Extremely
long tool life

d ₁	Z	Z _f	d ₆	W	b	PG	Info	pcs/PU	Item no.	€/PU
140	46	WZ PRO	62	1,8	1,35	-		1	556.3005	117,12
160	40	WZ PRO	20	1,6	1,35	2/6/32		1	556.3010	111,08
190	48	WZ PRO	30	1,6	1,35	2/7/42		1	556.3015	138,18
210	54	WZ PRO	30	2,0	1,6	2/7/42		1	556.3020	146,47
216	54	WZ PRO	30	2,0	1,6	2/7/42		1	556.3025	154,97
230	56	WZ PRO	30	2,0	1,6	2/7/42		1	556.3030	163,46
250	60	TF PRO	30	2,2	1,8	Combi 2 + 2/7/42		1	556.3035	199,42
254	60	TF PRO	25,4	2,2	1,8	-		1	556.3040	199,42
300	72	TF PRO	30	2,2	1,8	Combi 2 + 2/7/42		1	556.3045	240,60
305	72	TF PRO	25,4	2,2	1,8	-		1	556.3050	240,60
320	84	TF PRO	25,4	2,2	1,8	-		1	556.3055	268,63
350	84	TF PRO	30	2,4	2,0	Combi 2 + 2/7/42		1	556.3060	282,38
355	84	TF PRO	25,4	2,4	2,0	-		1	556.3065	282,38



Execution: Reduction rings for circular saw blades, knurled exterior, ground sides and boring with H7 tolerance.

Application: For reducing the bore diameter of circular saw blades for an excellent fit in your machine.

d ₁	d ₂	H (mm)	pcs/PU	Item no.	€ / PU
16,0	12,7	1,6	1	589.1601	10,10
16,0	13,0	1,5	1	589.1602	10,10
18,0	16,0	1,4	1	589.1801	10,10
18,0	16,0	1,6	1	589.1802	3,35
20,0	10,0	1,4	1	589.2001	3,35
20,0	12,7	1,4	1	589.2002	10,10
20,0	12,7	1,6	1	589.2003	3,35
20,0	13,0	1,4	1	589.2004	3,35
20,0	13,0	1,6	1	589.2005	3,35
20,0	13,0	1,8	1	589.2006	10,10
20,0	15,0	1,6	1	589.2007	10,10
20,0	16,0	1,4	1	589.2008	3,35
20,0	16,0	1,6	1	589.2009	3,35
20,0	16,0	1,8	1	589.2010	3,35
20,0	16,0	2,0	1	589.2011	3,35
20,0	16,0	2,2	1	589.2012	3,35
20,0	16,0	2,6	1	589.2013	10,10
20,0	18,0	1,4	1	589.2014	3,35
22,0	20,0	1,4	1	589.2201	10,10
22,0	20,0	1,6	1	589.2202	3,74
22,0	20,0	1,8	1	589.2203	3,86
22,0	20,0	2,0	1	589.2204	3,74
22,2	20,0	1,4	1	589.2205	10,10
22,2	20,0	1,6	1	589.2206	4,12
25,0	16,0	1,4	1	589.2501	3,74
25,0	20,0	1,4	1	589.2502	10,10
25,0	20,0	1,6	1	589.2503	10,10
25,0	20,0	1,6	1	589.2504	3,74
25,0	20,0	2,0	1	589.2505	3,74
25,4	20,0	1,4	1	589.2506	3,74
25,4	22,2	1,4	1	589.2507	10,10
25,4	22,2	1,8	1	589.2508	10,10
30,0	15,0	1,8	1	589.3001	3,74
30,0	15,0	2,0	1	589.3002	10,96
30,0	16,0	1,4	1	589.3003	3,74
30,0	16,0	1,6	1	589.3004	3,74
30,0	16,0	1,8	1	589.3005	3,74
30,0	16,0	2,0	1	589.3006	3,74
30,0	16,0	2,2	1	589.3007	3,74
30,0	16,0	2,5	1	589.3008	3,74
30,0	18,0	1,4	1	589.3009	3,74
30,0	18,0	1,8	1	589.3010	3,74
30,0	20,0	1,4	1	589.3011	3,74
30,0	20,0	1,6	1	589.3012	3,74
30,0	20,0	1,8	1	589.3013	3,74
30,0	20,0	2,0	1	589.3014	3,74
30,0	20,0	2,2	1	589.3015	3,74
30,0	20,0	2,5	1	589.3016	3,74
30,0	20,0	2,8	1	589.3017	3,74
30,0	22,0	1,4	1	589.3018	3,74
30,0	22,0	1,8	1	589.3019	3,74
30,0	22,0	2,0	1	589.3020	3,74
30,0	22,0	2,2	1	589.3021	3,74
30,0	22,2	1,4	1	589.3022	10,96
30,0	22,2	1,6	1	589.3023	10,96
30,0	22,2	1,8	1	589.3024	10,96
30,0	22,2	2,2	1	589.3025	10,96
30,0	22,2	2,5	1	589.3026	10,96
30,0	25,0	1,4	1	589.3027	3,74

d ₁	d ₂	H (mm)	pcs/PU	Item no.	€ / PU
30,0	25,0	1,6	1	589.3028	3,74
30,0	25,0	1,8	1	589.3029	3,74
30,0	25,0	2,0	1	589.3030	3,74
30,0	25,0	2,2	1	589.3031	3,74
30,0	25,0	2,5	1	589.3032	3,74
30,0	25,0	2,8	1	589.3033	10,96
30,0	25,4	1,4	1	589.3034	3,74
30,0	25,4	1,6	1	589.3035	3,74
30,0	25,4	1,8	1	589.3036	3,74
30,0	25,4	2,0	1	589.3037	3,74
30,0	28,0	2,8	1	589.3038	3,74
30,0	28,0	3,0	1	589.3039	3,74
30,0	28,0	3,2	1	589.3040	3,74
32,0	20,0	1,8	1	589.3201	4,04
32,0	20,0	2,2	1	589.3202	4,04
32,0	22,0	2,5	1	589.3204	10,96
32,0	25,0	2,0	1	589.3205	4,04
32,0	25,0	2,2	1	589.3206	4,04
32,0	25,0	2,5	1	589.3207	4,04
32,0	25,0	2,6	1	589.3208	10,96
32,0	30,0	1,6	1	589.3209	4,04
32,0	30,0	1,8	1	589.3210	4,04
32,0	30,0	2,0	1	589.3211	4,04
32,0	30,0	2,2	1	589.3212	4,04
32,0	30,0	2,5	1	589.3213	4,04
32,0	30,0	3,5	1	589.3214	4,04
35,0	20,0	2,0	1	589.3501	4,04
35,0	20,0	2,2	1	589.3502	4,04
35,0	20,0	2,5	1	589.3503	4,04
35,0	20,0	2,8	1	589.3504	4,04
35,0	25,0	2,2	1	589.3505	4,04
35,0	25,0	2,5	1	589.3506	4,04
35,0	25,0	2,8	1	589.3507	4,04
35,0	30,0	1,8	1	589.3508	4,04
35,0	30,0	2,0	1	589.3509	4,04
35,0	30,0	2,2	1	589.3510	4,04
35,0	30,0	2,5	1	589.3511	4,04
35,0	30,0	2,8	1	589.3512	4,04
35,0	32,0	1,8	1	589.3513	4,04
40,0 *	22,0	2,5	1	589.4001	4,82
40,0	25,0	2,8	1	589.4002	4,82
40,0	25,4	2,0	1	589.4003	12,37
40,0	30,0	2,0	1	589.4004	4,82
40,0	30,0	2,2	1	589.4005	4,82
40,0	30,0	2,5	1	589.4006	4,82
40,0	30,0	2,8	1	589.4007	4,82
40,0	32,0	1,8	1	589.4008	4,82
40,0	32,0	2,0	1	589.4009	4,82
40,0	32,0	2,8	1	589.4011	4,82
40,0	32,0	3,0	1	589.4012	4,82
40,0	32,0	3,2	1	589.4013	4,82
40,0	35,0	2,8	1	589.4014	4,82
40,0	38,0	2,8	1	589.4015	4,82
40,0	38,0	3,0	1	589.4016	4,82
50,0	30,0	2,5	1	589.5001	9,00
50,0	30,0	2,8	1	589.5002	14,50
50,0	30,0	3,0	1	589.5003	14,50
50,0	32,0	3,0	1	589.5004	14,50

* Phase-out item, available until stock has depleted

ROTEC[®]



Hole saws
and annular cutters

CUTTING CONDITIONS FOR HSS, HSS-E AND TCT ANNULAR CUTTERS

Material suitability	Steel < 500 N/mm ²	Steel < 750 N/mm ²	Steel < 900 N/mm ²	Steel < 1200 N/mm ²	Steel < 1400 N/mm ²	Alloyed steel (stainless) < 900 N/mm ²	Alloyed steel (stainless) > 900 N/mm ²	Aluminium alloys < 11% Si	Grey cast iron < 250 HB	CuZn-alloys (brittle)	CuZn-alloys (tough)
HSS Silver-Line	●	●	◻			◻		○		○	○
HSS Gold-Line	●	●	○	◻		○	◻	○		○	○
HSS Blue-Line	●	●	●	○	◻	●	○	●	○	●	●
TCT Hard-Line	●	●	●	●	●	●	●	●	●	●	●

● = Optimal / ○ = Good / ◻ = Possible

Cutting conditions for HSS annular cutters (Silver-Line, Gold-Line and Blue-Line) F = feed rate / Vc = cutting speed											
F [mm/rev]	0,15	0,18	0,16	0,16	0,17	0,10	0,10	0,25	0,16	0,18	0,21
Vc [m/min]	30	25	20	15	10	15	10	30	15	40	25
Diameter	RPM	RPM	RPM	RPM	RPM	RPM	RPM	RPM	RPM	RPM	RPM
ø12	790	660	530	390	260	390	260	790	390	1060	660
ø14	680	560	450	340	220	340	220	680	340	900	560
ø16	590	490	390	290	190	290	190	590	290	790	490
ø18	530	440	350	260	170	260	170	530	260	700	440
ø20	470	390	310	230	150	230	150	470	230	630	390
ø22	430	360	280	210	140	210	140	430	210	570	360
ø24	390	330	260	190	130	190	130	390	190	530	330
ø26	360	300	240	180	120	180	120	360	180	480	300
ø28	340	280	220	170	110	170	110	340	170	450	280
ø30	310	260	210	150	100	150	100	310	150	420	260
ø32	290	240	190	140	90	140	90	290	140	390	240
ø34	280	230	180	140	90	140	90	280	140	370	230
ø36	260	220	170	130	80	130	80	260	130	350	220
ø38	250	200	160	120	80	120	80	250	120	330	200
ø40	230	190	150	110	70	110	70	230	110	310	190
ø45	210	170	140	100	70	100	70	210	100	280	170
ø50	190	150	120	90	60	90	60	190	90	250	150
ø55	170	140	110	80	50	80	50	170	80	230	140
ø60	150	130	100	70	50	70	50	150	70	210	130
ø65	140	120	90	70	40	70	40	140	70	190	120

Cutting conditions for TCT annular cutters (Hard-Line) F = feed rate / Vc = cutting speed											
F [mm/rev]	0,10	0,10	0,10-0,12	0,10-0,15	0,16	0,13	0,13	0,24	0,08-0,13	0,12	0,12
Vc [m/min]	50	45	40	35	25	20	15	65	40	50	35
Diameter	RPM	RPM	RPM	RPM	RPM	RPM	RPM	RPM	RPM	RPM	RPM
ø12	1320	1190	1060	920	660	530	390	1720	1060	1320	920
ø14	1130	1020	900	790	560	450	340	1470	900	1130	790
ø16	990	890	790	690	490	390	290	1290	790	990	690
ø18	880	790	700	610	440	350	260	1140	700	880	610
ø20	790	710	630	550	390	310	230	1030	630	790	550
ø22	720	650	570	500	360	280	210	940	570	720	500
ø24	660	590	530	460	330	260	190	860	530	660	460
ø26	610	550	480	420	300	240	180	790	480	610	420
ø28	560	510	450	390	280	220	170	730	450	560	390
ø30	530	470	420	370	260	210	150	680	420	530	370
ø32	490	440	390	340	240	190	140	640	390	490	340
ø34	460	420	370	320	230	180	140	600	370	460	320
ø36	440	390	350	300	220	170	130	570	350	440	300
ø38	410	370	330	290	200	160	120	540	330	410	290
ø40	390	350	310	270	190	150	110	510	310	390	270
ø45	350	310	280	240	170	140	100	450	280	350	240
ø50	310	280	250	220	150	120	90	410	250	310	220
ø55	280	260	230	200	140	110	80	370	230	280	200
ø60	260	230	210	180	130	100	70	340	210	260	180
ø65	240	220	190	170	120	90	70	310	190	240	170



Execution: BiM-Co [Bi-metal with 8%Co], teeth milled, side set. Excellent cutting results in [alloyed] steel and stainless steel due to 8% cobalt alloy base material. Robust design with extra firm lid for more stability. 100% Made in Germany!

Application: For sawing holes in most commonly used metals, plastics and woods.

d ₁	d ₁ (inch)	T _{max}	pcs/PU	Item no.	€ / PU
14,0	9/16	38	1	527.0140	10,46
16,0	5/8	38	1	527.0160	10,46
17,0	11/16	38	1	527.0170	10,46
19,0	3/4	38	1	527.0190	10,46
20,0	25/32	38	1	527.0200	10,46
21,0	13/16	38	1	527.0210	10,46
22,0	7/8	38	1	527.0220	10,70
23,0	29/32	38	1	527.0230	10,70
24,0	15/16	38	1	527.0240	10,70
25,0	1	38	1	527.0250	11,15
27,0	1-1/16	38	1	527.0270	11,15
29,0	1-1/8	38	1	527.0290	11,45
30,0	1-3/16	38	1	527.0300	11,45
32,0	1-1/4	38	1	527.0320	11,45
33,0	1-5/16	38	1	527.0330	11,45
35,0	1-3/8	38	1	527.0350	11,95
37,0	1-7/16	38	1	527.0370	11,95
38,0	1-1/2	38	1	527.0380	11,95
40,0	1-9/16	38	1	527.0400	12,91
41,0	1-5/8	38	1	527.0410	12,91
43,0	1-11/16	38	1	527.0430	12,91
44,0	1-3/4	38	1	527.0440	14,56
46,0	1-13/16	38	1	527.0460	14,56
48,0	1-7/8	38	1	527.0480	14,56
51,0	2	38	1	527.0510	14,56
52,0	2-1/16	38	1	527.0520	18,21
54,0	2-1/8	38	1	527.0540	18,21
57,0	2-1/4	38	1	527.0570	18,21
58,0	2-9/32	38	1	527.0580	18,21
59,0	2-5/16	38	1	527.0590	18,21
60,0	2-3/8	38	1	527.0600	18,21

d ₁	d ₁ (inch)	T _{max}	pcs/PU	Item no.	€ / PU
64,0	2-1/2	38	1	527.0640	19,79
65,0	2-9/16	38	1	527.0650	19,79
67,0	2-5/8	38	1	527.0670	19,79
68,0	2-11/16	38	1	527.0680	19,79
70,0	2-3/4	38	1	527.0700	19,79
73,0	2-7/8	38	1	527.0730	19,79
74,0	2-29/32	38	1	527.0740	21,35
76,0	3	38	1	527.0760	20,30
79,0	3-1/8	38	1	527.0790	20,30
83,0	3-1/4	38	1	527.0830	21,61
86,0	3-3/8	38	1	527.0860	22,81
89,0	3-1/2	38	1	527.0890	23,03
92,0	3-5/8	38	1	527.0920	23,65
95,0	3-3/4	38	1	527.0950	25,03
98,0	3-7/8	38	1	527.0980	28,77
102,0	4	38	1	527.1020	28,77
105,0	4-1/8	38	1	527.1050	32,24
108,0	4-1/4	38	1	527.1080	41,46
111,0	4-3/8	38	1	527.1110	47,02
114,0	4-1/2	38	1	527.1140	58,07
121,0	4-3/4	38	1	527.1210	63,85
127,0	5	38	1	527.1270	70,62
133,0	5-1/4	38	1	527.1330	82,86
140,0	5-1/2	38	1	527.1400	83,86
146,0	5-3/4	38	1	527.1460	92,02
152,0	6	38	1	527.1520	97,06
160,0	6-5/16	38	1	527.1600	152,67
168,0	6-5/8	38	1	527.1680	161,45
177,0	7	38	1	527.1770	168,44
200,0	7-7/8	38	1	527.2000	182,15
210,0	8-1/4	38	1	527.2100	196,44

BiM-Co Hole saw, fine pitch (8/12)


Execution: BiM-Co [Bi-metal with 8%Co], teeth milled, side set, fine variable pitch [8/12 TPI]. Fine pitched hole saws are preferred on thinner material. Robust design with extra firm lid for more stability. 100% Made in Germany!

Application: For sawing holes in most commonly used metals, plastics and woods. For thin sheet metals (<2mm) [stainless steel <1mm].

d ₁	d ₁ (inch)	T _{max}	pcs/PU	Item no.	€ / PU
14,0	9/16	38	1	530.5140	16,53
16,0	5/8	38	1	530.5160	13,52
17,0	11/16	38	1	530.5170	16,53
19,0	3/4	38	1	530.5190	13,52
20,0	25/32	38	1	530.5200	13,52
21,0	13/16	38	1	530.5210	18,01
22,0	7/8	38	1	530.5220	13,97
23,0	29/32	38	1	530.5230	18,01
24,0	15/16	38	1	530.5240	15,45
25,0	1	38	1	530.5250	14,49
27,0	1-1/16	38	1	530.5270	17,34
29,0	1-1/8	38	1	530.5290	15,00
30,0	1-3/16	38	1	530.5300	17,34
32,0	1-1/4	38	1	530.5320	15,73
35,0	1-3/8	38	1	530.5350	17,67
38,0	1-1/2	38	1	530.5380	18,10
40,0	1-9/16	38	1	530.5400	19,13
41,0	1-5/8	38	1	530.5410	19,13
43,0	1-11/16	38	1	530.5430	22,08
44,0	1-3/4	38	1	530.5440	20,04
46,0	1-13/16	38	1	530.5460	20,53

d ₁	d ₁ (inch)	T _{max}	pcs/PU	Item no.	€ / PU
48,0	1-7/8	38	1	530.5480	21,44
51,0	2	38	1	530.5510	20,04
54,0	2-1/8	38	1	530.5540	24,56
57,0	2-1/4	38	1	530.5570	25,87
60,0	2-3/8	38	1	530.5600	27,32
64,0	2-1/2	38	1	530.5640	30,12
65,0	2-9/16	38	1	530.5650	30,38
68,0	2-11/16	38	1	530.5680	31,67
70,0	2-3/4	38	1	530.5700	32,39
73,0	2-7/8	38	1	530.5730	33,40
76,0	3	38	1	530.5760	34,00
83,0	3-1/4	38	1	530.5830	35,65
86,0	3-3/8	38	1	530.5860	36,96
89,0	3-1/2	38	1	530.5890	37,92
92,0	3-5/8	38	1	530.5920	39,54
98,0	3-7/8	38	1	530.5980	42,52
105,0	4-1/8	38	1	530.6105	54,26
108,0	4-1/4	38	1	530.6108	51,72
114,0	4-1/2	38	1	530.6114	55,65
127,0	5	38	1	530.6127	65,89

BiM-Co hole saw set (4/6) with Quick-Lock



Description	Type	Content	pcs/PU	Item no.	€ / PU
10 pc Hole saw set (527) 'Plumber' HSS-BiMCo8, hexagon shank 9 mm	527	1x ϕ 19, 22, 27, 32, 35, 40, 51 and 64mm 1x Quick-Lock adapter 14-30mm (HEX 9) 1x Quick-Lock adapter 32-210mm (HEX 9)	1	527.4105	147,02
10 pc Hole saw set (527) 'Electrician' HSS-BiMCo8, hexagon shank 9 mm	527	1x ϕ 22, 27, 35, 38, 44, 51, 68 and 76mm 1x Quick-Lock adapter 14-30mm (HEX 9) 1x Quick-Lock adapter 32-210mm (HEX 9)	1	527.4110	163,50
14 pc Hole saw set (527) 'Allround' HSS-BiMCo8, hexagon shank 9 mm	527	1x ϕ 19, 22, 25, 32, 35, 38, 44, 51, 57, 64, 68 and 76mm 1x Quick-Lock adapter 14-30mm (HEX 9) 1x Quick-Lock adapter 32-210mm (HEX 9)	1	527.4125	245,82

BiM-Co hole saw set (4/6) with Fast-Change



Description	Type	Content	pcs/PU	Item no.	€ / PU
13 pc Hole saw set (527) 'Electrician' HSS-BiMCo8, hexagon shank 11 mm	527	1x ϕ 22, 27, 32, 35, 38, 44, 51, 60, 68 and 76mm 1x Fast-Change holder (HEX 11) 2x HSS Pilot drill	1	527.7105	247,96
13 pc Hole saw set (527) 'Electrician' HSS-BiMCo8, shank SDS+	527	1x ϕ 22, 27, 32, 35, 38, 44, 51, 60, 68 and 76mm 1x Fast-Change holder (SDS+) 2x HSS Pilot drill	1	527.7205	252,61
16 pc Hole saw set (527) 'Allround' HSS-BiMCo8, hexagon shank 11 mm	527	1x ϕ 19, 22, 25, 32, 35, 38, 44, 51, 57, 60, 64, 68 and 76mm 1x Fast-Change holder (HEX 11) 2x HSS Pilot drill	1	527.7110	298,29
16 pc Hole saw set (527) 'Allround' HSS-BiMCo8, shank SDS+	527	1x ϕ 19, 22, 25, 32, 35, 38, 44, 51, 57, 60, 64, 68 and 76mm 1x Fast-Change holder (SDS+) 2x HSS Pilot drill	1	527.7210	302,93
19 pc Hole saw set (527) 'MAX' HSS-BiMCo8, hexagon shank 11 mm	527	1x ϕ 19, 22, 25, 29, 32, 35, 38, 44, 51, 57, 60, 64, 68, 76, 83 and 92mm 1x Fast-Change holder (HEX 11) 2x HSS Pilot drill	1	527.7115	356,40
19 pc Hole saw set (527) 'MAX' HSS-BiMCo8, shank SDS+	527	1x ϕ 19, 22, 25, 29, 32, 35, 38, 44, 51, 57, 60, 64, 68, 76, 83 and 92mm 1x Fast-Change holder (SDS+) 2x HSS Pilot drill	1	527.7215	361,04

533

BiM-Co Hole saw, regular pitch (4/6)



Execution: BiM-Co [Bi-metal with 8%Co], teeth milled, side set. Excellent cutting results in [alloyed] steel and stainless steel due to 8% cobalt alloy base material. Robust design with extra firm lid for more stability. 100% Made in Germany!

Application: For sawing holes in most commonly used metals, plastics and woods.
Material groups: 1.1-1.5 / 1.6 / 2.1 - 2.2 / 2.3 / 3.1 - 3.3 / 4.1 - 4.12

d ₁	d ₁ (inch)	T _{max}	pcs/PU	Item no.	€ / PU
14,0	9/16	48	1	533.0014	11,49
16,0	5/8	48	1	533.0016	11,49
17,0	11/16	48	1	533.0017	11,49
19,0	3/4	48	1	533.0019	11,49
20,0	25/32	48	1	533.0020	11,49
21,0	13/16	48	1	533.0021	11,49
22,0	7/8	48	1	533.0022	11,75
24,0	15/16	48	1	533.0024	11,75
25,0	1	48	1	533.0025	12,25
27,0	1-1/16	48	1	533.0027	12,25
29,0	1-1/8	48	1	533.0029	12,56
30,0	1-3/16	48	1	533.0030	12,56
32,0	1-1/4	48	1	533.0032	12,56
33,0	1-5/16	48	1	533.0033	12,56
35,0	1-3/8	48	1	533.0035	13,13
37,0	1-7/16	48	1	533.0037	13,13
38,0	1-1/2	48	1	533.0038	13,13
40,0	1-9/16	48	1	533.0040	13,13
41,0	1-5/8	48	1	533.0041	13,13
43,0	1-11/16	48	1	533.0043	13,13
44,0	1-3/4	48	1	533.0044	15,98
45,0	1-25/32	48	1	533.0045	15,98
46,0	1-13/16	48	1	533.0046	15,98
48,0	1-7/8	48	1	533.0048	15,98
50,0	1-31/32	48	1	533.0050	15,98
51,0	2	48	1	533.0051	15,98
52,0	2-1/16	48	1	533.0052	20,01
54,0	2-1/8	48	1	533.0054	20,01
55,0	2-5/32	48	1	533.0055	20,01
57,0	2-1/4	48	1	533.0057	20,01
59,0	2-5/16	48	1	533.0059	20,01
60,0	2-3/8	48	1	533.0060	20,01

d ₁	d ₁ (inch)	T _{max}	pcs/PU	Item no.	€ / PU
64,0	2-1/2	48	1	533.0064	21,74
65,0	2-9/16	48	1	533.0065	21,74
67,0	2-5/8	48	1	533.0067	21,74
68,0	2-11/16	48	1	533.0068	21,74
70,0	2-3/4	48	1	533.0070	21,74
73,0	2-7/8	48	1	533.0073	21,74
75,0	2-15/16	48	1	533.0075	22,32
76,0	3	48	1	533.0076	22,32
79,0	3-1/8	48	1	533.0079	22,32
83,0	3-1/4	48	1	533.0083	23,74
86,0	3-3/8	48	1	533.0086	25,05
89,0	3-1/2	48	1	533.0089	25,31
92,0	3-5/8	48	1	533.0092	26,00
95,0	3-3/4	48	1	533.0095	27,49
98,0	3-7/8	48	1	533.0098	31,63
100,0	3-15/16	48	1	533.0100	31,63
102,0	4	48	1	533.0102	31,63
105,0	4-1/8	48	1	533.0105	35,43
108,0	4-1/4	48	1	533.0108	45,56
111,0	4-3/8	48	1	533.0111	51,68
114,0	4-1/2	48	1	533.0114	63,81
121,0	4-3/4	48	1	533.0121	70,16
127,0	5	48	1	533.0127	77,61
133,0	5-1/4	48	1	533.0133	91,04
140,0	5-1/2	48	1	533.0140	92,16
146,0	5-3/4	48	1	533.0146	101,11
152,0	6	48	1	533.0152	106,64
160,0	6-5/16	48	1	533.0160	152,51
168,0	6-5/8	48	1	533.0168	161,26
177,0	7	48	1	533.0177	168,24
200,0	7-7/8	48	1	533.0200	181,94
210,0	8-1/4	48	1	533.0210	196,22

BiM-Co hole saw set (4/6) with Quick-Lock



Description	Type	Content	pcs/PU	Item no.	€ / PU
10 pc Hole saw set (533) 'Plumber' HSS-BiMCo8, hexagon shank 9 mm	533	1x ø19, 22, 27, 32, 35, 40, 51 and 64mm 1x Quick-Lock adapter 14-30mm (HEX 9) 1x Quick-Lock adapter 32-210mm (HEX 9)	1	533.9505	159,64
10 pc Hole saw set (533) 'Electrician' HSS-BiMCo8, hexagon shank 9 mm	533	1x ø22, 27, 35, 38, 44, 51, 68 and 76mm 1x Quick-Lock adapter 14-30mm (HEX 9) 1x Quick-Lock adapter 32-210mm (HEX 9)	1	533.9510	177,51
14 pc Hole saw set (533) 'Allround' HSS-BiMCo8, hexagon shank 9 mm	533	1x ø19, 22, 25, 32, 35, 38, 44, 51, 57, 64, 68 and 76mm 1x Quick-Lock adapter 14-30mm (HEX 9) 1x Quick-Lock adapter 32-210mm (HEX 9)	1	533.9515	266,90

BiM-Co hole saw set (4/6) with Fast-Change



Description	Type	Content	pcs/PU	Item no.	€ / PU
13 pc Hole saw set (533) 'Electrician' HSS-BiMCo8, hexagon shank 11 mm	533	1x ø22, 27, 32, 35, 38, 44, 51, 60, 68 and 76mm 1x Fast-Change holder (HEX 11) 2x HSS Pilot drill	1	533.9705	260,99
16 pc Hole saw set (533) 'Allround' HSS-BiMCo8, hexagon shank 11 mm	533	1x ø19, 22, 25, 32, 35, 38, 44, 51, 57, 60, 64, 68 and 76mm 1x Fast-Change holder (HEX 11) 2x HSS Pilot drill	1	533.9710	300,04
19 pc Hole saw set (533) 'MAX' HSS-BiMCo8, hexagon shank 11 mm	533	1x ø19, 22, 25, 29, 32, 35, 38, 44, 51, 57, 60, 64, 68, 76, 83 and 92mm 1x Fast-Change holder (HEX 11) 2x HSS Pilot drill	1	533.9715	353,77



Execution: High-performance, all-round hole saw with individually ground carbide teeth suitable for the toughest jobs. Includes 'Fast-Change' adapter.

Application: Problem-free sawing in steel, stainless steel, cast iron, brass, bronze, aluminum, (hard) wood, brick, tiles, plastics and fibre-reinforced plastics.

Remark: Aufgrund des montierten und nicht abnehmbaren Adapters kann diese Lochsäge nur in Verbindung mit dem Lochsägehaltersystem 'Fast-Change' verwendet werden.

d ₁	d ₁ (inch)	T _{max}	pcs/PU	Item no.	€ / PU
20,0	25/32	60	1	531.2020	29,90
22,0	7/8	60	1	531.2022	31,03
25,0	1	60	1	531.2025	32,17
32,0	1-1/4	60	1	531.2032	34,06
35,0	1-3/8	60	1	531.2035	35,00
38,0	1-1/2	60	1	531.2038	36,32
40,0	1-9/16	60	1	531.2040	36,89
44,0	1-3/4	60	1	531.2044	37,87
51,0	2	60	1	531.2051	40,89
54,0	2-1/8	60	1	531.2054	49,97

d ₁	d ₁ (inch)	T _{max}	pcs/PU	Item no.	€ / PU
60,0	2-3/8	60	1	531.2060	52,23
64,0	2-1/2	60	1	531.2064	53,37
67,0	2-5/8	60	1	531.2067	54,88
68,0	2-11/16	60	1	531.2068	56,77
70,0	2-3/4	60	1	531.2070	58,28
73,0	2-7/8	60	1	531.2073	59,42
76,0	3	60	1	531.2076	60,55
83,0	3-1/4	60	1	531.2083	62,44
102,0	4	60	1	531.2102	89,73
127,0	5	60	1	531.2127	185,36



Execution: Stable built hole saw with carbide tipped teeth, cuts up to 5 times faster than traditional hole saws. Maximum cutting depth up to 57mm.

Application: For effortless hole making applications in all kinds of softwood, hardwood, particle boards, MDF, [fibre reinforced] plastics like PVC, nylon and epoxy, aerated concrete, bricks, soft stones and tiles (max. core hardness of 6).

d ₁	d ₁ (inch)	T _{max}	pcs/PU	Item no.	€ / PU
14,0 *	9/16	57	1	528.0140	10,00
16,0	5/8	57	1	528.0160	10,00
17,0 *	11/16	57	1	528.0170	10,00
19,0	3/4	57	1	528.0190	10,00
20,0	25/32	57	1	528.0200	10,00
21,0 *	13/16	57	1	528.0210	10,00
22,0	7/8	57	1	528.0220	10,00
24,0	15/16	57	1	528.0240	10,00
25,0	1	57	1	528.0250	10,00
27,0	1-1/16	57	1	528.0270	10,65
29,0	1-1/8	57	1	528.0290	10,65
30,0	1-3/16	57	1	528.0300	10,65
32,0	1-1/4	57	1	528.0320	10,65
33,0 *	1-5/16	57	1	528.0330	11,67
35,0	1-3/8	57	1	528.0350	11,67
37,0 *	1-7/16	57	1	528.0370	11,67
38,0	1-1/2	57	1	528.0380	11,67
40,0	1-9/16	57	1	528.0400	12,87
41,0	1-5/8	57	1	528.0410	14,35
43,0	1-11/16	57	1	528.0430	14,35
44,0	1-3/4	57	1	528.0440	14,35
51,0	2	57	1	528.0510	14,63
52,0	2-1/16	57	1	528.0520	14,63
54,0	2-1/8	57	1	528.0540	17,40
57,0	2-1/4	57	1	528.0570	17,50
60,0	2-3/8	57	1	528.0600	17,50
64,0	2-1/2	57	1	528.0640	19,16
65,0	2-9/16	57	1	528.0650	19,16
67,0	2-5/8	57	1	528.0670	19,25

d ₁	d ₁ (inch)	T _{max}	pcs/PU	Item no.	€ / PU
68,0	2-11/16	57	1	528.0680	19,25
70,0	2-3/4	57	1	528.0700	19,25
73,0	2-7/8	57	1	528.0730	19,25
76,0	3	57	1	528.0760	21,29
79,0	3-1/8	57	1	528.0790	21,29
80,0	3-5/32	57	1	528.0800	21,29
82,0	3-7/32	57	1	528.0820	21,29
83,0	3-1/4	57	1	528.0830	21,76
86,0	3-3/8	57	1	528.0860	24,99
89,0	3-1/2	57	1	528.0890	24,99
92,0	3-5/8	57	1	528.0920	24,99
95,0	3-3/4	57	1	528.0950	26,94
98,0	3-7/8	57	1	528.0980	28,79
102,0	4	57	1	528.1020	29,99
105,0	4-1/8	57	1	528.1050	31,02
108,0	4-1/4	57	1	528.1080	39,53
111,0	4-3/8	57	1	528.1110	43,61
114,0	4-1/2	57	1	528.1140	49,90
121,0	4-3/4	57	1	528.1210	50,91
125,0	4-15/16	57	1	528.1250	58,04
127,0	5	57	1	528.1270	61,01
133,0	5-1/4	57	1	528.1330	69,25
140,0	5-1/2	57	1	528.1400	72,68
152,0	6	57	1	528.1520	77,21
160,0	6-5/16	57	1	528.1600	88,88
165,0	6-1/2	57	1	528.1650	88,88
168,0	6-5/8	57	1	528.1680	94,71
178,0	7	57	1	528.1780	104,80
200,0	7-7/8	57	1	528.2000	127,85

* Phase-out item, available until stock has depleted

TCT Multi-Purpose Hole saw set with Quick-Lock



Description	Type	Content	pcs/PU	Item no.	€ / PU
10 pc Hole saw set [528] ' Plumber ' Carbide tipped (TCT), hexagon shank 9 mm	528	1x ø19, 22, 27, 32, 35, 40, 51 and 64 1x Quick-Lock holder ø14-30 (HEX 9) 1x Quick-Lock holder ø32-210 (HEX 9)	1	528.4001	140,06
10 pc Hole saw set [528] ' Electrician ' Carbide tipped (TCT), hexagon shank 9 mm	528	1x ø22, 27, 35, 38, 44, 51, 68 and 76 1x Quick-Lock holder ø14-30 (HEX 9) 1x Quick-Lock holder ø32-210 (HEX 9)	1	528.4005	161,14
14 pc Hole saw set [528] ' Allround ' Carbide tipped (TCT), hexagon shank 9 mm	528	1x ø19, 22, 25, 32, 35, 38, 44, 51, 57, 64, 68 and 76 1x Quick-Lock holder ø14-30 (HEX 9) 1x Quick-Lock holder ø32-210 (HEX 9)	1	528.4006	215,22

TCT Multi-Purpose Hole saw set with Fast-Change



Description	Type	Content	pcs/PU	Item no.	€ / PU
13 pc Hole saw set [528] ' Electrician ' Carbide tipped (TCT), hexagon shank 11 mm	528	1x ø22, 27, 32, 35, 38, 44, 51, 60, 68 and 76mm 1x Fast-Change holder (HEX 11) 2x Pilot drill bit (1x HSS / 1x TCT)	1	528.5105	245,56
13 pc Hole saw set [528] ' Electrician ' Carbide tipped (TCT), shank SDS+	528	1x ø22, 27, 32, 35, 38, 44, 51, 60, 68 and 76mm 1x Fast-Change holder (SDS+) 2x Pilot drill bit (1x HSS / 1x TCT)	1	528.5205	271,96
16 pc Hole saw set [528] ' Allround ' Carbide tipped (TCT), hexagon shank 11 mm	528	1x ø19, 22, 25, 32, 35, 38, 44, 51, 57, 60, 64, 68 and 76mm 1x Fast-Change holder (HEX 11) 2x Pilot drill bit (1x HSS / 1x TCT)	1	528.5110	284,21
16 pc Hole saw set [528] ' Allround ' Carbide tipped (TCT), shank SDS+	528	1x ø19, 22, 25, 32, 35, 38, 44, 51, 57, 60, 64, 68 and 76mm 1x Fast-Change holder (SDS+) 2x Pilot drill bit (1x HSS / 1x TCT)	1	528.5210	289,61
19 pc Hole saw set [528] ' MAX ' Carbide tipped (TCT), hexagon shank 11 mm	528	1x ø19, 22, 25, 29, 32, 35, 38, 44, 51, 57, 60, 64, 68, 76, 83 and 92mm 1x Fast-Change holder (HEX 11) 2x Pilot drill bit (1x HSS / 1x TCT)	1	528.5115	331,51
19 pc Hole saw set [528] ' MAX ' Carbide tipped (TCT), shank SDS+	528	1x ø19, 22, 25, 29, 32, 35, 38, 44, 51, 57, 60, 64, 68, 76, 83 and 92mm 1x Fast-Change holder (SDS+) 2x Pilot drill bit (1x HSS / 1x TCT)	1	528.5215	336,91

Quick-Lock		Hole saw holders with Quick-Lock system				
Image	Note	Material	Drive	Item no.	pcs/PU	€/PU
	Incl. HSS with pilot drill bit		hex 9	527.3020	1	14,56
	Incl. HSS with pilot drill bit		hex 9	527.3021	1	21,08
	Incl. HSS with pilot drill bit		SDS+	527.3030	1	16,86
	Incl. HSS with pilot drill bit		SDS+	527.3031	1	21,93
	ø6,35x80	HSS	ø6,35	527.3023	1	4,06
	Incl. HSS with pilot drill bit		hex 9	527.3019	1	14,95
	Incl. HSS with pilot drill bit		hex 9	527.3022	1	22,19
	ø6,35x110	HSS	ø6,35	527.3024	1	4,44
	ø7x110	HM	ø6,35	527.3025	1	4,44

Classic		Hole saw holders				
Image	Note	Material	Drive	Item no.	pcs/PU	€/PU
	Incl. HSS with pilot drill bit		hex 1/4"	527.3035	1	8,95
	Incl. HSS with pilot drill bit		hex 9	527.3036	1	8,95
	Incl. HSS with pilot drill bit		hex 9	527.3037	1	22,44
	Incl. HSS with pilot drill bit		hex 11	527.3038	1	22,44
	ø6,35x80	HSS	ø6,35	527.3039	1	3,94
	Incl. HSS with pilot drill bit		hex 9,5	533.9005	1	9,23
	Incl. HSS with pilot drill bit		hex 9,5	533.9010	1	23,16
	Incl. HSS with pilot drill bit		hex 11	533.9015	1	23,16
	ø6,35x83	HSS	ø6,35	533.9100	1	4,35
	ø6,35x102	HSS	ø6,35	533.9105	1	4,59

Fast-Change		Hole saw holders with unique Fast-Lock system, very stabel construction				
Image	Note	Material	Drive	Item no.	pcs/PU	€/PU
	Length: 75mm		hex 8,7	532.0100	1	26,44
	Length: 75mm		hex 11	532.0101	1	29,00
	Length: 150mm		hex 11	532.0102	1	39,16
	Length: 300mm		hex 11	532.0103	1	45,16
	Length: 105mm		SDS+	532.0104	1	33,32
	Fast-Change adapter		1/2"-20 UNF	532.0301 / 532.0302	5 / 10	15,88 / 29,88
	Fast-Change adapter		5/8"-18 UNF	532.0306 / 532.0307	5 / 10	15,88 / 29,88
	ø7,1x85	HSS-G	ø7,1	532.0200	1	9,79
	ø7,1x85	HSS-Co	ø7,1	532.0201	1	12,71
	ø7,1x105	HSS-G	ø7,1	532.0250	1	12,11
	ø7,1x105	HSS-Co	ø7,1	532.0251	1	18,11
	ø8,5x105	HM	ø8,5	532.0252	1	15,67



527

530

533

531

528

ø14 - 210

ø14 - 127

ø14 - 210

ø14 - 127

ø14 - 200

ø14 - 30

ø14 - 30

ø32 - 210

ø32 - 127

ø14 - 30

ø14 - 30

ø32 - 210

ø32 - 127



ø14 - 30

ø14 - 30

ø32 - 210

ø32 - 200



527

530

533

531

528

ø14 - 210

ø14 - 127

ø14 - 210

ø14 - 127

ø14 - 200

ø14 - 30

ø14 - 30

ø32 - 210

ø32 - 127

ø14 - 30

ø14 - 30

ø32 - 210

ø32 - 127



ø14 - 30

ø32 - 210

ø32 - 210



527

530

533

531

528

ø14 - 210

ø14 - 127

ø14 - 210

ø14 - 127

ø14 - 200

Fast-Change adapter

Fast-Change adapter

Fast-Change adapter

Fast-Change adapter

Fast-Change adapter

Fast-Change adapter

Fast-Change adapter

Fast-Change adapter

Fast-Change adapter

Fast-Change adapter

Fast-Change adapter

Fast-Change adapter

Fast-Change adapter

Fast-Change adapter

Fast-Change adapter

Fast-Change adapter

Fast-Change adapter

Fast-Change adapter

Fast-Change adapter

Fast-Change adapter

Fast-Change adapter

Fast-Change adapter

Fast-Change adapter

Fast-Change adapter

Fast-Change adapter

ø14 - 30

ø14 - 30

ø14 - 30

ø20 - 30

ø14 - 30

ø32 - 210

ø32 - 127

ø32 - 210

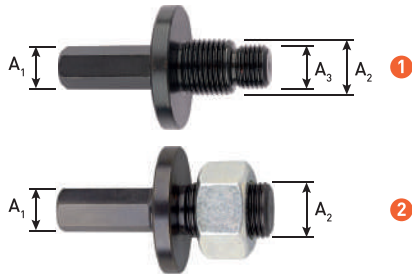
ø32 - 127

ø32 - 200



527

Enlarging-adapter for hole saws



Execution: Adapter for mounting 2 hole saws with different diameters.

Application: For enlarging existing holes to a larger diameter.



1/2"x20 UNF : hole saws ø14-30 mm
5/8"x18 UNF : hole saws ø32-210 mm

Nr.	Description	A ₁	A ₂	A ₃	pcs/PU	Item no.	€ / PU
1	Smallest hole saw (diameter of existing hole) between ø14 and 30 mm serves to centre.	hex. 11	5/8"x18 UNF	1/2"x20 UNF	1	527.3026	26,08
2	Smallest hole saw (diameter of existing hole) from ø32 mm serves to centre.	hex. 11	5/8"x18 UNF		1	527.3027	26,08

Extension for hole saw holders



A ₁	A ₂	l ₁	pcs/PU	Item no.	€ / PU
HEX 9	HEX 11	300	1	527.3040	19,12
HEX 9,5	HEX 11	300	1	527.3041	19,12
HEX 11	HEX 11	300	1	527.3042	19,12



Nr.	Suitable for	A ₁	l ₁	Content	pcs/PU	Item no.	€/PU
1	527 / 528 / 531 / 533	HEX 8,7	75	1x Fast-Change hole saw holder 75 mm, hex. 8,7 mm	1	532.0100	26,44
2	527 / 528 / 531 / 533	HEX 11	75	1x Fast-Change hole saw holder 75 mm, hex. 11 mm	1	532.0101	29,00
3	527 / 528 / 531 / 533	HEX 11	150	1x Fast-Change hole saw holder 150 mm, hex. 11 mm	1	532.0102	39,16
4	527 / 528 / 531 / 533	HEX 11	300	1x Fast-Change hole saw holder 300 mm, hex. 11 mm	1	532.0103	45,16
5	527 / 528 / 531 / 533	SDS-plus	105	1x Fast-Change hole saw holder 105 mm, SDS-plus	1	532.0104	33,32

Fast-Change pilot drill bit




Nr.	Suitable for	Material	Dimensions (mm)	Application	pcs/PU	Item no.	€/PU
1	527	HSS-G	ø7,1 x 85	For Fast-Change hole saw holders type '532.01xx' in combination with bi-metal hole saws type '527'	1	532.0200	9,79
2	527	HSS-Co	ø7,1 x 85	For Fast-Change hole saw holders type '532.01xx' in combination with bi-metal hole saws type '527'	1	532.0201	12,71
3	528 / 531 / 533	HSS-G	ø7,1 x 105	For Fast-Change hole saw holders type '532.01xx' in combination with bi-metal hole saws type '528' or '533'	1	532.0250	12,11
4	528 / 531	TCT	ø8,5 x 105	For Fast-Change hole saw holders type '532.01xx' in combination with bi-metal hole saws type '528'	1	532.0252	15,67

Fast-Change adapter



d (min-max)	F ₂	pcs/PU	Item no.	€ / PU
ø14-30	1/2"-20 UNF	5	532.0301	15,88
ø14-30	1/2"-20 UNF	10	532.0302	29,88
ø32-210	5/8"-18 UNF	5	532.0306	15,88
ø32-210	5/8"-18 UNF	10	532.0307	29,88

Fast-Change starter-kit



Nr.	Suitable for	Pilot drill bit	Shank	Content	pcs/PU	Item no.	€ / PU
1	527	HSS-G	Hex. 8,7	1x Fast-Change hole saw holder hex. 8,7 mm 1x Fast-Change pilot drill bit HSS-G 85 mm 1x Fast-Change adapter 1/2"-20 UNF (ø14-30 mm) 1x Fast-Change adapter 5/8"-18 UNF (ø32-210 mm)	1	532.0500	41,44
2	527	HSS-G	Hex. 11	1x Fast-Change hole saw holder hex. 11 mm 1x Fast-Change pilot drill bit HSS-G 85 mm 1x Fast-Change adapter 1/2"-20 UNF (ø14-30 mm) 1x Fast-Change adapter 5/8"-18 UNF (ø32-210 mm)	1	532.0501	44,00
3	528 / 533	HSS-G	SDS-plus	1x Fast-Change hole saw holder SDS-plus 1x Fast-Change pilot drill bit HSS-G 85 mm 1x Fast-Change adapter 1/2"-20 UNF (ø14-30 mm) 1x Fast-Change adapter 5/8"-18 UNF (ø32-210 mm)	1	532.0502	48,32
4	528 / 533	HSS-G	Hex. 8,7	1x Fast-Change hole saw holder hex. 8,7 mm 1x Fast-Change pilot drill bit HSS-G 105 mm 1x Fast-Change adapter 1/2"-20 UNF (ø14-30 mm) 1x Fast-Change adapter 5/8"-18 UNF (ø32-210 mm)	1	532.0550	43,76
5	528 / 533	HSS-G	Hex. 11	1x Fast-Change hole saw holder hex. 11 mm 1x Fast-Change pilot drill bit HSS-G 105 mm 1x Fast-Change adapter 1/2"-20 UNF (ø14-30 mm) 1x Fast-Change adapter 5/8"-18 UNF (ø32-210 mm)	1	532.0551	46,32
6	528	HSS-G	SDS-plus	1x Fast-Change hole saw holder SDS-plus 1x Fast-Change pilot drill bit HSS-G 105 mm 1x Fast-Change adapter 1/2"-20 UNF (ø14-30 mm) 1x Fast-Change adapter 5/8"-18 UNF (ø32-210 mm)	1	532.0552	51,80
7	528	TCT	Hex. 8,7	1x Fast-Change hole saw holder hex. 8,7 mm 1x Fast-Change pilot drill bit TCT 105 mm 1x Fast-Change adapter 1/2"-20 UNF (ø14-30 mm) 1x Fast-Change adapter 5/8"-18 UNF (ø32-210 mm)	1	532.0553	47,32
8	528	TCT	Hex. 11	1x Fast-Change hole saw holder hex. 8,7 mm 1x Fast-Change pilot drill bit TCT 105 mm 1x Fast-Change adapter 1/2"-20 UNF (ø14-30 mm) 1x Fast-Change adapter 5/8"-18 UNF (ø32-210 mm)	1	532.0554	49,88
9	528	TCT	SDS-plus	1x Fast-Change hole saw holder SDS-plus 1x Fast-Change pilot drill bit TCT 105 mm 1x Fast-Change adapter 1/2"-20 UNF (ø14-30 mm) 1x Fast-Change adapter 5/8"-18 UNF (ø32-210 mm)	1	532.0555	55,36

529

BiM-Co Roofers' pipe hole saw, 300mm (4/6)



Execution: BiM-Co (Bi-metal with 8% Co alloy), roofers' pipe hole saw with variable pitch (4/6 TPI) and 1/2"-14 BSP(G) connection. Supplied with hexagon shank adapter (779.0050) and pilot auger bit (240.2001S). Can also be used with HSS twisted drill bit (160.1203) as pilot drill (sold separately).

Application: For sawing fast and precise holes (for exhaust pipes of heating systems or waste air pipes in sanitary systems) in most commonly used materials. Not suited for abrasive materials, stone or concrete.

d ₁	d ₁ (inch)	T _{max}	pcs/PU	Item no.	€ / PU
85	3-11/32	300	1	529.0852	241,73
110	4-11/32	300	1	529.1102	303,82
121	4-3/4	300	1	529.1212	327,11
130	5-1/8	300	1	529.1302	347,51
140	5-1/2	300	1	529.1402	396,96
152	6	300	1	529.1522	435,77
160	6-5/16	300	1	529.1602	451,29
170	6-11/16	300	1	529.1702	490,09
180	7-3/32	300	1	529.1802	514,51
200	7-7/8	300	1	529.2002	552,18

BiM-Co Roofers' pipe hole saw, 150mm (4/6)



Execution: BiM-Co (Bi-metal with 8% Co alloy), roofers' pipe hole saw with variable pitch (4/6 TPI) and 1/2"-14 BSP(G) connection. Supplied with hexagon shank adapter (779.0050) and pilot auger bit (240.2000).

Application: For sawing fast and precise holes (for exhaust pipes of heating systems or waste air pipes in sanitary systems) in (sloped) roofs. Not suited for abrasive materials, stone or concrete.

d ₁	d ₁ (inch)	T _{max}	pcs/PU	Item no.	€ / PU
85	3-11/32	150	1	529.0851	233,97
110	4-11/32	150	1	529.1101	296,05
121	4-3/4	150	1	529.1211	319,34
130	5-1/8	150	1	529.1301	342,63
140	5-1/2	150	1	529.1401	381,44
152	6	150	1	529.1521	420,25
160	6-5/16	150	1	529.1601	435,77
170	6-11/16	150	1	529.1701	466,82
200	7-7/8	150	1	529.2001	528,90

BiM-Co Construction pipe hole saw, 300mm (3/4)



Execution: BiM-Co (Bi-metal with 8% Co alloy), construction pipe hole saw with variable pitch (3/4 TPI) and 1/2"-14 BSP(G) connection. Supplied with hexagon shank adapter (779.0050) and pilot auger bit (240.2001S). Can also be used with HSS twisted drill bit (160.1203) as pilot drill (sold separately).

Application: For sawing fast and precise holes in wood.
PS: As soon as the hole saw has penetrated about 1cm into the wood, the pilot drill bit has to be removed before sawing is resumed.

d ₁	d ₁ (inch)	T _{max}	pcs/PU	Item no.	€ / PU
85	3-11/32	300	1	529.4085	241,73
110	4-11/32	300	1	529.4110	303,82
130	5-1/8	300	1	529.4130	359,92
152	6	300	1	529.4152	435,77

BiM-Co Construction pipe hole saw, 150mm (3/4)



Execution: BiM-Co (Bi-metal with 8% Co alloy), construction pipe hole saw with variable pitch [3/4 TPI] and 1/2"-14 BSP(G) connection. Supplied with hexagon shank adapter (779.0050) and pilot auger bit (240.2000).

Application: For sawing fast and precise holes in wood.
PS: As soon as the hole saw has penetrated about 1cm into the wood, the pilot drill bit has to be removed before sawing is resumed.

d ₁	d ₁ (inch)	T _{max}	pcs/PU	Item no.	€ / PU
85	3-11/32	150	1	529.3085	233,97
110	4-11/32	150	1	529.3110	296,05
130	5-1/8	150	1	529.3130	342,63
152	6	150	1	529.3152	420,25

TCT Roofers' pipe hole saw, 300mm



Execution: TCT Construction pipe hole saws were specifically developed for making holes quickly and efficiently in (sloping) roofs made of wood and insulation materials. Drills effortlessly double the number of holes than any other existing models and in less than half the time! Equipped with M16 connection type.

Application: For drilling holes in (sloping) roofs for mounting ventilation and exhaust pipes. Not suited for drilling in metals and abrasive materials such as (hard) stone and concrete. Materials like aerated concrete, bricks, soft stones and tiles (max. core hardness of δ) can be drilled.

d ₁	d ₁ (inch)	T _{max}	pcs/PU	Item no.	€ / PU
80	3-5/32	300	1	529.6080	270,14
100	3-15/16	300	1	529.6100	327,01
110	4-11/32	300	1	529.6110	352,60
130	5-1/8	300	1	529.6130	414,69
150	5-29/32	300	1	529.6150	497,62
160	6-5/16	300	1	529.6160	545,96
170	6-11/16	300	1	529.6170	573,60
200	7-7/8	300	1	529.6200	648,33

BiM-Co Ventilation pipe hole saw, 100mm (8/12)

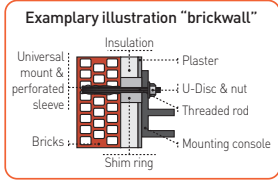



Execution: BiM-Co (Bi-metal with 8% Co alloy), ventilation pipe hole saw with variable pitch [8/12 TPI] and 1/2"-14 BSP(G) connection. Supplied with hexagon shank adapter (779.0050) and pilot drill bit (150.1200).

Application: Due to the fine variable pitched toothing excellent results in plastic pipes and aircondition/ventilation ducts.

d ₁	d ₁ (inch)	T _{max}	pcs/PU	Item no.	€ / PU
85	3-11/32	100	1	529.5085	233,97
110	4-11/32	100	1	529.5110	296,05
130	5-1/8	100	1	529.5130	342,63
160	6-5/16	100	1	529.5160	435,77
178	7	100	1	529.5178	482,34
200	7-7/8	100	1	529.5200	528,90
221	8-23/32	100	1	529.5221	567,70

BiM-Co Special pipe hole saw (4/6)



Execution: BiM-Co (Bi-metal with 8% Co alloy), special hole saw with variable pitch (4/6 TPI) and M16 connection for the facade building industry. Hexagon shank adapter (769.0002) is not included!

Application: For making centre holes for spacer sleeves in insulation material for a technical correct installation of facades on buildings (refer to drawing).



d ₁	d ₁ (inch)	T _{max}	pcs/PU	Item no.	€ / PU
50	2	100	1	529.7511	156,31
50	2	250	1	529.7512	208,53

BiM-Co Roller shutter hole saw, wood (4/6)



Execution: BiM-Co (Bi-metal with 8% Co alloy), roller shutter hole saw with variable pitch (4/6 TPI) and M16 connection. Supplied with hexagon shank adapter (769.0002) and pilot drill bit (150.0700). Coated with PTFE to reduce friction and to protect from rusting.

Application: For making holes in wooden window frames in order to feed through the belt of roller shutters.

d ₁	d ₁ (inch)	T _{max}	pcs/PU	Item no.	€ / PU
17	11/16	90	1	529.0170	141,56
25	1	90	1	529.0240	141,56

BiM-Co Roller shutter hole saw, plastic (8/12)



Execution: BiM-Co (Bi-metal with 8% Co alloy), roller shutter hole saw with variable pitch (8/12 TPI) and M16 connection. Supplied with hexagon shank adapter (769.0002) and pilot drill bit (529.0599). Coated with PTFE to reduce friction and to protect from rusting.

Application: For making holes in plastic window frames in order to feed through the belt of roller shutters.

d ₁	d ₁ (inch)	T _{max}	pcs/PU	Item no.	€ / PU
17	11/16	90	1	529.0517	131,50
19	3/4	90	1	529.0519	131,50
22	7/8	90	1	529.0522	131,50

Adapter for pipe hole saws



A ₁	A ₂	pcs/PU	Item no.	€ / PU
HEX 13	M16 (ext.)	1	769.0002	14,54
HEX 12,7	1/2" (F)	1	779.0050	40,05

Adjustable hole saw



Execution: Adjustable hole saw, complete in a case

Application: For sawing holes in wood, plastics, gypsum and aluminium. Ideal for installing spotlights.

d (min-max)	T _{max}	pcs/PU	Item no.	€ / PU
ø30 - 130	23	1	529.8130	258,30
ø30 - 290	23	1	529.8290	323,99
ø48 - 426	23	1	529.8426	482,37




Execution: Spare blades for adjustable hole saws.

Description	pcs/PU	Item no.	€ / PU
HSS blade for wood	1	529.8990	54,55
Tungsten carbide blade for aluminium	1	529.8991	54,55

534

TCT Hole saw 'Easy' 12mm



Execution: Tungsten carbide tipped hole saw. Thin cutting width of only 2mm results in low cutting forces, therefore ideal for handheld (cordless) power tools, even up to diameter 80mm! Supplied with fixed arbor, exchangeable pilot drill bit (1 pc) and ejector spring (1 pc).

Application: Steels and stainless steels, max. 5 mm depth of cut. Non-ferrous materials like (fibre reinforced) plastics, aluminium, sandwich panels up to maximum depth of 11mm (remove ejector spring). If applied on thicker materials, remove chips every 2-3 mm depth of cut.

For all metals: use only a good cutting oil.

d ₁	T _{max}	d ₂	pcs/PU	Item no.	€/ PU
14,0	12	10	1	534.0140	36,34
15,0	12	10	1	534.0150	36,34
16,0	12	10	1	534.0160	36,34
17,0	12	10	1	534.0170	36,34
18,0	12	10	1	534.0180	36,34
19,0	12	10	1	534.0190	36,34
20,0	12	10	1	534.0200	36,34
21,0	12	10	1	534.0210	36,34
22,0	12	10	1	534.0220	36,34
23,0	12	10	1	534.0230	36,34
24,0	12	10	1	534.0240	36,34
25,0	12	10	1	534.0250	36,34
26,0	12	10	1	534.0260	36,34
27,0	12	10	1	534.0270	36,34
28,0	12	10	1	534.0280	36,34
29,0	12	10	1	534.0290	36,34
30,0	12	10	1	534.0300	36,34
31,0	12	10	1	534.0310	36,58
32,0	12	10	1	534.0320	36,58
33,0	12	10	1	534.0330	36,58
34,0	12	10	1	534.0340	36,58
35,0	12	10	1	534.0350	36,58
36,0	12	10	1	534.0360	43,40
37,0	12	10	1	534.0370	43,40
38,0	12	10	1	534.0380	43,40
39,0	12	10	1	534.0390	43,40
40,0	12	10	1	534.0400	43,40
41,0	12	10	1	534.0410	44,16

d ₁	T _{max}	d ₂	pcs/PU	Item no.	€/ PU
42,0	12	10	1	534.0420	44,16
43,0	12	10	1	534.0430	44,31
44,0	12	10	1	534.0440	44,31
45,0	12	10	1	534.0450	44,31
46,0	12	10	1	534.0460	49,01
47,0	12	10	1	534.0470	49,01
48,0	12	10	1	534.0480	49,01
49,0	12	10	1	534.0490	49,01
50,0	12	10	1	534.0500	49,01
51,0	12	10	1	534.0510	51,37
52,0	12	10	1	534.0520	51,37
53,0	12	10	1	534.0530	51,83
54,0	12	10	1	534.0540	51,83
55,0	12	10	1	534.0550	51,83
60,0	12	10	1	534.0600	58,87
61,0	12	10	1	534.0610	64,40
65,0	12	13	1	534.0650	64,40
66,0	12	13	1	534.0660	74,82
67,0	12	13	1	534.0670	74,82
68,0	12	13	1	534.0680	74,82
70,0	12	13	1	534.0700	74,82
75,0	12	13	1	534.0750	81,35
80,0	12	13	1	534.0800	88,31
85,0	12	13	1	534.0850	98,12
90,0	12	13	1	534.0900	98,12
95,0	12	13	1	534.0950	107,40
100,0	12	13	1	534.1000	110,85

Pilot drill bit for 'Easy' 12mm



d ₁	l ₁	For hole saws	pcs/PU	Item no.	€/ PU
6	48	534.xxx0 (ø14-100)	1	534.9000	5,89

TCT Hole saw set 'Easy' 12mm




Execution: Plastic case equipped with 6 thin-walled TCT hole saws with a cutting width of 2 mm. Therefore suitable for use in the hand drill up to diameter 50mm. All models fitted with a fixed adapter and interchangeable centre drill. Remove the ejector spring to use the maximum cutting depth. For thicker material, release after every 2-3mm to remove chips.

Application: For drilling in high-quality materials such as (un)alloyed steel, stainless steel, non-ferrous metals and (fibre-reinforced) plastics. Steel and stainless steel max. 5 mm thick, all other materials max. 10 mm thick.

Description	Type	Content	pcs/PU	Item no.	€/ PU
9 pc TCT hole saw set 12mm	534	1x ø16, ø20, ø25, ø32, ø40, ø50 2x pilot drill ø6 1x Allen key	1	534.9010	244,12

TCT Hole saw 'Easy' 26mm



Execution: Tungsten carbide tipped hole saw. Thin cutting width of only 3mm results in low cutting forces, therefore ideal for handheld (cordless) power tools, even up to diameter 100mm! Supplied with fixed arbor, exchangeable pilot drill bit (1 pc) and ejector spring (1 pc).

Application: Steels and stainless steels, max. 5 mm depth of cut. Non-ferrous materials like (fibre reinforced) plastics, aluminium, sandwich panels up to maximum depth of 11mm (remove ejector spring). If applied on thicker materials, remove chips every 2-3 mm depth of cut.

For all metals: use only a good cutting oil.



d ₁	T _{max}	d ₂	pcs/PU	Item no.	€ / PU
16,0	26	10	1	534.0161	51,83
17,0	26	10	1	534.0171	51,83
18,0	26	10	1	534.0181	51,83
19,0	26	10	1	534.0191	51,83
20,0	26	10	1	534.0201	51,83
21,0	26	10	1	534.0211	51,83
22,0	26	10	1	534.0221	51,83
23,0	26	10	1	534.0231	51,83
24,0	26	10	1	534.0241	51,83
25,0	26	10	1	534.0251	51,83
26,0	26	10	1	534.0261	51,83
27,0	26	10	1	534.0271	51,83
28,0	26	10	1	534.0281	51,83
29,0	26	10	1	534.0291	51,83
30,0	26	10	1	534.0301	51,83
31,0	26	10	1	534.0311	51,98
32,0	26	10	1	534.0321	51,98
33,0	26	10	1	534.0331	51,98
34,0	26	10	1	534.0341	51,98
35,0	26	10	1	534.0351	51,98
36,0	26	10	1	534.0361	51,98
37,0	26	10	1	534.0371	51,98
38,0	26	10	1	534.0381	51,98

d ₁	T _{max}	d ₂	pcs/PU	Item no.	€ / PU
39,0	26	10	1	534.0391	51,98
40,0	26	10	1	534.0401	51,98
41,0	26	10	1	534.0411	56,88
42,0	26	10	1	534.0421	56,88
43,0	26	10	1	534.0431	56,88
44,0	26	10	1	534.0441	57,04
45,0	26	10	1	534.0451	57,04
50,0	26	10	1	534.0501	57,95
51,0	26	10	1	534.0511	57,95
53,0	26	10	1	534.0531	58,66
54,0	26	10	1	534.0541	58,66
55,0	26	10	1	534.0551	58,66
60,0	26	10	1	534.0601	70,08
61,0	26	13	1	534.0611	77,35
65,0	26	13	1	534.0651	77,35
68,0	26	13	1	534.0681	88,25
70,0	26	13	1	534.0701	88,25
75,0	26	13	1	534.0751	94,38
80,0	26	13	1	534.0801	102,97
85,0	26	13	1	534.0851	115,08
90,0	26	13	1	534.0901	117,90
95,0	26	13	1	534.0951	124,49
100,0	26	13	1	534.1001	126,18

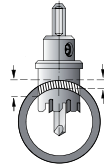

Pilot drill bit for 'Easy' 26mm



d ₁	l ₁	For hole saws	pcs/PU	Item no.	€ / PU
6	76	534.xxx1 (ø16-100)	1	534.9005	6,48

535

TCT Hole saw 'Heavy-Duty' 30mm



Ideal for drilling in tubes and pipes.



Execution: Tungsten carbide tipped hole saw with super heavy duty body and 4mm cutting width. For use in handheld power tools (up to ø40) and stationary machines (drill presses, magnetic core drills). Supplied with fixed arbor, exchangeable pilot drill bit (1 pc) and ejector spring (1 pc).

Application: Steels and stainless steels, max. 20 mm depth of cut. Non-ferrous materials like (fibre reinforced) plastics, aluminium, sandwich panels up to maximum depth of 30mm (remove ejector spring). If applied on thicker materials, remove chips whenever necessary. For flat materials, tubes and curved surfaces. Drilling with overlap is no problem.

For all metals: use only a good cutting oil.

d ₁	T _{max}	d ₂	pcs/PU	Item no.	€ / PU
14,0	30	13	1	535.0140	57,58
15,0	30	13	1	535.0150	57,58
16,0	30	13	1	535.0160	57,58
17,0	30	13	1	535.0170	57,58
18,0	30	13	1	535.0180	57,58
19,0	30	13	1	535.0190	57,58
20,0	30	13	1	535.0200	57,58
21,0	30	13	1	535.0210	57,58
22,0	30	13	1	535.0220	57,58
23,0	30	13	1	535.0230	57,58
24,0	30	13	1	535.0240	57,58
25,0	30	13	1	535.0250	57,58
26,0	30	13	1	535.0260	57,58
27,0	30	13	1	535.0270	57,58
28,0	30	13	1	535.0280	57,58
29,0	30	13	1	535.0290	57,58
30,0	30	13	1	535.0300	57,58
31,0	30	13	1	535.0310	57,75
32,0	30	13	1	535.0320	57,75
33,0	30	13	1	535.0330	57,75
34,0	30	13	1	535.0340	57,75
35,0	30	13	1	535.0350	57,75
36,0	30	13	1	535.0360	57,75
37,0	30	13	1	535.0370	57,75


d ₁	T _{max}	d ₂	pcs/PU	Item no.	€ / PU
38,0	30	13	1	535.0380	57,75
39,0	30	13	1	535.0390	57,75
40,0	30	13	1	535.0400	57,75
41,0	30	13	1	535.0410	63,21
42,0	30	13	1	535.0420	63,21
43,0	30	13	1	535.0430	63,21
44,0	30	13	1	535.0440	63,37
45,0	30	13	1	535.0450	63,37
46,0	30	13	1	535.0460	64,40
47,0	30	13	1	535.0470	64,40
48,0	30	13	1	535.0480	64,40
49,0	30	13	1	535.0490	64,40
50,0	30	13	1	535.0500	64,40
51,0	30	13	1	535.0510	64,40
52,0	30	13	1	535.0520	64,40
53,0	30	13	1	535.0530	65,18
54,0	30	13	1	535.0540	65,18
55,0	30	13	1	535.0550	65,18
56,0	30	13	1	535.0560	77,85
57,0	30	13	1	535.0570	77,85
58,0	30	13	1	535.0580	77,85
59,0	30	13	1	535.0590	77,85
60,0	30	13	1	535.0600	77,85

Pilot drill bit for 'Heavy-Duty' 30mm



d ₁	l ₁	For hole saws	pcs/PU	Item no.	€ / PU
6	80	535.xxx0 (ø14-60)	1	535.9008	6,48

TCT Hole saw 'Heavy-Duty' 55mm



Execution: Tungsten carbide tipped hole saw with super heavy duty body and 4mm cutting width. For use in handheld power tools (up to ø40) and stationary machines (drill presses, magnetic core drills). Supplied with fixed arbor, exchangeable pilot drill bit (1 pc) and ejector spring (1 pc).

Application: Steels and stainless steels, max. 20 mm depth of cut. Non-ferrous materials like (fibre reinforced) plastics, aluminium, sandwich panels up to maximum depth of 55mm (remove ejector spring). If applied on thicker materials, remove chips whenever necessary. For flat materials, tubes and curved surfaces. Drilling with overlap is no problem.

For all metals: use only a good cutting oil.

d ₁	T _{max}	d ₂	pcs/PU	Item no.	€/PU
18,0	55	13	1	535.0181	69,67
20,0	55	13	1	535.0201	69,67
22,0	55	13	1	535.0221	69,67
25,0	55	13	1	535.0251	69,67
30,0	55	13	1	535.0301	69,67
35,0	55	13	1	535.0351	69,94
40,0	55	13	1	535.0401	69,94
45,0	55	13	1	535.0451	76,60
50,0	55	13	1	535.0501	78,03
55,0	55	13	1	535.0551	78,81
60,0	55	13	1	535.0601	94,03
65,0	55	13	1	535.0651	106,07
68,0	55	13	1	535.0681	117,90


d ₁	T _{max}	d ₂	pcs/PU	Item no.	€/PU
70,0	55	13	1	535.0701	119,34
75,0	55	13	1	535.0751	127,74
80,0	55	13	1	535.0801	140,21
85,0	55	13	1	535.0851	156,32
90,0	55	13	1	535.0901	160,06
95,0	55	13	1	535.0951	168,82
100,0	55	13	1	535.1001	171,14
105,0	55	13	1	535.1051	190,28
110,0	55	13	1	535.1101	223,26
115,0	55	13	1	535.1151	261,25
120,0	55	13	1	535.1201	295,56
125,0	55	13	1	535.1251	322,99

Pilot drill bit for 'Heavy-Duty' 55mm



d ₁	l ₁	For hole saws	pcs/PU	Item no.	€/PU
6	110	535.xxx1 (ø18-60)	1	535.9016	11,49
8	110	535.xxx1 (ø65-125)	1	535.9018	15,16

Holder for TCT hole saws



D ₁	l ₁	D ₂	For hole saws	pcs/PU	Item no.	€/PU
20	53	6	535 (ø18-60)	1	535.9000	10,05
20	53	8	535 (ø65-100)	1	535.9001	10,05
32	57	8	535 (ø105-125)	1	535.9014	18,67



D ₁	M ₁	l ₁	For hole saws	pcs/PU	Item no.	€/PU
20	MT 2	108	535 (ø18-100)	1	535.9003	30,60
32	MT 3	133	535 (ø105-125)	1	535.9108	56,66

536

HSS Annular cutter SILVER-LINE 30mm (WLD)



Execution: SILVER-LINE annular cutter, made of high grade HSS, fully ground execution, uncoated, bright finish. Stage hardened with very hard (up to 68 HRC) and wear resistant cutting edges while maintaining a tough body to allow high-torque applications. Excellent chip evacuation and self-centering properties.

Weldon 19mm (¾") shank.

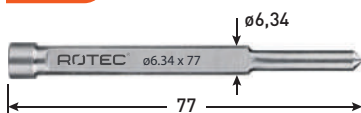
Application: For drilling holes in construction steels, low-carbon steels and cast steels up to 750 N/mm². Material groups : 1.1 - 1.3

d ₁	T _{max}	A ₁	pcs/PU	Item no.	€ / PU
12,0	30	WLD 19	1	536.1200W	19,90
13,0	30	WLD 19	1	536.1300W	19,90
14,0	30	WLD 19	1	536.1400W	20,24
15,0	30	WLD 19	1	536.1500W	20,24
16,0	30	WLD 19	1	536.1600W	21,54
17,0	30	WLD 19	1	536.1700W	21,54
18,0	30	WLD 19	1	536.1800W	22,51
19,0	30	WLD 19	1	536.1900W	22,51
20,0	30	WLD 19	1	536.2000W	24,45
21,0	30	WLD 19	1	536.2100W	24,45
22,0	30	WLD 19	1	536.2200W	30,01
23,0	30	WLD 19	1	536.2300W	30,01
24,0	30	WLD 19	1	536.2400W	31,32
25,0	30	WLD 19	1	536.2500W	31,32
26,0	30	WLD 19	1	536.2600W	33,98
27,0	30	WLD 19	1	536.2700W	34,05
28,0	30	WLD 19	1	536.2800W	36,44
29,0	30	WLD 19	1	536.2900W	36,44
30,0	30	WLD 19	1	536.3000W	38,30
31,0	30	WLD 19	1	536.3100W	38,30
32,0	30	WLD 19	1	536.3200W	39,95
33,0	30	WLD 19	1	536.3300W	39,95
34,0	30	WLD 19	1	536.3400W	42,13
35,0	30	WLD 19	1	536.3500W	42,13
36,0	30	WLD 19	1	536.3600W	47,74

d ₁	T _{max}	A ₁	pcs/PU	Item no.	€ / PU
37,0	30	WLD 19	1	536.3700W	50,66
38,0	30	WLD 19	1	536.3800W	54,35
39,0	30	WLD 19	1	536.3900W	54,35
40,0	30	WLD 19	1	536.4000W	59,63
41,0	30	WLD 19	1	536.4100W	59,63
42,0	30	WLD 19	1	536.4200W	64,40
43,0	30	WLD 19	1	536.4300W	64,40
44,0	30	WLD 19	1	536.4400W	70,71
45,0	30	WLD 19	1	536.4500W	70,71
46,0	30	WLD 19	1	536.4600W	76,06
47,0	30	WLD 19	1	536.4700W	76,06
48,0	30	WLD 19	1	536.4800W	80,23
49,0	30	WLD 19	1	536.4900W	80,23
50,0	30	WLD 19	1	536.5000W	85,77
51,0	30	WLD 19	1	536.5100W	85,77
52,0	30	WLD 19	1	536.5200W	93,03
53,0	30	WLD 19	1	536.5300W	95,95
54,0	30	WLD 19	1	536.5400W	98,91
55,0	30	WLD 19	1	536.5500W	101,26
56,0	30	WLD 19	1	536.5600W	104,95
57,0	30	WLD 19	1	536.5700W	108,65
58,0	30	WLD 19	1	536.5800W	111,36
59,0	30	WLD 19	1	536.5900W	114,84
60,0	30	WLD 19	1	536.6000W	118,30
65,0	30	WLD 32	1	536.6500W	132,72

545

Ejector pin 30mm



Dimensions (mm)	d (min-max)	pcs/PU	Item no.	€ / PU
ø6,34 x 77mm	ø12 - 65mm	1	545.0030	6,56

536

HSS Annular cutter set SILVER-LINE 30mm (WLD), in plastic case



Execution: SILVER-LINE annular cutter, made of high grade HSS, fully ground execution, uncoated, bright finish. Stage hardened with very hard (up to 68 HRC) and wear resistant cutting edges while maintaining a tough body to allow high-torque applications. Excellent chip evacuation and self-centering properties.


Weldon 19mm (¾") shank.

Application: For drilling holes in construction steels, low-carbon steels and cast steels up to 750 N/mm². Material groups : 1.1 - 1.3

Description	Type	Content	pcs/PU	Item no.	€ / PU
7 pc annular cutter set, 30mm	536W	1x ø12, 14, 16, 18, 20 and 22mm 1x ejector pin	1	536.9001	140,13
6 pc annular cutter set, 30mm	536W	1x ø24, 26, 28, 30 and 32mm 1x ejector pin	1	536.9006	180,30

536

HSS Annular cutter SILVER-LINE 55mm (WLD)



Execution: SILVER-LINE annular cutter, made of high grade HSS, fully ground execution, uncoated, bright finish. Stage hardened with very hard (up to 68 HRC) and wear resistant cutting edges while maintaining a tough body to allow high-torque applications. Excellent chip evacuation and self-centering properties.

Weldon 19mm (¾") shank.


Application: For drilling holes in construction steels, low-carbon steels and cast steels up to 750 N/mm².
Material groups : 1.1 - 1.3

d ₁	T _{max}	A ₁	pcs/PU	Item no.	€ / PU
12,0	55	WLD 19	1	536.1201W	25,81
13,0	55	WLD 19	1	536.1301W	25,81
14,0	55	WLD 19	1	536.1401W	26,72
15,0	55	WLD 19	1	536.1501W	26,72
16,0	55	WLD 19	1	536.1601W	27,52
17,0	55	WLD 19	1	536.1701W	27,52
18,0	55	WLD 19	1	536.1801W	29,73
19,0	55	WLD 19	1	536.1901W	29,73
20,0	55	WLD 19	1	536.2001W	32,06
21,0	55	WLD 19	1	536.2101W	32,06
22,0	55	WLD 19	1	536.2201W	36,10
23,0	55	WLD 19	1	536.2301W	36,10
24,0	55	WLD 19	1	536.2401W	38,25
25,0	55	WLD 19	1	536.2501W	38,25
26,0	55	WLD 19	1	536.2601W	41,16
27,0	55	WLD 19	1	536.2701W	41,22
28,0	55	WLD 19	1	536.2801W	44,79
29,0	55	WLD 19	1	536.2901W	44,79
30,0	55	WLD 19	1	536.3001W	47,06
31,0	55	WLD 19	1	536.3101W	47,06
32,0	55	WLD 19	1	536.3201W	50,31
33,0	55	WLD 19	1	536.3301W	55,34
34,0	55	WLD 19	1	536.3401W	56,35
35,0	55	WLD 19	1	536.3501W	56,35
36,0	55	WLD 19	1	536.3601W	60,77

d ₁	T _{max}	A ₁	pcs/PU	Item no.	€ / PU
37,0	55	WLD 19	1	536.3701W	65,09
38,0	55	WLD 19	1	536.3801W	69,07
39,0	55	WLD 19	1	536.3901W	69,07
40,0	55	WLD 19	1	536.4001W	75,55
41,0	55	WLD 19	1	536.4101W	75,55
42,0	55	WLD 19	1	536.4201W	81,74
43,0	55	WLD 19	1	536.4301W	81,74
44,0	55	WLD 19	1	536.4401W	89,75
45,0	55	WLD 19	1	536.4501W	94,24
46,0	55	WLD 19	1	536.4601W	96,42
47,0	55	WLD 19	1	536.4701W	96,42
48,0	55	WLD 19	1	536.4801W	101,83
49,0	55	WLD 19	1	536.4901W	101,83
50,0	55	WLD 19	1	536.5001W	114,91
51,0	55	WLD 19	1	536.5101W	121,80
52,0	55	WLD 19	1	536.5201W	126,48
53,0	55	WLD 19	1	536.5301W	130,44
54,0	55	WLD 19	1	536.5401W	129,68
55,0	55	WLD 19	1	536.5501W	133,21
56,0	55	WLD 19	1	536.5601W	142,59
57,0	55	WLD 19	1	536.5701W	146,12
58,0	55	WLD 19	1	536.5801W	150,08
59,0	55	WLD 19	1	536.5901W	153,48
60,0	55	WLD 19	1	536.6001W	157,90

545


Ejector pin 55mm



Dimensions (mm)	d (min-max)	pcs/PU	Item no.	€ / PU
ø6,34 x 102mm	ø12 - 60mm	1	545.0031	7,60

536

HSS-XE Annular cutter SILVER-LINE 30mm (WLD)



Execution: SILVER-LINE annular cutter, made of high grade HSS-XE, fully ground execution, uncoated, bright finish. Stage hardened with very hard (up to 68 HRC) and wear resistant cutting edges while maintaining a tough body to allow high-torque applications. Excellent chip evacuation and self-centering properties.

Weldon 19mm (¾") shank.

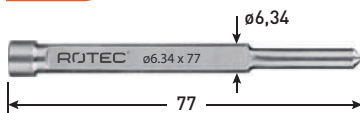
Application: For drilling holes in construction steels, low-carbon steels and cast steels up to 750 N/mm². Material groups : 1.1 - 1.3

d ₁	T _{max}	A ₁	pcs/PU	Item no.	€ / PU
12,0	30	WLD 19	1	536.1200	21,47
13,0	30	WLD 19	1	536.1300	21,47
14,0	30	WLD 19	1	536.1400	21,84
15,0	30	WLD 19	1	536.1500	21,84
16,0	30	WLD 19	1	536.1600	23,24
17,0	30	WLD 19	1	536.1700	23,24
18,0	30	WLD 19	1	536.1800	25,52
19,0	30	WLD 19	1	536.1900	25,52
20,0	30	WLD 19	1	536.2000	27,70
21,0	30	WLD 19	1	536.2100	27,70
22,0	30	WLD 19	1	536.2200	32,37
23,0	30	WLD 19	1	536.2300	32,37
24,0	30	WLD 19	1	536.2400	33,80
25,0	30	WLD 19	1	536.2500	33,80
26,0	30	WLD 19	1	536.2600	36,66
27,0	30	WLD 19	1	536.2700	38,57
28,0	30	WLD 19	1	536.2800	39,31
29,0	30	WLD 19	1	536.2900	41,28
30,0	30	WLD 19	1	536.3000	41,33
31,0	30	WLD 19	1	536.3100	43,40
32,0	30	WLD 19	1	536.3200	45,26
33,0	30	WLD 19	1	536.3300	43,10
34,0	30	WLD 19	1	536.3400	45,44
35,0	30	WLD 19	1	536.3500	45,44
36,0	30	WLD 19	1	536.3600	51,51

d ₁	T _{max}	A ₁	pcs/PU	Item no.	€ / PU
37,0	30	WLD 19	1	536.3700	54,64
38,0	30	WLD 19	1	536.3800	58,64
39,0	30	WLD 19	1	536.3900	58,64
40,0	30	WLD 19	1	536.4000	64,33
41,0	30	WLD 19	1	536.4100	64,33
42,0	30	WLD 19	1	536.4200	69,47
43,0	30	WLD 19	1	536.4300	69,47
44,0	30	WLD 19	1	536.4400	76,28
45,0	30	WLD 19	1	536.4500	76,28
46,0	30	WLD 19	1	536.4600	82,05
47,0	30	WLD 19	1	536.4700	82,05
48,0	30	WLD 19	1	536.4800	86,54
49,0	30	WLD 19	1	536.4900	86,54
50,0	30	WLD 19	1	536.5000	92,54
51,0	30	WLD 19	1	536.5100	92,54
52,0	30	WLD 19	1	536.5200	100,34
53,0	30	WLD 19	1	536.5300	103,51
54,0	30	WLD 19	1	536.5400	106,71
55,0	30	WLD 19	1	536.5500	109,23
56,0	30	WLD 19	1	536.5600	113,22
57,0	30	WLD 19	1	536.5700	117,20
58,0	30	WLD 19	1	536.5800	120,13
59,0	30	WLD 19	1	536.5900	123,88
60,0	30	WLD 19	1	536.6000	127,64

545

Ejector pin 30mm



Dimensions (mm)	d (min-max)	pcs/PU	Item no.	€ / PU
ø6,34 x 77mm	ø12 - 65mm	1	545.0030	6,56

536

HSS-XE Annular cutter set SILVER-LINE 30mm (WLD), in plastic case



Execution: SILVER-LINE annular cutter, made of high grade HSS-XE, fully ground execution, uncoated, bright finish. Stage hardened with very hard (up to 68 HRC) and wear resistant cutting edges while maintaining a tough body to allow high-torque applications. Excellent chip evacuation and self-centering properties.


Weldon 19mm (¾") shank.

Application: For drilling holes in construction steels, low-carbon steels and cast steels up to 750 N/mm². Material groups : 1.1 - 1.3

Description	Type	Content	pcs/PU	Item no.	€ / PU
7 pc annular cutter set, 30mm	536	1x ø12, 14, 16, 18, 20 and 22mm 1x ejector pin	1	536.9000	155,69
6 pc annular cutter set, 30mm	536	1x ø24, 26, 28, 30 and 32mm 1x ejector pin	1	536.9005	202,34

536

HSS-XE Annular cutter SILVER-LINE 55mm (WLD)



Execution: SILVER-LINE annular cutter, made of high grade HSS-XE, fully ground execution, uncoated, bright finish. Stage hardened with very hard (up to 68 HRC) and wear resistant cutting edges while maintaining a tough body to allow high-torque applications. Excellent chip evacuation and self-centering properties.

Weldon 19mm (¾") shank.


Application: For drilling holes in construction steels, low-carbon steels and cast steels up to 750 N/mm². Material groups : 1.1 - 1.3

d ₁	T _{max}	A ₁	pcs/PU	Item no.	€ / PU
12,0	55	WLD 19	1	536.1201	27,84
13,0	55	WLD 19	1	536.1301	27,84
14,0	55	WLD 19	1	536.1401	28,83
15,0	55	WLD 19	1	536.1501	28,83
16,0	55	WLD 19	1	536.1601	29,68
17,0	55	WLD 19	1	536.1701	29,68
18,0	55	WLD 19	1	536.1801	32,06
19,0	55	WLD 19	1	536.1901	32,06
20,0	55	WLD 19	1	536.2001	34,59
21,0	55	WLD 19	1	536.2101	34,59
22,0	55	WLD 19	1	536.2201	38,94
23,0	55	WLD 19	1	536.2301	38,94
24,0	55	WLD 19	1	536.2401	43,31
25,0	55	WLD 19	1	536.2501	43,31
26,0	55	WLD 19	1	536.2601	44,39
27,0	55	WLD 19	1	536.2701	46,69
28,0	55	WLD 19	1	536.2801	48,31
29,0	55	WLD 19	1	536.2901	50,73
30,0	55	WLD 19	1	536.3001	50,77
31,0	55	WLD 19	1	536.3101	53,31
32,0	55	WLD 19	1	536.3201	54,27
33,0	55	WLD 19	1	536.3301	54,27
34,0	55	WLD 19	1	536.3401	57,89
35,0	55	WLD 19	1	536.3501	60,78
36,0	55	WLD 19	1	536.3601	65,55

d ₁	T _{max}	A ₁	pcs/PU	Item no.	€ / PU
37,0	55	WLD 19	1	536.3701	70,21
38,0	55	WLD 19	1	536.3801	74,51
39,0	55	WLD 19	1	536.3901	74,51
40,0	55	WLD 19	1	536.4001	81,50
41,0	55	WLD 19	1	536.4101	81,50
42,0	55	WLD 19	1	536.4201	88,18
43,0	55	WLD 19	1	536.4301	88,18
44,0	55	WLD 19	1	536.4401	96,83
45,0	55	WLD 19	1	536.4501	96,83
46,0	55	WLD 19	1	536.4601	104,01
47,0	55	WLD 19	1	536.4701	104,01
48,0	55	WLD 19	1	536.4801	109,84
49,0	55	WLD 19	1	536.4901	109,84
50,0	55	WLD 19	1	536.5001	123,95
51,0	55	WLD 19	1	536.5101	123,95
52,0	55	WLD 19	1	536.5201	129,95
53,0	55	WLD 19	1	536.5301	134,00
54,0	55	WLD 19	1	536.5401	138,53
55,0	55	WLD 19	1	536.5501	142,28
56,0	55	WLD 19	1	536.5601	155,38
57,0	55	WLD 19	1	536.5701	150,12
58,0	55	WLD 19	1	536.5801	154,17
59,0	55	WLD 19	1	536.5901	167,19
60,0	55	WLD 19	1	536.6001	162,20

545


Ejector pin 55mm



Dimensions (mm)	d (min-max)	pcs/PU	Item no.	€ / PU
ø6,34 x 102mm	ø12 - 60mm	1	545.0031	7,60

536

HSS-XE Annular cutter SILVER-LINE 80mm (UNI)



Execution: SILVER-LINE annular cutter, made of high grade HSS-XE, fully ground execution, uncoated, bright finish. Stage hardened with very hard (up to 68 HRC) and wear resistant cutting edges while maintaining a tough body to allow high-torque applications. Excellent chip evacuation and self-centering properties.

Universal 19mm (¾") shank with WELDON and NITTO connections.

Application: For drilling holes in construction steels, low-carbon steels and cast steels up to 750 N/mm². Material groups : 1.1 - 1.3

d ₁	T _{max}	A ₁	pcs/PU	Item no.	€/ PU
18,0	80	UNI 19	1	536.1802	60,56
19,0	80	UNI 19	1	536.1902	60,56
20,0	80	UNI 19	1	536.2002	63,02
21,0	80	UNI 19	1	536.2102	63,02
22,0	80	UNI 19	1	536.2202	71,76
23,0	80	UNI 19	1	536.2302	77,06
24,0	80	UNI 19	1	536.2402	75,89
25,0	80	UNI 19	1	536.2502	75,89
26,0	80	UNI 19	1	536.2602	78,59
27,0	80	UNI 19	1	536.2702	82,52
28,0	80	UNI 19	1	536.2802	85,54
29,0	80	UNI 19	1	536.2902	89,82
30,0	80	UNI 19	1	536.3002	94,43

d ₁	T _{max}	A ₁	pcs/PU	Item no.	€/ PU
31,0	80	UNI 19	1	536.3102	93,57
32,0	80	UNI 19	1	536.3202	96,14
33,0	80	UNI 19	1	536.3302	100,95
34,0	80	UNI 19	1	536.3402	107,78
35,0	80	UNI 19	1	536.3502	110,81
36,0	80	UNI 19	1	536.3602	119,72
37,0	80	UNI 19	1	536.3702	124,93
38,0	80	UNI 19	1	536.3802	127,02
39,0	80	UNI 19	1	536.3902	131,99
40,0	80	UNI 19	1	536.4002	139,03
45,0	80	UNI 19	1	536.4502	165,11
50,0	80	UNI 19	1	536.5002	211,53

545

Ejector pin 80mm



Dimensions (mm)	d (min-max)	pcs/PU	Item no.	€/ PU
ø7,98 x 130mm	ø18 - 60mm	1	545.0034	12,96

536

HSS-XE Annular cutter SILVER-LINE 110mm (UNI)



Execution: SILVER-LINE annular cutter, made of high grade HSS-XE, fully ground execution, uncoated, bright finish. Stage hardened with very hard (up to 68 HRC) and wear resistant cutting edges while maintaining a tough body to allow high-torque applications. Excellent chip evacuation and self-centering properties.

Universal 19mm (¾") shank with WELDON and NITTO connections.


Application: For drilling holes in construction steels, low-carbon steels and cast steels up to 750 N/mm².
Material groups : 1.1 - 1.3

d ₁	T _{max}	A ₁	pcs/PU	Item no.	€ / PU
18,0	110	UNI 19	1	536.1803	76,97
19,0	110	UNI 19	1	536.1903	78,90
20,0	110	UNI 19	1	536.2003	84,20
21,0	110	UNI 19	1	536.2103	85,71
22,0	110	UNI 19	1	536.2203	92,02
23,0	110	UNI 19	1	536.2303	92,02
24,0	110	UNI 19	1	536.2403	100,79
25,0	110	UNI 19	1	536.2503	103,15
26,0	110	UNI 19	1	536.2603	108,44
27,0	110	UNI 19	1	536.2703	110,61
28,0	110	UNI 19	1	536.2803	113,91
29,0	110	UNI 19	1	536.2903	122,78
30,0	110	UNI 19	1	536.3003	127,60
31,0	110	UNI 19	1	536.3103	127,61

d ₁	T _{max}	A ₁	pcs/PU	Item no.	€ / PU
32,0	110	UNI 19	1	536.3203	135,64
33,0	110	UNI 19	1	536.3303	139,51
34,0	110	UNI 19	1	536.3403	141,39
35,0	110	UNI 19	1	536.3503	151,72
36,0	110	UNI 19	1	536.3603	161,47
37,0	110	UNI 19	1	536.3703	169,28
38,0	110	UNI 19	1	536.3803	173,53
39,0	110	UNI 19	1	536.3903	181,23
40,0	110	UNI 19	1	536.4003	191,57
45,0	110	UNI 19	1	536.4503	225,63
50,0	110	UNI 19	1	536.5003	289,91
55,0	110	UNI 19	1	536.5503	319,40
60,0	110	UNI 19	1	536.6003	368,38

545


Ejector pin 110mm



Dimensions (mm)	d (min-max)	pcs/PU	Item no.	€ / PU
ø7,98 x 160mm	ø18 - 60mm	1	545.0032	13,29

537

HSS-XE Annular cutter GOLD-LINE 30mm (UNI)



Execution: GOLD-LINE annular cutter, made of high grade alloyed HSS-XE, fully ground execution, Gold-Tech coated. Stage hardened with very hard (up to 68 HRC) and wear resistant cutting edges while maintaining a tough body to allow high-torque applications. Excellent chip evacuation and self-centering properties.

Universal 19mm (¾") shank with WELDON and NITTO connections

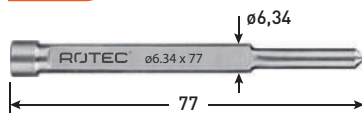
Application: For drilling holes in all types of steels up to 900 N/mm² as well as stainless steel, copper, aluminium and plastics.
Material groups : 1.1 - 1.4 / 2.1 - 2.2 / 3.1 - 3.2 / 4.1 - 4.12 / 5.1 / 5.3

d ₁	T _{max}	A ₁	pcs/PU	Item no.	€ / PU
12,0	30	UNI 19	1	537.1200	30,60
13,0	30	UNI 19	1	537.1300	30,60
14,0	30	UNI 19	1	537.1400	31,17
15,0	30	UNI 19	1	537.1500	31,17
16,0	30	UNI 19	1	537.1600	32,37
17,0	30	UNI 19	1	537.1700	32,37
18,0	30	UNI 19	1	537.1800	33,89
19,0	30	UNI 19	1	537.1900	33,89
20,0	30	UNI 19	1	537.2000	35,71
21,0	30	UNI 19	1	537.2100	35,71
22,0	30	UNI 19	1	537.2200	42,35
23,0	30	UNI 19	1	537.2300	42,35
24,0	30	UNI 19	1	537.2400	43,95
25,0	30	UNI 19	1	537.2500	43,95
26,0	30	UNI 19	1	537.2600	46,61
27,0	30	UNI 19	1	537.2700	46,61
28,0	30	UNI 19	1	537.2800	50,19
29,0	30	UNI 19	1	537.2900	50,19
30,0	30	UNI 19	1	537.3000	52,64
31,0	30	UNI 19	1	537.3100	52,64
32,0	30	UNI 19	1	537.3200	54,96
33,0	30	UNI 19	1	537.3300	54,96
34,0	30	UNI 19	1	537.3400	58,02
35,0	30	UNI 19	1	537.3500	58,02
36,0	30	UNI 19	1	537.3600	65,69

d ₁	T _{max}	A ₁	pcs/PU	Item no.	€ / PU
37,0	30	UNI 19	1	537.3700	68,31
38,0	30	UNI 19	1	537.3800	73,35
39,0	30	UNI 19	1	537.3900	73,37
40,0	30	UNI 19	1	537.4000	80,41
41,0	30	UNI 19	1	537.4100	80,41
42,0	30	UNI 19	1	537.4200	86,81
43,0	30	UNI 19	1	537.4300	86,81
44,0	30	UNI 19	1	537.4400	95,33
45,0	30	UNI 19	1	537.4500	95,33
46,0	30	UNI 19	1	537.4600	102,52
47,0	30	UNI 19	1	537.4700	108,69
48,0	30	UNI 19	1	537.4800	108,17
49,0	30	UNI 19	1	537.4900	108,17
50,0	30	UNI 19	1	537.5000	115,59
51,0	30	UNI 19	1	537.5100	115,59
52,0	30	UNI 19	1	537.5200	125,38
53,0	30	UNI 19	1	537.5300	129,30
54,0	30	UNI 19	1	537.5400	133,35
55,0	30	UNI 19	1	537.5500	136,55
56,0	30	UNI 19	1	537.5600	141,49
57,0	30	UNI 19	1	537.5700	146,51
58,0	30	UNI 19	1	537.5800	150,18
59,0	30	UNI 19	1	537.5900	154,85
60,0	30	UNI 19	1	537.6000	159,55

545

Ejector pin 30mm



Dimensions (mm)	d (min-max)	pcs/PU	Item no.	€ / PU
ø6,34 x 77mm	ø12 - 65mm	1	545.0030	6,56

537

HSS-XE Annular cutter set GOLD-LINE 30mm (UNI), in plastic case



Execution: GOLD-LINE annular cutter, made of high grade alloyed HSS-XE, fully ground execution, Gold-Tech coated. Stage hardened with very hard (up to 68 HRC) and wear resistant cutting edges while maintaining a tough body to allow high-torque applications. Excellent chip evacuation and self-centering properties.


Universal 19mm (¾") shank with WELDON and NITTO connections

Application: For drilling holes in all types of steels up to 900 N/mm² as well as stainless steel, copper, aluminium and plastics.
Material groups : 1.1 - 1.4 / 2.1 - 2.2 / 3.1 - 3.2 / 4.1 - 4.12 / 5.1 / 5.3

Description	Type	Content	pcs/PU	Item no.	€ / PU
7 pc annular cutter set, 30mm	537	1x ø12, 14, 16, 18, 20 and 22mm 1x ejector pin	1	537.9000	212,22
6 pc annular cutter set, 30mm	537	1x ø24, 26, 28, 30 and 32mm 1x ejector pin	1	537.9005	254,47

537

HSS-XE Annular cutter GOLD-LINE 55mm (UNI)



Execution: GOLD-LINE annular cutter, made of high grade alloyed HSS-XE, fully ground execution, Gold-Tech coated. Stage hardened with very hard (up to 68 HRC) and wear resistant cutting edges while maintaining a tough body to allow high-torque applications. Excellent chip evacuation and self-centering properties.

Universal 19mm (¾") shank with WELDON and NITTO connections


Application: For drilling holes in all types of steels up to 900 N/mm² as well as stainless steel, copper, aluminium and plastics.
Material groups : 1.1 - 1.4 / 2.1 - 2.2 / 3.1 - 3.2 / 4.1 - 4.12 / 5.1 / 5.3

d ₁	T _{max}	A ₁	pcs/PU	Item no.	€ / PU
12,0	55	UNI 19	1	537.1201	38,33
13,0	55	UNI 19	1	537.1301	38,33
14,0	55	UNI 19	1	537.1401	39,63
15,0	55	UNI 19	1	537.1501	39,63
16,0	55	UNI 19	1	537.1601	40,71
17,0	55	UNI 19	1	537.1701	40,71
18,0	55	UNI 19	1	537.1801	42,35
19,0	55	UNI 19	1	537.1901	42,35
20,0	55	UNI 19	1	537.2001	44,12
21,0	55	UNI 19	1	537.2101	44,12
22,0	55	UNI 19	1	537.2201	50,19
23,0	55	UNI 19	1	537.2301	50,19
24,0	55	UNI 19	1	537.2401	53,08
25,0	55	UNI 19	1	537.2501	53,08
26,0	55	UNI 19	1	537.2601	56,04
27,0	55	UNI 19	1	537.2701	56,04
28,0	55	UNI 19	1	537.2801	60,98
29,0	55	UNI 19	1	537.2901	60,98
30,0	55	UNI 19	1	537.3001	64,06
31,0	55	UNI 19	1	537.3101	64,06
32,0	55	UNI 19	1	537.3201	68,59
33,0	55	UNI 19	1	537.3301	68,59
34,0	55	UNI 19	1	537.3401	73,08
35,0	55	UNI 19	1	537.3501	73,08
36,0	55	UNI 19	1	537.3601	82,72

d ₁	T _{max}	A ₁	pcs/PU	Item no.	€ / PU
37,0	55	UNI 19	1	537.3701	86,03
38,0	55	UNI 19	1	537.3801	91,31
39,0	55	UNI 19	1	537.3901	96,87
40,0	55	UNI 19	1	537.4001	99,93
41,0	55	UNI 19	1	537.4101	99,93
42,0	55	UNI 19	1	537.4201	108,11
43,0	55	UNI 19	1	537.4301	108,11
44,0	55	UNI 19	1	537.4401	118,73
45,0	55	UNI 19	1	537.4501	118,73
46,0	55	UNI 19	1	537.4601	127,59
47,0	55	UNI 19	1	537.4701	127,70
48,0	55	UNI 19	1	537.4801	134,76
49,0	55	UNI 19	1	537.4901	134,76
50,0	55	UNI 19	1	537.5001	152,06
51,0	55	UNI 19	1	537.5101	161,29
52,0	55	UNI 19	1	537.5201	159,27
53,0	55	UNI 19	1	537.5301	174,38
54,0	55	UNI 19	1	537.5401	180,08
55,0	55	UNI 19	1	537.5501	174,44
56,0	55	UNI 19	1	537.5601	190,66
57,0	55	UNI 19	1	537.5701	195,27
58,0	55	UNI 19	1	537.5801	200,60
59,0	55	UNI 19	1	537.5901	205,18
60,0	55	UNI 19	1	537.6001	198,98

545


Ejector pin 55mm



Dimensions (mm)	d (min-max)	pcs/PU	Item no.	€ / PU
ø6,34 x 102mm	ø12 - 60mm	1	545.0031	7,60

539

HSS-XE Annular cutter GOLD-LINE 40mm (FEIN/QUICK-IN)



Execution: GOLD-LINE annular cutter, made of high grade alloyed HSS-XE, fully ground execution, Gold-Tech coated. Stage hardened with very hard (up to 68 HRC) and wear resistant cutting edges while maintaining a tough body to allow high-torque applications. Excellent chip evacuation and self-centering properties.

FEIN / QUICK-IN shank 18mm.


Application: For drilling holes in all types of steels up to 900 N/mm² as well as stainless steel, copper, aluminium and plastics.
Material groups : 1.1 - 1.4 / 2.1 - 2.2 / 3.1 - 3.2 / 4.1 - 4.12 / 5.1 / 5.3

d ₁	T _{max}	A ₁	pcs/PU	Item no.	€/ PU
12,0	40	QUI 18	1	539.1200	32,54
13,0	40	QUI 18	1	539.1300	32,54
14,0	40	QUI 18	1	539.1400	33,04
15,0	40	QUI 18	1	539.1500	33,04
16,0	40	QUI 18	1	539.1600	33,74
17,0	40	QUI 18	1	539.1700	33,74
18,0	40	QUI 18	1	539.1800	35,53
19,0	40	QUI 18	1	539.1900	35,53
20,0	40	QUI 18	1	539.2000	39,09
21,0	40	QUI 18	1	539.2100	39,09
22,0	40	QUI 18	1	539.2200	45,07
23,0	40	QUI 18	1	539.2300	45,14
24,0	40	QUI 18	1	539.2400	46,69
25,0	40	QUI 18	1	539.2500	46,69
26,0	40	QUI 18	1	539.2600	49,65


d ₁	T _{max}	A ₁	pcs/PU	Item no.	€/ PU
27,0	40	QUI 18	1	539.2700	49,83
28,0	40	QUI 18	1	539.2800	53,40
29,0	40	QUI 18	1	539.2900	53,40
30,0	40	QUI 18	1	539.3000	55,92
31,0	40	QUI 18	1	539.3100	59,30
32,0	40	QUI 18	1	539.3200	58,78
33,0	40	QUI 18	1	539.3300	58,79
34,0	40	QUI 18	1	539.3400	61,81
35,0	40	QUI 18	1	539.3500	61,81
40,0	40	QUI 18	1	539.4000	81,77
45,0	40	QUI 18	1	539.4500	96,76
50,0	40	QUI 18	1	539.5000	117,03
55,0	40	QUI 18	1	539.5500	138,50
60,0	40	QUI 18	1	539.6000	161,77

545

Ejector pin 40mm



Dimensions (mm)	d (min-max)	pcs/PU	Item no.	€/ PU
ø6,34 x 90mm	ø12 - 17mm	1	545.0035	7,72



Execution: HARD-LINE Tungsten carbide tipped annular cutter made with a conical helix for a clean chip flow and the highest cutting abilities, even in difficult to cut materials. Tothing with pre-, intermediate-, and finish-cutting geometry which results in shatter-free, silent and easy cutting with excellent tool life.


Universal 19mm (¾") shank with WELDON and NITTO connections.

Application: Maximum cutting capacities in all kinds of steel up to 1,400 N/mm² as well as excellent results when drilling in hardened steels up to 40 HRC, all sorts of stainless steel, difficult to cut alloys (Hardox/ Inconel/Titanium) and non-ferrous metals (aluminium, copper, brass, etc.)

Materialgroups : 1.1 - 1.6 / 2.1 - 2.3 / 3.1 - 3.3 / 4.1 - 4.13 / 5.1 - 5.4

d ₁	T _{max}	A ₁	pcs/PU	Item no.	€/ PU
12,0	40	UNI 19	1	546.0120	56,83
13,0	40	UNI 19	1	546.0130	56,83
14,0	40	UNI 19	1	546.0140	60,13
15,0	40	UNI 19	1	546.0150	60,13
16,0	40	UNI 19	1	546.0160	60,13
17,0	40	UNI 19	1	546.0170	60,13
18,0	40	UNI 19	1	546.0180	60,13
19,0	40	UNI 19	1	546.0190	60,13
20,0	40	UNI 19	1	546.0200	60,13
21,0	40	UNI 19	1	546.0210	61,85
22,0	40	UNI 19	1	546.0220	61,85
23,0	40	UNI 19	1	546.0230	64,94
24,0	40	UNI 19	1	546.0240	61,85
25,0	40	UNI 19	1	546.0250	61,85
26,0	40	UNI 19	1	546.0260	65,25
27,0	40	UNI 19	1	546.0270	65,34
28,0	40	UNI 19	1	546.0280	65,34
29,0	40	UNI 19	1	546.0290	65,42
30,0	40	UNI 19	1	546.0300	65,34
31,0	40	UNI 19	1	546.0310	77,18
32,0	40	UNI 19	1	546.0320	77,18
33,0	40	UNI 19	1	546.0330	77,18
34,0	40	UNI 19	1	546.0340	77,18
35,0	40	UNI 19	1	546.0350	77,18
36,0	40	UNI 19	1	546.0360	88,24


d ₁	T _{max}	A ₁	pcs/PU	Item no.	€/ PU
37,0	40	UNI 19	1	546.0370	88,35
38,0	40	UNI 19	1	546.0380	88,35
39,0	40	UNI 19	1	546.0390	88,35
40,0	40	UNI 19	1	546.0400	88,35
41,0	40	UNI 19	1	546.0410	106,76
42,0	40	UNI 19	1	546.0420	106,76
43,0	40	UNI 19	1	546.0430	106,76
44,0	40	UNI 19	1	546.0440	106,65
45,0	40	UNI 19	1	546.0450	106,65
46,0	40	UNI 19	1	546.0460	114,31
47,0	40	UNI 19	1	546.0470	114,31
48,0	40	UNI 19	1	546.0480	114,31
49,0	40	UNI 19	1	546.0490	114,31
50,0	40	UNI 19	1	546.0500	121,04
51,0	40	UNI 19	1	546.0510	131,34
52,0	40	UNI 19	1	546.0520	134,65
53,0	40	UNI 19	1	546.0530	138,67
54,0	40	UNI 19	1	546.0540	143,23
55,0	40	UNI 19	1	546.0550	146,16
56,0	40	UNI 19	1	546.0560	151,57
57,0	40	UNI 19	1	546.0570	154,96
58,0	40	UNI 19	1	546.0580	158,04
59,0	40	UNI 19	1	546.0590	160,64
60,0	40	UNI 19	1	546.0600	163,36
65,0	40	UNI 19	1	546.0650	192,77



Dimensions (mm)	d (min-max)	pcs/PU	Item no.	€/ PU
ø6,34 x 90mm	ø12 - 17mm	1	545.0035	7,72
ø7,98 x 90mm	ø18 - 65mm	1	545.0051	7,49

546

TCT Annular cutter HARD-LINE 55mm (UNI)



Execution: HARD-LINE Tungsten carbide tipped annular cutter made with a conical helix for a clean chip flow and the highest cutting abilities, even in difficult to cut materials. Tothing with pre-, intermediate-, and finish-cutting geometry which results in shatter-free, silent and easy cutting with excellent tool life.

Universal 19mm (¾") shank with WELDON and NITTO connections.

Application: Maximum cutting capacities in all kinds of steel up to 1.400 N/mm² as well as excellent results when drilling in hardened steels up to 40 HRC, all sorts of stainless steel, difficult to cut alloys (Hardox/ Inconel/Titanium) and non-ferrous metals (aluminium, copper, brass, etc.)


Materialgroups : 1.1 - 1.6 / 2.1 - 2.3 / 3.1 - 3.3 / 4.1 - 4.13 / 5.1 - 5.4

d ₁	T _{max}	A ₁	pcs/PU	Item no.	€/ PU
12,0	55	UNI 19	1	546.0121	66,54
13,0	55	UNI 19	1	546.0131	70,02
14,0	55	UNI 19	1	546.0141	66,54
15,0	55	UNI 19	1	546.0151	66,54
16,0	55	UNI 19	1	546.0161	66,54
17,0	55	UNI 19	1	546.0171	66,54
18,0	55	UNI 19	1	546.0181	66,54
19,0	55	UNI 19	1	546.0191	66,54
20,0	55	UNI 19	1	546.0201	66,54
21,0	55	UNI 19	1	546.0211	70,49
22,0	55	UNI 19	1	546.0221	68,59
23,0	55	UNI 19	1	546.0231	68,59
24,0	55	UNI 19	1	546.0241	68,59
25,0	55	UNI 19	1	546.0251	68,59
26,0	55	UNI 19	1	546.0261	72,67
27,0	55	UNI 19	1	546.0271	72,73
28,0	55	UNI 19	1	546.0281	72,73
29,0	55	UNI 19	1	546.0291	72,73
30,0	55	UNI 19	1	546.0301	72,73
31,0	55	UNI 19	1	546.0311	85,51
32,0	55	UNI 19	1	546.0321	85,51
33,0	55	UNI 19	1	546.0331	85,51
34,0	55	UNI 19	1	546.0341	85,51
35,0	55	UNI 19	1	546.0351	85,51
36,0	55	UNI 19	1	546.0361	97,62


d ₁	T _{max}	A ₁	pcs/PU	Item no.	€/ PU
37,0	55	UNI 19	1	546.0371	97,78
38,0	55	UNI 19	1	546.0381	97,78
39,0	55	UNI 19	1	546.0391	97,78
40,0	55	UNI 19	1	546.0401	97,78
41,0	55	UNI 19	1	546.0411	117,99
42,0	55	UNI 19	1	546.0421	117,99
43,0	55	UNI 19	1	546.0431	117,99
44,0	55	UNI 19	1	546.0441	117,99
45,0	55	UNI 19	1	546.0451	117,99
46,0	55	UNI 19	1	546.0461	126,85
47,0	55	UNI 19	1	546.0471	126,85
48,0	55	UNI 19	1	546.0481	126,85
49,0	55	UNI 19	1	546.0491	126,85
50,0	55	UNI 19	1	546.0501	134,24
51,0	55	UNI 19	1	546.0511	145,66
52,0	55	UNI 19	1	546.0521	149,26
53,0	55	UNI 19	1	546.0531	153,59
54,0	55	UNI 19	1	546.0541	158,70
55,0	55	UNI 19	1	546.0551	162,11
56,0	55	UNI 19	1	546.0561	168,08
57,0	55	UNI 19	1	546.0571	172,10
58,0	55	UNI 19	1	546.0581	175,27
59,0	55	UNI 19	1	546.0591	178,11
60,0	55	UNI 19	1	546.0601	181,19
65,0	55	UNI 19	1	546.0651	206,40

545

Ejector pin 55mm



Dimensions (mm)	d (min-max)	pcs/PU	Item no.	€/ PU
ø6,34 x 102mm	ø12 - 60mm	1	545.0031	7,60
ø7,98 x 108mm	ø18 - 65mm	1	545.0053	11,69



Execution: HARD-LINE Tungsten carbide tipped annular cutter made with a conical helix for a clean chip flow and the highest cutting abilities, even in difficult to cut materials. Tothing with pre-, intermediate-, and finish-cutting geometry which results in shatter-free, silent and easy cutting with excellent tool life.

Universal 19mm (¾") shank with WELDON and NITTO connections.

Application: Maximum cutting capacities in all kinds of steel up to 1.400 N/mm² as well as excellent results when drilling in hardened steels up to 40 HRC, all sorts of stainless steel, difficult to cut alloys (Hardox/ Inconel/Titanium) and non-ferrous metals (aluminium, copper, brass, etc.)
Materiaalgroeps : 1.1 - 1.6 / 2.1 - 2.3 / 3.1 - 3.3 / 4.1 - 4.13 / 5.1 - 5.4

d ₁	T _{max}	A ₁	pcs/PU	Item no.	€ / PU
18,0	80	UNI 19	1	546.0182	109,81
19,0	80	UNI 19	1	546.0192	109,94
20,0	80	UNI 19	1	546.0202	109,81
21,0	80	UNI 19	1	546.0212	109,94
22,0	80	UNI 19	1	546.0222	109,81
23,0	80	UNI 19	1	546.0232	109,94
24,0	80	UNI 19	1	546.0242	109,81
25,0	80	UNI 19	1	546.0252	109,81
26,0	80	UNI 19	1	546.0262	119,69
27,0	80	UNI 19	1	546.0272	119,69
28,0	80	UNI 19	1	546.0282	119,69
29,0	80	UNI 19	1	546.0292	119,69
30,0	80	UNI 19	1	546.0302	119,69
31,0	80	UNI 19	1	546.0312	144,56
32,0	80	UNI 19	1	546.0322	144,56
33,0	80	UNI 19	1	546.0332	144,70
34,0	80	UNI 19	1	546.0342	144,70
35,0	80	UNI 19	1	546.0352	144,56
36,0	80	UNI 19	1	546.0362	165,11
37,0	80	UNI 19	1	546.0372	164,90
38,0	80	UNI 19	1	546.0382	165,11
39,0	80	UNI 19	1	546.0392	164,90


d ₁	T _{max}	A ₁	pcs/PU	Item no.	€ / PU
40,0	80	UNI 19	1	546.0402	164,90
41,0	80	UNI 19	1	546.0412	199,58
42,0	80	UNI 19	1	546.0422	199,58
43,0	80	UNI 19	1	546.0432	199,58
44,0	80	UNI 19	1	546.0442	199,58
45,0	80	UNI 19	1	546.0452	199,31
46,0	80	UNI 19	1	546.0462	227,61
47,0	80	UNI 19	1	546.0472	227,61
48,0	80	UNI 19	1	546.0482	227,61
49,0	80	UNI 19	1	546.0492	227,61
50,0	80	UNI 19	1	546.0502	227,36
51,0	80	UNI 19	1	546.0512	225,14
52,0	80	UNI 19	1	546.0522	230,76
53,0	80	UNI 19	1	546.0532	235,60
54,0	80	UNI 19	1	546.0542	241,50
55,0	80	UNI 19	1	546.0552	246,83
56,0	80	UNI 19	1	546.0562	253,25
57,0	80	UNI 19	1	546.0572	259,18
58,0	80	UNI 19	1	546.0582	264,65
59,0	80	UNI 19	1	546.0592	269,67
60,0	80	UNI 19	1	546.0602	276,15



Dimensions (mm)	d (min-max)	pcs/PU	Item no.	€ / PU
ø7,98 x 130mm	ø18 - 60mm	1	545.0034	12,96

546

TCT Annular cutter HARD-LINE 110mm (UNI)



Execution: HARD-LINE Tungsten carbide tipped annular cutter made with a conical helix for a clean chip flow and the highest cutting abilities, even in difficult to cut materials. Tothing with pre-, intermediate-, and finish-cutting geometry which results in shatter-free, silent and easy cutting with excellent tool life.

Universal 19mm (¾") shank with WELDON and NITTO connections.

Application: Maximum cutting capacities in all kinds of steel up to 1.400 N/mm² as well as excellent results when drilling in hardened steels up to 40 HRC, all sorts of stainless steel, difficult to cut alloys (Hardox/Inconel/Titanium) and non-ferrous metals (aluminium, copper, brass, etc.)


Materialgroups : 1.1 - 1.6 / 2.1 - 2.3 / 3.1 - 3.3 / 4.1 - 4.13 / 5.1 - 5.4

d ₁	T _{max}	A ₁	pcs/PU	Item no.	€ / PU
18,0	110	UNI 19	1	546.0183	139,69
19,0	110	UNI 19	1	546.0193	139,69
20,0	110	UNI 19	1	546.0203	139,69
21,0	110	UNI 19	1	546.0213	139,69
22,0	110	UNI 19	1	546.0223	139,69
23,0	110	UNI 19	1	546.0233	139,69
24,0	110	UNI 19	1	546.0243	139,69
25,0	110	UNI 19	1	546.0253	139,69
26,0	110	UNI 19	1	546.0263	152,29
27,0	110	UNI 19	1	546.0273	152,29
28,0	110	UNI 19	1	546.0283	152,29
29,0	110	UNI 19	1	546.0293	152,29
30,0	110	UNI 19	1	546.0303	152,29
31,0	110	UNI 19	1	546.0313	183,47
32,0	110	UNI 19	1	546.0323	183,47
33,0	110	UNI 19	1	546.0333	183,47
34,0	110	UNI 19	1	546.0343	183,47
35,0	110	UNI 19	1	546.0353	183,47
36,0	110	UNI 19	1	546.0363	210,15
37,0	110	UNI 19	1	546.0373	210,15
38,0	110	UNI 19	1	546.0383	210,15
39,0	110	UNI 19	1	546.0393	210,15

d ₁	T _{max}	A ₁	pcs/PU	Item no.	€ / PU
40,0	110	UNI 19	1	546.0403	210,15
41,0	110	UNI 19	1	546.0413	253,65
42,0	110	UNI 19	1	546.0423	253,65
43,0	110	UNI 19	1	546.0433	253,65
44,0	110	UNI 19	1	546.0443	253,65
45,0	110	UNI 19	1	546.0453	253,65
46,0	110	UNI 19	1	546.0463	288,92
47,0	110	UNI 19	1	546.0473	288,92
48,0	110	UNI 19	1	546.0483	288,92
49,0	110	UNI 19	1	546.0493	288,92
50,0	110	UNI 19	1	546.0503	288,92
51,0	110	UNI 19	1	546.0513	299,66
52,0	110	UNI 19	1	546.0523	309,89
53,0	110	UNI 19	1	546.0533	320,48
54,0	110	UNI 19	1	546.0543	330,63
55,0	110	UNI 19	1	546.0553	341,65
56,0	110	UNI 19	1	546.0563	352,15
57,0	110	UNI 19	1	546.0573	363,21
58,0	110	UNI 19	1	546.0583	368,56
59,0	110	UNI 19	1	546.0593	375,27
60,0	110	UNI 19	1	546.0603	382,41

545

Ejector pin 110mm



Dimensions (mm)	d (min-max)	pcs/PU	Item no.	€ / PU
ø7,98 x 160mm	ø18 - 60mm	1	545.0032	13,29

549

TCT Annular cutter HARD-LINE 40mm (FEIN/QUICK-IN)



Execution: HARD-LINE Tungsten carbide tipped annular cutter made with a conical helix for a clean chip flow and the highest cutting abilities, even in difficult to cut materials. Tothing with pre-, intermediate-, and finish-cutting geometry which results in shatter-free, silent and easy cutting with excellent tool life.

FEIN / QUICK-IN shank 18mm.


Application: Maximum cutting capacities in all kinds of steel up to 1,400 N/mm² as well as excellent results when drilling in hardened steels up to 40 HRC, all sorts of stainless steel, difficult to cut alloys (Hardox/ Inconel/Titanium) and non-ferrous metals (aluminium, copper, brass, etc.)
Materialgroups : 1.1 - 1.6 / 2.1 - 2.3 / 3.1 - 3.3 / 4.1 - 4.13 / 5.1 - 5.4

d ₁	T _{max}	A ₁	pcs/PU	Item no.	€ / PU
12,0	40	QUI 18	1	549.1200	56,83
13,0	40	QUI 18	1	549.1300	56,83
14,0	40	QUI 18	1	549.1400	60,13
15,0	40	QUI 18	1	549.1500	60,13
16,0	40	QUI 18	1	549.1600	60,13
17,0	40	QUI 18	1	549.1700	60,13
18,0	40	QUI 18	1	549.1800	60,13
19,0	40	QUI 18	1	549.1900	60,13
20,0	40	QUI 18	1	549.2000	60,13
21,0	40	QUI 18	1	549.2100	61,85
22,0	40	QUI 18	1	549.2200	61,85
23,0	40	QUI 18	1	549.2300	61,85
24,0	40	QUI 18	1	549.2400	61,85
25,0	40	QUI 18	1	549.2500	61,85
26,0	40	QUI 18	1	549.2600	65,25

d ₁	T _{max}	A ₁	pcs/PU	Item no.	€ / PU
27,0	40	QUI 18	1	549.2700	65,34
28,0	40	QUI 18	1	549.2800	65,34
29,0	40	QUI 18	1	549.2900	65,42
30,0	40	QUI 18	1	549.3000	65,34
31,0	40	QUI 18	1	549.3100	77,18
32,0	40	QUI 18	1	549.3200	77,18
33,0	40	QUI 18	1	549.3300	77,18
34,0	40	QUI 18	1	549.3400	77,18
35,0	40	QUI 18	1	549.3500	77,18
40,0	40	QUI 18	1	549.4000	88,35
45,0	40	QUI 18	1	549.4500	106,65
50,0	40	QUI 18	1	549.5000	121,04
55,0	40	QUI 18	1	549.5500	146,16
60,0	40	QUI 18	1	549.6000	163,36

545


Ejector pin 40mm



Dimensions (mm)	d (min-max)	pcs/PU	Item no.	€ / PU
ø6,34 x 90mm	ø12 - 17mm	1	545.0035	7,72
ø7,98 x 90mm	ø18 - 65mm	1	545.0051	7,49

538

HSS twisted drill bit (WLD)



Execution: HSS drill bit, 3 fully CBN ground cutting edges and flutes for extremely stable drilling. Easy to regrind! Standard 19mm (¾") shank with WELDON connection.

Application: For magnetic core drills or drill presses with either WELDON-type spindle mount or Morse taper spindle mount in conjunction with an appropriate adapter. For drilling in construction steels, mild steels and alloyed steels.

d ₁	l ₁	T _{max}	A ₁	pcs/PU	Item no.	€ / PU
6,0	64	30	WLD 19	1	538.9006	45,28
8,0	64	30	WLD 19	1	538.9008	45,28
10,0	64	30	WLD 19	1	538.9010	47,10
12,0	64	30	WLD 19	1	538.9012	53,19

HSS Twisted drill bit set (WLD) in plastic case set SILVER-LINE 30mm (WLD), in plastic case




Execution: HSS drill bit, 3 fully CBN ground cutting edges and flutes for extremely stable drilling. Easy to regrind! Standard 19mm (¾") shank with WELDON connection.

Application: For magnetic core drills or drill presses with either WELDON-type spindle mount or Morse taper spindle mount in conjunction with an appropriate adapter. For drilling in construction steels, mild steels and alloyed steels.

Description	Type	Content	pcs/PU	Item no.	€ / PU
4 pc drill bit set, 30mm	538	1x ø6, 8, 10 en 12mm	1	538.9020	123,06

HSS Countersink (WLD)



Execution: HSS countersink, 90°, CBN ground cutting edges and flutes for extremely stable countersinking/chamfering applications. Standard 19mm (¾") shank with WELDON connection.

Application: For magnetic core drills or drill presses with either WELDON-type spindle mount or Morse taper spindle mount in conjunction with an appropriate adapter. For drilling in construction steels, mild steels and alloyed steels.

d ₁	d ₄	l ₁	T _{max}	A ₁	pcs/PU	Item no.	€ / PU
25	4	43	10	WLD 19	1	538.9325	35,87
30	4	47	13	WLD 19	1	538.9330	45,14
40	7	52	16	WLD 19	1	538.9340	64,55
55	9	63	23	WLD 19	1	538.9355	120,28




M ₁	A ₂	pcs/PU	Item no.	€ / PU
MT 2	WLD 19	1	545.1004	76,60
MT 3	WLD 19	1	545.1006	82,22
MT 3	WLD 32	1	545.1009	70,70

Holder for annular cutters "Quick-Change"




M ₁	A ₂	pcs/PU	Item no.	€ / PU
MT 2	WLD 19	1	545.1011	199,41
MT 3	WLD 19	1	545.1012	205,08

Holder for annular cutters, with coolant ring



M ₁	A ₂	pcs/PU	Item no.	€ / PU
MT 2	WLD 19	1	545.1005	146,60
MT 3	WLD 19	1	545.1007	158,68
MT 3	WLD 32	1	545.1008	174,78
MT 4	WLD 32	1	545.1010	238,47

Holder for annular cutters "Quick-Change", with coolant ring



M ₁	A ₂	pcs/PU	Item no.	€ / PU
MT 2	WLD 19	1	545.1013	271,32
MT 3	WLD 19	1	545.1014	279,93

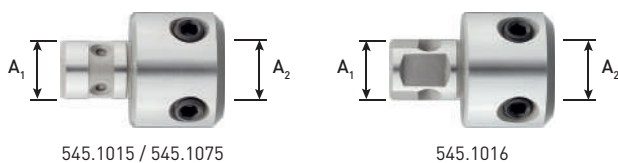
Adapter 1/2" x 20 UNF for drill chucks



Application: For mounting a drill chuck on a magnetic core drill with a fixed spindle with 3/4" Weldon (WLD 19) or Universal (UNI 19) interface.

A ₁	A ₂	pcs/PU	Item no.	€ / PU
WLD 19	1/2" x 20 UNF	1	545.1020	48,05
UNI 19	1/2" x 20 UNF	1	545.1021	46,45

Adapter



Application: Longer ejection pins are required!


SILVER-LINE or GOLD-LINE annular cutters
with max. drilling depth 30mm > 545.0031 (instead of 545.0030)

SILVER-LINE or GOLD-LINE annular cutters
with max. drilling depth 55mm > 545.0033 (instead of 545.0031)

HARD-LINE annular cutters
with max. drilling depth 40mm > 545.0055 (instead of 545.0035)

A ₁	A ₂	pcs/PU	Item no.	€ / PU
QUI 18	UNI 19	1	545.1015	32,47
QUI 18	WLD 19	1	545.1075	32,47
UNI 19	WLD 19	1	545.1016	30,26

Ejector pin $\varnothing 6,34 \times 102$




Application: Use this ejector pin with adapter 545.1015 or 545.1016 in combination with following types of cutters:

SILVER-LINE or GOLD-LINE annular cutters
With a max. drilling depth of 30mm.

Dimensions (mm)	d (min-max)	pcs/PU	Item no.	€ / PU
$\varnothing 6,34 \times 102\text{mm}$	$\varnothing 12 - 60\text{mm}$	1	545.0031	7,60

Ejector pin $\varnothing 6,34 \times 130$




Application: Use this ejector pin with adapter 545.1015 or 545.1016 in combination with following types of cutters:

SILVER-LINE or GOLD-LINE annular cutters
With a max. drilling depth of 55mm.

Dimensions (mm)	d (min-max)	pcs/PU	Item no.	€ / PU
$\varnothing 6,34 \times 130\text{mm}$	$\varnothing 12 - 60\text{mm}$	1	545.0033	8,52

Ejector pin $\varnothing 6,34 \times 116$



Application: Use this ejector pin with adapter 545.1015 or 545.1016 in combination with following types of cutters:

HARD-LINE annular cutters
With a max. drilling depth of 40mm.

Dimensions (mm)	d (min-max)	pcs/PU	Item no.	€ / PU
$\varnothing 6,34 \times 116\text{mm}$	$\varnothing 12 - 17\text{mm}$	1	545.0055	9,12



Technical specifications :

Motor / total power	900 Watt / 950 Watt
Voltage(s)	220-240 V @ 50-60 Hz
Spindle speed	775 rpm (idle) / 400 rpm (max. load)
Spindle rotation	right hand rotation only
Spindle mount	WELDON 19 (19,05mm)
Stroke length	90 mm
Machine L x W x H	275 x 190 x 293-383 mm
Magn. foot L x W x H	160 x 80 x 37 mm
Magnetic adhesion	1.200 kg / 11.772 N
Weight	8,5 kg
tab>	
u>Working capacity :	
Annular cutters	ø12 - 30 mm
Drill bits	ø1 - 13 mm
Countersinking	ø10 - 35 mm

Description	Packaging	pcs/PU	Content	Item no.	€ / PU
Magnetic core drilling machine RTC 30 + case	Case	1	1x RTC 30 magnetic core drill 1x safety cap 3x levers 1x allen key - 2,5 mm 1x allen key - 4 mm 1x allen key - 5 mm 1x lubricating- and cooling system 1x safety chain 1x bottle (200 ml) for coolant 1x user manual 1x hearing protection 1x safety goggles 1x safety gloves	906.0030	591,25

Magnetic core drill RTC 32



Technical specifications :

Motor / total power	1.000 Watt / 1.050 Watt
Voltage(s)	220-240 V @ 50-60 Hz
Spindle speed	775 rpm (idle) / 440 rpm (max. load)
Spindle rotation	right hand rotation only
Spindle mount	WELDON 19 (19,05mm)
Stroke length	150 mm
Machine L x W x H	320 x 210 x 370-512 mm
Magn. foot L x W x H	160 x 80 x 42 mm
Magnetic adhesion	1.500 kg / 14.715 N
Weight	11 kg
Working capacity :	
Annular cutters	ø12 - 32 mm
Drill bits	ø1 - 13 mm
Countersinking	ø10 - 40 mm

Description	Packaging	pcs/PU	Content	Item no.	€ / PU
Magnetic core drilling machine RTC 32 + case	Case	1	1x RTC 32 magnetic core drill 1x safety cap 3x levers 1x allen key - 2,5 mm 1x allen key - 4 mm 1x allen key - 5 mm 1x lubricating- and cooling system 1x safety chain 1x bottle (200 ml) for coolant 1x user manual 1x hearing protection 1x safety goggles 1x safety gloves	906.0032	671,88

Magnetic core drill RTC 50 R/L



Technical specifications :

Motor / total power	1.250 Watt / 1.375 Watt
Voltage(s)	220-240 V @ 50-60 Hz
Spindle speeds	(I) 100 - 280 rpm (idle) 250 rpm (max. load) (II) 185 - 530 rpm (idle) 460 rpm (max. load)
Spindle rotation	right and left hand rotation
Spindle mount	Morse taper 2 (MT 2)
Stroke length	170 mm
Machine L x W x H	320 x 210 x 385-540 mm
Magn. foot L x W x H	170 x 85 x 48 mm
Magnetic adhesion	1.850 kg / 18.150 N
Weight	13,5 kg

Working capacity :

Annular cutters	ø12 - 50 mm
Drill bits	ø1 - 23 mm
Tapping	M3 - M20
Countersinking	ø10 - 55 mm

Description	Packaging	pcs/PU	Content	Item no.	€ / PU
Magnetic core drilling machine RTC 50 R/L + case	Case	1	1x RTC 50 R/L magnetic core drill 1x safety cap 3x levers 1x allen key - 2,5 mm 1x allen key - 3 mm 1x allen key - 4 mm 1x allen key - 5 mm 1x lubricating- and cooling system 1x safety chain 1x bottle (200 ml) for coolant 1x adapter w/coolant ring from MT 2 to WELDON 19 (3/4") 1x drill drift MT 2 1x user manual 1x hearing protection 1x safety goggles 1x safety gloves	906.0050	1.101,88

Magnetic core drill RTC 100 R/L



Technical specifications :

Motor / total power	1.900 Watt / 2.050 Watt
Voltage(s)	220-240 V @ 50-60 Hz 110-120 V @ 60 Hz
Spindle speeds	(I) 42 - 110 rpm (idle) 85 rpm (max. load) (II) 64 - 190 rpm (idle) 152 rpm (max. load) (III) 140 - 400 rpm (idle) 270 rpm (max. load) (IV) 220 - 620 rpm (idle) 480 rpm (max. load)
Spindle rotation	right and left hand rotation
Spindle mount	Morse taper 3 (MT 3)
Stroke length	260 mm
Machine L x W x H	365 x 310 x 510-710 mm
Magn. foot L x W x H	220 x 110 x 64 mm
Magnetic adhesion	3.000 kg / 29.400 N
Weight	28 kg

Working capacity :

Annular cutters	ø12 - 100 mm
Drill bits	ø1 - 32 mm
Tapping	M3 - M30
Countersinking	ø10 - 105 mm


Description	Packaging	pcs/PU	Content	Item no.	€ / PU
Magnetic core drilling machine RTC 100 R/L + trolley	Trolley	1	1x RTC 100 R/L magnetic core drill 1x safety cap 3x levers 1x allen key - 2,5 mm 1x allen key - 4 mm 1x allen key - 5 mm 1x lubricating- and cooling system 1x safety chain 1x bottle (200 ml) for coolant 1x adapter w/coolant ring from MT 3 to WELDON 19 (3/4") 1x drill drift MT 3 1x user manual 1x hearing protection 1x safety goggles 1x safety gloves	906.0100	1.531,88



Technical specifications :

Motor / total power	1.050 Watt / 1.100 Watt
Voltage(s)	220-240 V @ 50-60 Hz
Spindle speed	700 rpm (idle) / 400 rpm (max. load)
Spindle rotation	right hand rotation only
Spindle mount	WELDON 19 (19,05mm)
Stroke length	40 mm
Machine L x W x H	310 x 135 x 165 mm
Magn. foot L x W x H	160 x 80 x 37 mm
Magnetic adhesion	1.200 kg / 11.772 N
Weight	10,3 kg
tab>	
u>Working capacity :	
Annular cutters	ø12 - 36 mm
Drill bits	ø1 - 14 mm
Countersinking	ø10 - 40 mm

Description	Packaging	pcs/PU	Content	Item no.	€ / PU
Magnetic core drilling machine RTC 36 + case	Case	1	1x RTC 36 magnetic core drill 1x lubricating- and cooling system 1x bottle coolant oil (200 ml) 1x safety gloves 1x safety belt 1x safety goggles 1x hearing protection 1x allen key 2x thumb screws 1x safety cap 1x user manual	906.0036	975,00




Execution: Steel hole punchers for hand use, 3 point cut lead, without and with ball-bearing (BB).

Application: For punching holes in steel (up to 3mm) and stainless steel (up to 1mm).

d ₁	MF(F) / PG	M	BB	pcs/PU	Item no.	€ / PU
12,7	M12/PG 7	MF 8	-	1	590.1270	43,79
15,2	PG 9	MF 10	-	1	590.1520	43,79
15,2	PG 9	MF 10	BB	1	590.1521	74,56
16,0	-	MF 10	-	1	590.1600	43,79
16,0	-	MF 10	BB	1	590.1601	74,56
16,5	M16	MF 10	-	1	590.1650	45,83
16,5	M16	MF 10	BB	1	590.1651	76,92
18,6	PG 11	MF 10	-	1	590.1860	49,09
18,6	PG 11	MF 10	BB	1	590.1861	80,18
20,4	M20/PG 13,5	MF 10	-	1	590.2040	49,09
20,4	M20/PG 13,5	MF 10	BB	1	590.2041	80,18
22,5	PG 16	MF 10	-	1	590.2250	53,62
22,5	PG 16	MF 10	BB	1	590.2251	84,63
25,0	-	MF 10	-	1	590.2500	58,91
25,0	-	MF 10	BB	1	590.2501	89,67
25,4	M25	MF 10	-	1	590.2540	58,91
25,4	M25	MF 10	BB	1	590.2541	89,67
28,3	PG 21	MF 12	-	1	590.2830	58,91
28,3	PG 21	MF 12	BB	1	590.2831	89,67
32,0	-	MF 12	-	1	590.3200	65,34
32,0	-	MF 12	BB	1	590.3201	96,38

d ₁	MF(F) / PG	M	BB	pcs/PU	Item no.	€ / PU
32,5	M32/PG	MF 12	-	1	590.3250	75,32
32,5	M32	MF 12	BB	1	590.3251	106,25
35,0	-	MF 12	-	1	590.3500	75,32
35,0	-	MF 12	BB	1	590.3501	106,25
37,0	PG 29	MF 12	-	1	590.3700	75,32
37,0	PG 29	MF 12	BB	1	590.3701	106,25
38,0	-	MF 12	-	1	590.3800	75,32
38,0	-	MF 12	BB	1	590.3801	106,25
40,5	M40	MF 16	-	1	590.4050	103,13
40,5	M40	MF 16	BB	1	590.4051	141,26
47,0	PG 36	MF 16	-	1	590.4700	122,47
47,0	PG 36	MF 16	BB	1	590.4701	160,67
50,5	M50	MF 16	-	1	590.5050	147,41
50,5	M50	MF 16	BB	1	590.5051	194,07
54,0	PG 42	MF 16	-	1	590.5400	159,58
54,0	PG 42	MF 16	BB	1	590.5401	206,61
60,0	PG 48	MF 16	-	1	590.6000	197,33
60,0	PG 48	MF 16	BB	1	590.6001	244,37
63,5	M63	MF 16	-	1	590.6350	226,89
63,5	M63	MF 16	BB	1	590.6351	273,93

Drawbolt




Execution: Draw bolts for hole punchers for hand use. "BB" means draw bolts with ball-bearing.

M	l ₁	Class	BB	pcs/PU	Item no.	€ / PU
MF 8 x 1,0	40	10.9	-	1	590.9005	1,96
MF10 x 1,0	45	12.9	-	1	590.9010	3,07
MF12 x 1,5	55	12.9	-	1	590.9015	3,68
MF16 x 1,5	60	12.9	-	1	590.9020	5,03
MF10 x 1,0	50	12.9	BB	1	590.9025	34,02
MF12 x 1,5	60	12.9	BB	1	590.9030	41,77
MF16 x 1,5	70	12.9	BB	1	590.9035	50,99

591

PREMIUM Hole puncher, with split



Execution: Premium type steel hole punchers with split for hand and hydraulic use. Greasing the drawbolt extends tool life and avoids tool seizure.

Application: For punching holes in steel (up to 3mm) and stainless steel (up to 1 mm).

d ₁	MF(F) / PG	Drawbolt	Drawbolt (hydr.)	pcs/PU	Item no.	€ / PU
15,2	PG9	9,5 x 50,0	19,0 x 9,5	1	591.1520	65,40
16,2 *	M16	9,5 x 50,0	19,0 x 9,5	1	591.1620	66,61
20,4 *	M20/PG13	9,5 x 50,0	19,0 x 9,5	1	591.2040	66,61
32,5 *	M32	19,0 x 55,0	19,0	1	591.3250	94,13

* Phase-out item, available until stock has depleted

Drawbolt (for hole punchers with split)



Application: ø6,0 : for use on mild steel sheets up to 1.5mm in thickness
 ø9,5 : for use on mild steel sheets up to 2.0mm in thickness
 ø19,0 : for use on mild steel sheets up to 3.0mm in thickness

Drawbolt	d (min-max)	BB	pcs/PU	Item no.	€ / PU
6,0 x 40,0 *	ø12,5	BB	1	591.9010	20,81
9,5 x 50,0 *	ø15,2 - 30,5	BB	1	591.9020	20,79
19,0 x 55,0 *	ø32,5 - 37,0	BB	1	591.9030	47,68

* Phase-out item, available until stock has depleted

Drawbolt (hydraulic)



Drawbolt (hydr.)	d (min-max)	pcs/PU	Item no.	€ / PU
19,0 x 9,5 *	ø15,2 - 30,5	1	591.9550	57,58

* Phase-out item, available until stock has depleted

592

Hole puncher, OPTI-LINE



OPTI




Execution: Steel hole punchers for hand use , 3 point cut lead, with ball-bearing (BB).

Application: For punching holes in steel (up to 3mm) and stainless steel (up to 1mm).

d ₁	MF(F) / PG	M	BB	pcs/PU	Item no.	€ / PU
32,5	M32/PG	MF 12	BB	1	592.3250	46,95
35,0	-	MF 12	BB	1	592.3500	49,85

ROTEC®

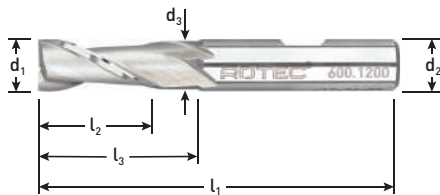


End mills

600/

HSS-E Slotting end mill, short, weldon

Execution: Short model according to DIN 327, type N, 30° helix angle, cylindrical shank with weldon according to DIN 1835-B.



DIN 327	DIN 1835-B	HSS E	N TYPE	30° HELIX		Z=2
-------------------	----------------------	-----------------	------------------	---------------------	--	------------

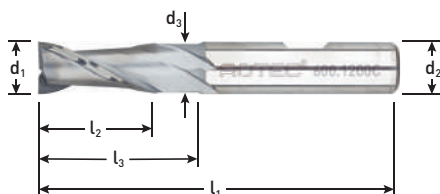
d ₁	l ₂	l ₃	d ₃	l ₁	d ₂	Z	pcs/PU	Item no.	€/PU
1	3			48	6	2	1	600.0100	22,37
1,5	3			48	6	2	1	600.0150	22,37
2	4			48	6	2	1	600.0200	18,68
2,5	5			49	6	2	1	600.0250	19,73
3	5			49	6	2	1	600.0300	17,92
3,5	6			50	6	2	1	600.0350	17,73
4	7			51	6	2	1	600.0400	17,92
4,5	8			52	6	2	1	600.0450	19,73
5	8			52	6	2	1	600.0500	17,92
5,5	8			52	6	2	1	600.0550	19,90
6	8	16	5,5	52	6	2	1	600.0600	17,92
6,5	10			54	8	2	1	600.0650	25,85
7	10			54	8	2	1	600.0700	22,05
7,5	11			55	8	2	1	600.0750	22,05
8	11	19	7,5	55	8	2	1	600.0800	21,46
8,5	11			61	10	2	1	600.0850	25,70
9	11			61	10	2	1	600.0900	25,12
9,5	13			63	10	2	1	600.0950	26,94
10	13	23	9	63	10	2	1	600.1000	24,03

d ₁	l ₂	l ₃	d ₃	l ₁	d ₂	Z	pcs/PU	Item no.	€/PU
11	13			70	12	2	1	600.1100	36,14
12	16	28	11	73	12	2	1	600.1200	27,58
13	16			73	12	2	1	600.1300	41,04
14	16			73	12	2	1	600.1400	33,50
15	19			79	16	2	1	600.1500	41,04
16	19	31	15	79	16	2	1	600.1600	37,36
17	19			79	16	2	1	600.1700	63,99
18	19			79	16	2	1	600.1800	46,67
19	22			88	20	2	1	600.1900	76,85
20	22	38	19	88	20	2	1	600.2000	56,96
21	22			88	20	2	1	600.2100	71,70
22	22			88	20	2	1	600.2200	63,67
24	26			102	25	2	1	600.2400	82,97
25	26	46	24	102	25	2	1	600.2500	82,97
28	26			102	25	2	1	600.2800	129,32
30	26			102	25	2	1	600.3000	150,62
32	32	52	31	112	32	2	1	600.3200	179,89
36	32			112	32	2	1	600.3600	222,25
40	38	60	39	130	40	2	1	600.4000	323,74

600/

HSS-E Slotting end mill, short, weldon, coated

Execution: Short model according to DIN 327, type N, 30° helix angle, cylindrical shank with weldon according to DIN 1835-B, with ALCRONA-PRO® coating.



DIN 327	DIN 1835-B	HSS E	N TYPE	30° HELIX		Z=2		ALCrN
-------------------	----------------------	-----------------	------------------	---------------------	--	------------	--	--------------

d ₁	l ₂	l ₃	d ₃	l ₁	d ₂	Z	pcs/PU	Item no.	€/PU
2	4			48	6	2	1	600.0200C	34,74
3	5			49	6	2	1	600.0300C	31,84
4	7			51	6	2	1	600.0400C	31,84
5	8			52	6	2	1	600.0500C	31,84
6	8	16	5,5	52	6	2	1	600.0600C	32,01
7	10			54	8	2	1	600.0700C	39,47
8	11	19	7,5	55	8	2	1	600.0800C	36,14
9	11			61	10	2	1	600.0900C	42,54
10	13	23	9	63	10	2	1	600.1000C	39,64

d ₁	l ₂	l ₃	d ₃	l ₁	d ₂	Z	pcs/PU	Item no.	€/PU
12	16	28	11	73	12	2	1	600.1200C	47,58
14	16			73	12	2	1	600.1400C	61,33
15	19			79	16	2	1	600.1500C	70,71
16	19	31	15	79	16	2	1	600.1600C	71,93
18	19			79	16	2	1	600.1800C	83,26
20	22	38	19	88	20	2	1	600.2000C	88,62
25	26	46	24	102	25	2	1	600.2500C	150,72
30	26			102	25	2	1	600.3000C	213,07

HSS-E Slotting end mill set, in plastic case



Execution: Short model with 2 flutes according to DIN 327, type N, 30° helix angle, cylindrical shank with weldon according to DIN 1835-B.

Description	Type	Coating	Content	pcs/PU	Item no.	€ / PU
6 pc set HSS-E slotting end mills	600	-	1x ø4, 5, 6, 8, 10 and 12mm	1	600.9412	119,98
10 pc set HSS-E slotting end mills	600	-	1x ø4, 5, 6, 8, 10, 12, 14, 16, 18 and 20mm	1	600.9420	273,73
6 pc set HSS-E slotting end mills	600C	AlCroNa PRO	1x ø4, 5, 6, 8, 10 and 12mm	1	600.9412C	199,19
10 pc set HSS-E slotting end mills	600C	AlCroNa PRO	1x ø4, 5, 6, 8, 10, 12, 14, 16, 18 and 20mm	1	600.9420C	464,76

602

HSS-E Slotting end mill, long, weldon

Execution: Long model according to DIN 844, type N, 30° helix angle, cylindrical shank with weldon according to DIN 1835-B.

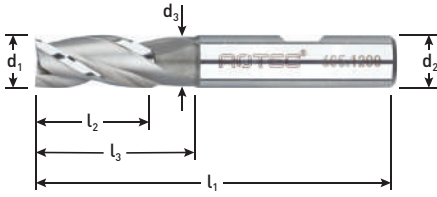


DIN 844	DIN 1835-B	HSS E	N TYPE	30° HELIX	 Z=2
-------------------	----------------------	-----------------	------------------	---------------------	--

d ₁	l ₁	l ₂	d ₂	Z	pcs/PU	Item no.	€ / PU
2,5	56	8	6	2	1	602.0250	27,23
3	56	8	6	2	1	602.0300	27,23
4	63	11	6	2	1	602.0400	27,23
5	68	13	6	2	1	602.0500	27,23
6	68	13	6	2	1	602.0600	27,23
8	88	19	10	2	1	602.0800	29,46
10	95	22	10	2	1	602.1000	31,16
12	110	26	12	2	1	602.1200	37,22

d ₁	l ₁	l ₂	d ₂	Z	pcs/PU	Item no.	€ / PU
14	110	26	12	2	1	602.1400	50,62
16	123	32	16	2	1	602.1600	54,74
18	123	32	16	2	1	602.1800	65,66
20	141	38	20	2	1	602.2000	81,07
22	141	38	20	2	1	602.2200	111,40
24	166	45	25	2	1	602.2400	143,94
25	166	45	25	2	1	602.2500	143,94

Execution: Short model according to DIN 844, type N, 30° helix angle, cylindrical shank with weldon according to DIN 1835-B.



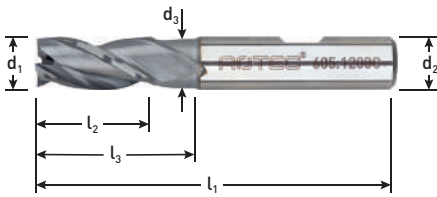
DIN 844	DIN 1835-B	HSS E	N TYPE	30° HELIX		Z=3
-------------------	----------------------	-----------------	------------------	---------------------	---	------------

d ₁	l ₂	l ₃	d ₃	l ₁	d ₂	Z	pcs/PU	Item no.	€ / PU
1,5	7			51	6	3	1	605.0150	22,22
2	7			51	6	3	1	605.0200	20,99
2,5	8			52	6	3	1	605.0250	22,22
3	8			52	6	3	1	605.0300	20,17
3,5	10			54	6	3	1	605.0350	22,22
4	11			55	6	3	1	605.0400	20,17
4,5	13			57	6	3	1	605.0450	22,22
5	13			57	6	3	1	605.0500	20,17
5,5	13			57	6	3	1	605.0550	22,38
6	13	21	5,5	57	6	3	1	605.0600	20,17
6,5	16			60	8	3	1	605.0650	29,10
7	16			60	8	3	1	605.0700	24,81

d ₁	l ₂	l ₃	d ₃	l ₁	d ₂	Z	pcs/PU	Item no.	€ / PU
8	19	33	7,5	69	8	3	1	605.0800	24,15
9	19			69	10	3	1	605.0900	28,25
10	22	32	9	72	10	3	1	605.1000	27,03
12	26	38	11	83	12	3	1	605.1200	31,02
14	26			83	12	3	1	605.1400	37,69
15	32			92	16	3	1	605.1500	46,18
16	32	44	15	92	16	3	1	605.1600	42,07
18	32			92	16	3	1	605.1800	52,51
20	38	54	19	104	20	3	1	605.2000	64,07
22	38			104	20	3	1	605.2200	71,63
24	45			121	25	3	1	605.2400	93,36
25	45	65	24	121	25	3	1	605.2500	93,36

HSS-E Universal end mill, short, weldon, coated

Execution: Short model according to DIN 844, type N, 30° helix angle, cylindrical shank with weldon according to DIN 1835-B, with ALCRONA-PRO® coating.



DIN 844	DIN 1835-B	HSS E	N TYPE	30° HELIX		Z=3	
-------------------	----------------------	-----------------	------------------	---------------------	---	------------	---

d ₁	l ₂	l ₃	d ₃	l ₁	d ₂	Z	pcs/PU	Item no.	€ / PU
1,5	7			51	6	3	1	605.0150C	35,67
2	7			51	6	3	1	605.0200C	34,74
2,5	8			52	6	3	1	605.0250C	35,67
3	8			52	6	3	1	605.0300C	31,84
4	11			55	6	3	1	605.0400C	31,84
5	13			57	6	3	1	605.0500C	31,84
6	13	21	5,5	57	6	3	1	605.0600C	32,01
8	19	33	7,5	69	8	3	1	605.0800C	36,14

d ₁	l ₂	l ₃	d ₃	l ₁	d ₂	Z	pcs/PU	Item no.	€ / PU
10	22	32	9	72	10	3	1	605.1000C	39,64
12	26	38	11	83	12	3	1	605.1200C	47,58
14	26			83	12	3	1	605.1400C	61,33
16	32	44	15	92	16	3	1	605.1600C	65,22
18	32			92	16	3	1	605.1800C	83,26
20	38	54	19	104	20	3	1	605.2000C	88,62
25	45	65	24	121	25	3	1	605.2500C	150,72

HSS-E Universal end mill set, in plastic case



Execution: Short model with 3 flutes according to DIN 844, type N, 30° helix angle, cylindrical shank with weldon according to DIN 1835-B.

Description	Type	Coating	Content	pcs/PU	Item no.	€ / PU
6 pc set HSS-E universal end mills	605	-	1x ø4, 5, 6, 8, 10 and 12mm	1	605.9412	136,64
10 pc set HSS-E universal end mills	605	-	1x ø4, 5, 6, 8, 10, 12, 14, 16, 18 and 20mm	1	605.9420	313,66
6 pc set HSS-E universal end mills	605C	AlCroNa PRO	1x ø4, 5, 6, 8, 10 and 12mm	1	605.9412C	201,98
10 pc set HSS-E universal end mills	605C	AlCroNa PRO	1x ø4, 5, 6, 8, 10, 12, 14, 16, 18 and 20mm	1	605.9420C	470,49

607

HSS-E Universal end mill, long, weldon

Execution: Long model according to DIN 844, type N, 30° helix angle, cylindrical shank with weldon according to DIN 1835-B.

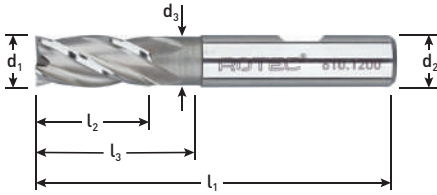


DIN 844	DIN 1835-B	HSS E	N TYPE	30° HELIX	 Z=3
-------------------	----------------------	-----------------	------------------	---------------------	---

d ₁	l ₁	l ₂	d ₂	Z	pcs/PU	Item no.	€ / PU
2	54	10	6	3	1	607.0200	23,78
3	56	12	6	3	1	607.0300	23,78
4	63	19	6	3	1	607.0400	23,78
5	68	24	6	3	1	607.0500	23,78
6	68	24	6	3	1	607.0600	23,78
7	74	30	8	3	1	607.0700	32,07
8	82	38	8	3	1	607.0800	29,46
9	88	38	10	3	1	607.0900	36,85

d ₁	l ₁	l ₂	d ₂	Z	pcs/PU	Item no.	€ / PU
10	95	45	10	3	1	607.1000	31,16
11	102	45	12	3	1	607.1100	41,03
12	110	53	12	3	1	607.1200	37,22
14	110	53	12	3	1	607.1400	50,62
16	123	63	16	3	1	607.1600	54,74
18	123	63	16	3	1	607.1800	65,66
20	141	75	20	3	1	607.2000	81,07

Execution: Short model according to DIN 844, type N, 30° helix angle, cylindrical shank with weldon according to DIN 1835-B.



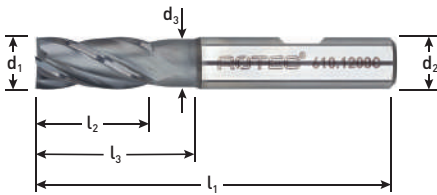
DIN 844	DIN 1835-B	HSS E	N TYPE	30° HELIX	
-------------------	----------------------	-----------------	------------------	---------------------	--

d ₁	l ₂	l ₃	d ₃	l ₁	d ₂	Z	pcs/PU	Item no.	€/PU
2	7			51	6	4	1	610.0200	22,75
3	8			52	6	4	1	610.0300	20,99
4	11			55	6	4	1	610.0400	20,99
5	13			57	6	4	1	610.0500	20,99
6	13	21	5,5	57	6	4	1	610.0600	21,37
7	16			60	8	4	1	610.0700	27,71
8	19	33	7,5	69	8	4	1	610.0800	26,21
9	19			69	10	4	1	610.0900	30,81
10	22	32	9	72	10	4	1	610.1000	29,46
11	22			79	12	4	1	610.1100	42,07
12	26	38	11	83	12	4	1	610.1200	33,40
13	26			83	12	4	1	610.1300	49,97
14	26			83	12	4	1	610.1400	41,50
15	32			92	16	4	1	610.1500	49,42

d ₁	l ₂	l ₃	d ₃	l ₁	d ₂	Z	pcs/PU	Item no.	€/PU
16	32	44	15	92	16	4	1	610.1600	46,34
17	32			92	16	4	1	610.1700	76,31
18	32			92	16	4	1	610.1800	58,20
19	38			104	20	4	1	610.1900	96,28
20	38	54	19	104	20	4	1	610.2000	70,06
22	38			104	20	5	1	610.2200	80,28
24	45			121	25	5	1	610.2400	102,32
25	45	65	24	121	25	5	1	610.2500	102,32
26	45			121	25	6	1	610.2600	120,88
28	45			121	25	6	1	610.2800	167,41
30	45			121	25	6	1	610.3000	189,92
32	53	73	31	133	32	6	1	610.3200	212,00
36	53			133	32	6	1	610.3600	271,21
40	63	85	39	155	40	6	1	610.4000	388,48

HSS-E End mill, short, weldon, coated

Execution: Short model according to DIN 844, type N, 30° helix angle, cylindrical shank with weldon according to DIN 1835-B, with ALCRONA-PRO® coating.



DIN 844	DIN 1835-B	HSS E	N TYPE	30° HELIX		
-------------------	----------------------	-----------------	------------------	---------------------	--	--

d ₁	l ₂	l ₃	d ₃	l ₁	d ₂	Z	pcs/PU	Item no.	€/PU
2	7			51	6	4	1	610.0200C	41,30
3	8			52	6	4	1	610.0300C	37,22
4	11			55	6	4	1	610.0400C	37,22
5	13			57	6	4	1	610.0500C	37,22
6	13	21	5,5	57	6	4	1	610.0600C	37,50
8	19	33	7,5	69	8	4	1	610.0800C	41,30
10	22	32	9	72	10	4	1	610.1000C	43,94

d ₁	l ₂	l ₃	d ₃	l ₁	d ₂	Z	pcs/PU	Item no.	€/PU
12	26	38	11	83	12	4	1	610.1200C	48,67
14	26			83	12	4	1	610.1400C	67,23
16	32	44	15	92	16	4	1	610.1600C	70,44
18	32			92	16	4	1	610.1800C	91,03
20	38	54	19	104	20	4	1	610.2000C	97,06
25	45	65	24	121	25	5	1	610.2500C	155,70
30	45			121	25	6	1	610.3000C	225,93

HSS-E End mill set, in plastic case




Execution: Short model with 4 flutes according to DIN 844, type N, 30° helix angle, cylindrical shank with weldon according to DIN 1835-B.

Description	Type	Coating	Content	pcs/PU	Item no.	€ / PU
6 pc set HSS-E end mills	610	-	1x ø4, 5, 6, 8, 10 and 12mm	1	610.9412	141,42
10 pc set HSS-E end mills	610	-	1x ø4, 5, 6, 8, 10, 12, 14, 16, 18 and 20mm	1	610.9420	331,52
6 pc set HSS-E end mills	610C	AlCroNa PRO	1x ø4, 5, 6, 8, 10 and 12mm	1	610.9412C	220,22
10 pc set HSS-E end mills	610C	AlCroNa PRO	1x ø4, 5, 6, 8, 10, 12, 14, 16, 18 and 20mm	1	610.9420C	505,39

612

HSS-E End mill, long, weldon

Execution: Long model according to DIN 844, type N, 30° helix angle, cylindrical shank with weldon according to DIN 1835-B.

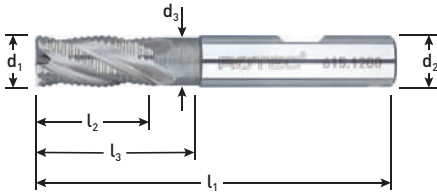


DIN 844	DIN 1835-B	HSS E	N TYPE	30° HELIX	 Z≥4
-------------------	----------------------	-----------------	------------------	---------------------	--

d ₁	l ₁	l ₂	d ₂	Z	pcs/PU	Item no.	€ / PU
2	54	10	6	4	1	612.0200	25,16
3	56	12	6	4	1	612.0300	25,16
4	63	19	6	4	1	612.0400	25,16
5	68	24	6	4	1	612.0500	25,16
6	68	24	6	4	1	612.0600	25,16
7	74	30	8	4	1	612.0700	34,30
8	82	38	8	4	1	612.0800	31,81
9	88	38	10	4	1	612.0900	39,09
10	95	45	10	4	1	612.1000	34,30
11	102	45	12	4	1	612.1100	42,90
12	110	53	12	4	1	612.1200	39,75

d ₁	l ₁	l ₂	d ₂	Z	pcs/PU	Item no.	€ / PU
14	110	53	12	4	1	612.1400	53,90
16	123	63	16	4	1	612.1600	58,56
18	123	63	16	4	1	612.1800	70,97
20	141	75	20	4	1	612.2000	86,27
22	141	75	20	5	1	612.2200	116,24
25	166	90	25	6	1	612.2500	148,58
30	166	90	25	6	1	612.3000	228,68
32	186	106	32	6	1	612.3200	274,48
36	186	106	32	6	1	612.3600	296,23
40	217	125	40	6	1	612.4000	538,61

Execution: Short model according to DIN 844, fine pitched roughing profile type HR, 30° helix angle, cylindrical shank with weldon according to DIN 1835-B.



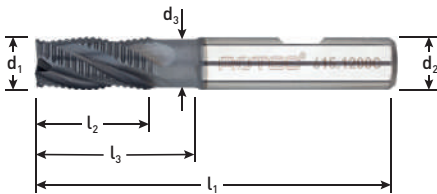
DIN 844	DIN 1835-B	HSS E	HR TYPE	30° HELIX		Z ≥4
-------------------	----------------------	-----------------	-------------------	---------------------	---	----------------

d ₁	l ₂	l ₃	d ₃	l ₁	d ₂	Z	pcs/PU	Item no.	€ / PU
4	11			55	6	4	1	615.0400	42,18
5	13			57	6	4	1	615.0500	42,18
6	13	21	5,5	57	6	4	1	615.0600	35,65
7	16			60	8	4	1	615.0700	47,02
8	19	33	7,5	63	8	4	1	615.0800	40,65
9	19			69	10	4	1	615.0900	52,87
10	22	32	9	72	10	4	1	615.1000	41,70
11	22			79	12	4	1	615.1100	59,76
12	26	38	11	83	12	4	1	615.1200	47,02
13	26			83	12	4	1	615.1300	69,21
14	26			83	12	4	1	615.1400	55,98
15	32			92	16	4	1	615.1500	84,68

d ₁	l ₂	l ₃	d ₃	l ₁	d ₂	Z	pcs/PU	Item no.	€ / PU
16	32	44	15	92	16	4	1	615.1600	60,99
18	32			92	16	4	1	615.1800	73,14
20	38	54	19	104	20	4	1	615.2000	89,71
22	38			104	20	4	1	615.2200	113,50
25	45	65	24	121	25	5	1	615.2500	142,42
26	45			121	25	6	1	615.2600	168,56
28	45			121	25	6	1	615.2800	168,56
30	45			121	25	6	1	615.3000	195,11
32	53	73	31	133	32	6	1	615.3200	206,66
36	53			133	32	6	1	615.3600	264,14
40	63	85	39	155	40	6	1	615.4000	387,44

HSS-E Roughing end mill, short, weldon, coated

Execution: Short model according to DIN 844, fine pitched roughing profile type HR, 30° helix angle, cylindrical shank with weldon according to DIN 1835-B, with ALCRONA-PRO® coating.



DIN 844	DIN 1835-B	HSS E	HR TYPE	30° HELIX		Z ≥4	
-------------------	----------------------	-----------------	-------------------	---------------------	---	----------------	---

d ₁	l ₂	l ₃	d ₃	l ₁	d ₂	Z	pcs/PU	Item no.	€ / PU
4	11			55	6	4	1	615.0400C	48,84
5	13			57	6	4	1	615.0500C	48,84
6	13	21	5,5	57	6	4	1	615.0600C	44,41
8	19	33	7,5	63	8	4	1	615.0800C	48,67
10	22	32	9	72	10	4	1	615.1000C	49,16
12	26	38	11	83	12	4	1	615.1200C	55,87

d ₁	l ₂	l ₃	d ₃	l ₁	d ₂	Z	pcs/PU	Item no.	€ / PU
14	26			83	12	4	1	615.1400C	79,01
16	32	44	15	92	16	4	1	615.1600C	84,80
18	32			92	16	4	1	615.1800C	101,03
20	38	54	19	104	20	4	1	615.2000C	119,98
25	45	65	24	121	25	5	1	615.2500C	175,26
32	53	73	31	133	32	6	1	615.3200C	289,43

HSS-E Roughing end mill set, in plastic case




Execution: Short model with 4 flutes according to DIN 844, fine pitched roughing profile type HR, 30° helix angle, cylindrical shank with weldon according to DIN 1835-B.

Description	Type	Coating	Content	pcs/PU	Item no.	€ / PU
6 pc set HSS-E roughing end mills	615	-	1x ø4, 5, 6, 8, 10 and 12mm	1	615.9412	224,88
10 pc set HSS-E roughing end mills	615	-	1x ø4, 5, 6, 8, 10, 12, 14, 16, 18 and 20mm	1	615.9420	470,61
6 pc set HSS-E roughing end mills	615C	ALCroNa PRO	1x ø4, 5, 6, 8, 10 and 12mm	1	615.9412C	264,29
10 pc set HSS-E roughing end mills	615C	ALCroNa PRO	1x ø4, 5, 6, 8, 10, 12, 14, 16, 18 and 20mm	1	615.9420C	599,28

617 HSS-E Roughing end mill, long, weldon

Execution: Long model according to DIN 844, fine pitched roughing profile type HR, 30° helix angle, cylindrical shank with weldon according to DIN 1835-B.



DIN
844
DIN
1835-B
HSS
E
HR
TYPE
30°
HELIX
 **Z≥4**

d ₁	l ₁	l ₂	d ₂	Z	pcs/PU	Item no.	€ / PU
6	68	24	6	4	1	617.0600	54,08
8	88	38	8	4	1	617.0800	57,18
10	95	45	10	4	1	617.1000	64,25
12	110	53	12	4	1	617.1200	74,59
16	123	63	16	4	1	617.1600	97,77
18	123	63	16	4	1	617.1800	118,46

d ₁	l ₁	l ₂	d ₂	Z	pcs/PU	Item no.	€ / PU
20	141	75	20	4	1	617.2000	129,53
22	141	75	20	5	1	617.2200	146,24
25	166	90	25	5	1	617.2500	169,82
28	166	90	25	6	1	617.2800	247,99
30	166	90	25	6	1	617.3000	317,20

618 HSS-E Single fluted end mill

Execution: Single fluted end mills with cylindrical shank according to DIN 1835-A. Higher (sharper) cutting angle specifically for aluminium and plastics.

Application: Typically used in the plastic and aluminium working industry, for example for routing key-holes in aluminium door and window profiles.



DIN
1835-A
HSS
E
W
TYPE
30°
HELIX

d ₁	l ₁	l ₂	d ₂	pcs/PU	Item no.	€ / PU
4,0	60	12	8,0	1	618.0402	33,09
5,0	60	12	8,0	1	618.0503	35,98
5,0	80	18/35	8,0	1	618.0510	48,95
6,0	60	14	8,0	1	618.0602	38,46
6,0	90	16	8,0	1	618.0603	50,94

d ₁	l ₁	l ₂	d ₂	pcs/PU	Item no.	€ / PU
8,0	80	14	8,0	1	618.0802	35,41
8,0	100	14/68	8,0	1	618.0804	67,58
10,0	80	14	8,0	1	618.1002	48,11
10,0	80	14	10,0	1	618.1004	48,11

632

Solid carbide slotting end mill, SILVER-LINE

Execution: Solid carbide slotting end mills, short model, cylindrical shank with weldon according to DIN 6535-HB, with TiAlN-coating.



DIN 6535-HB	VHM UF	N TYPE	30° HELIX		
				Z=2	TiAlN


d ₁	l ₁	l ₂	d ₂	Z	pcs/PU	Item no.	€ / PU
1	50	5	6	2	1	632.0100	25,99
2	50	6	6	2	1	632.0200	25,99
3	50	6	6	2	1	632.0300	25,99
4	50	8	6	2	1	632.0400	25,99
5	50	8	6	2	1	632.0500	25,99
6	50	16	6	2	1	632.0600	29,22

d ₁	l ₁	l ₂	d ₂	Z	pcs/PU	Item no.	€ / PU
8	60	20	8	2	1	632.0800	42,29
10	70	22	10	2	1	632.1000	58,62
12	70	22	12	2	1	632.1200	76,71
16	75	25	16	2	1	632.1600	128,01
20	100	32	20	2	1	632.2000	213,25

633

Solid carbide universal end mill, SILVER-LINE

Execution: Solid carbide universal end mills, short model, cylindrical shank with weldon according to DIN 6535-HB, with TiAlN-coating.



DIN 6535-HB	VHM UF	N TYPE	30° HELIX		
				Z=3	TiAlN


d ₁	l ₁	l ₂	d ₂	Z	pcs/PU	Item no.	€ / PU
1	50	5	6	3	1	633.0100	25,99
2	50	6	6	3	1	633.0200	25,99
3	50	6	6	3	1	633.0300	25,99
4	50	8	6	3	1	633.0400	25,99
5	50	8	6	3	1	633.0500	25,99
6	50	16	6	3	1	633.0600	29,22

d ₁	l ₁	l ₂	d ₂	Z	pcs/PU	Item no.	€ / PU
8	60	20	8	3	1	633.0800	42,29
10	70	22	10	3	1	633.1000	58,62
12	70	22	12	3	1	633.1200	76,71
16	75	25	16	3	1	633.1600	128,01
20	100	32	20	3	1	633.2000	213,25

634

Solid carbide square end mill, short, coated, SILVER-LINE

Execution: Solid carbide square end mills, short model, cylindrical shank with weldon according to DIN 6535-HB, with TiAlN-coating.



DIN 6535-HB	VHM UF	N TYPE	30° HELIX		
				Z=4	TiAlN

d ₁	l ₁	l ₂	d ₂	Z	pcs/PU	Item no.	€ / PU
1	50	5	6	4	1	634.0100	28,88
2	50	7	6	4	1	634.0200	28,88
3	50	8	6	4	1	634.0300	28,88
4	50	11	6	4	1	634.0400	28,88
5	50	13	6	4	1	634.0500	28,88
6	50	16	6	4	1	634.0600	32,47

d ₁	l ₁	l ₂	d ₂	Z	pcs/PU	Item no.	€ / PU
8	60	20	8	4	1	634.0800	47,01
10	70	22	10	4	1	634.1000	65,13
12	70	22	12	4	1	634.1200	85,23
16	75	25	16	4	1	634.1600	142,24
20	100	32	20	4	1	634.2000	236,93

Solid carbide end mill set, in plastic case



Execution: Solid carbide square end mills, short model with 4 flutes, cylindrical shank with weldon according to DIN 6535-HB, with TiAlN-coating.

Description	Type	Coating	Content	pcs/PU	Item no.	€ / PU
6 pc set solid carbide end mills	634	TiAlN	1x ø4, 5, 6, 8, 10 and 12mm	1	634.9412	281,34

635

Solid carbide square end mill, long, coated, SILVER-LINE



Execution: Solid carbide square end mills, long model, cylindrical shank with weldon according to DIN 6535-HB, with TiAlN-coating.


DIN 6535-HB	VHM UF	N TYPE	30° HELIX	 Z=4	 TiAlN
-----------------------	------------------	------------------	---------------------	--	--

d ₁	l ₁	l ₂	d ₂	Z	pcs/PU	Item no.	€ / PU
3	50	12	6	4	1	635.0300	26,63
4	50	15	6	4	1	635.0400	26,63
5	60	20	6	4	1	635.0500	35,76
6	60	20	6	4	1	635.0600	39,04
8	70	25	8	4	1	635.0800	48,79

d ₁	l ₁	l ₂	d ₂	Z	pcs/PU	Item no.	€ / PU
10	90	30	10	4	1	635.1000	70,03
12	90	30	12	4	1	635.1200	93,24
16	110	50	16	4	1	635.1600	166,88
20	110	55	20	4	1	635.2000	245,55

640

Solid carbide end mill for non-ferrous metals, SILVER-LINE



Execution: Solid carbide end mills, cylindrical shank with weldon according to DIN 6535-HB. Special polished cutting geometry and an optimized helix angle (39°) for non-ferrous metals.

Application: Specific cutting geometry for non-ferrous metals such as aluminium and copper. The optimized helix angle ensures a smooth cut and a good chip evacuation.

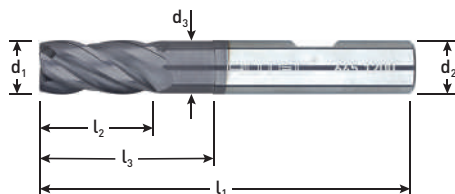
DIN 6535-HB	VHM UF	W TYPE	39° HELIX	 Z=4
-----------------------	------------------	------------------	---------------------	--

d ₁	l ₁	l ₂	d ₂	Z	pcs/PU	Item no.	€ / PU
4	62	8	6	4	1	640.0400	29,22
5	62	15	6	4	1	640.0500	32,47
6	62	18	6	4	1	640.0600	35,76
8	68	24	8	4	1	640.0800	48,79

d ₁	l ₁	l ₂	d ₂	Z	pcs/PU	Item no.	€ / PU
10	80	30	10	4	1	640.1000	61,84
12	93	36	12	4	1	640.1200	93,24
16	108	48	16	4	1	640.1600	166,88
20	126	60	20	4	1	640.2000	239,67

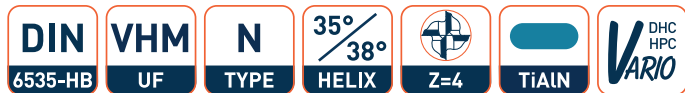
645

Solid carbide Vario end mill, SILVER-LINE



Execution: Solid carbide end mills, cylindrical shank with weldon according DIN 6535-HB. Special DHC (Double helix cutter) geometry for high performance cutting (HPC) applications. Differential helixes (2 flutes with 35° and 2 flutes with 38°) and a TiAlN-coating for more tool life.

Application: The double helix design ensures a smooth and nearly vibration free cut allowing machining at very high metal removal rates and yet realising an excellent surface finish on the machined workpieces.



d ₁	l ₂	l ₃	d ₃	l ₁	d ₂	Z	pcs/PU	Item no.	€ / PU
3	11	21	2,6	57	6	4	1	645.0300	52,98
4	11	21	3,6	57	6	4	1	645.0400	52,98
5	13	21	4,6	57	6	4	1	645.0500	52,98
6	13	21	5,5	57	6	4	1	645.0600	58,08
8	19	27	7,5	63	8	4	1	645.0800	79,82
10	22	32	9,5	72	10	4	1	645.1000	101,42

d ₁	l ₂	l ₃	d ₃	l ₁	d ₂	Z	pcs/PU	Item no.	€ / PU
12	26	38	11,5	83	12	4	1	645.1200	141,55
14	26	42	13,5	83	14	4	1	645.1400	177,62
16	32	44	15,5	92	16	4	1	645.1600	214,26
18	32	50	17,5	92	18	4	1	645.1800	257,96
20	38	54	19,5	104	20	4	1	645.2000	331,99

Solid carbide end mill set 'VARIO', in plastic case



Execution: Solid carbide square end mills, 4 flutes, cylindrical shank with weldon according DIN 6535-HB. Special DHC (Double helix cutter) geometry for high performance cutting (HPC) applications. Differential helixes (2 flutes with 35° and 2 flutes with 38°) and a TiAlN-coating for more tool life.

Application: The double helix design ensures a smooth and nearly vibration free cut allowing machining at very high metal removal rates and yet realising an excellent surface finish on the machined workpieces.

Description	Type	Coating	Content	pcs/PU	Item no.	€ / PU
4 pc set solid carbide end mills 'VARIO'	645	TiAlN	1x ø6, 8, 10 and 12mm	1	645.9612	366,09
6 pc set solid carbide end mills 'VARIO'	645	TiAlN	1x ø4, 5, 6, 8, 10 and 12mm	1	645.9412	468,96


ROTEC[®]
CUTTING TOOLS



Ø230 / Ø22,2

ORCA 7

- (GEWAPEND) BETON
- GRINDTEGELS
- DAKPANNEN
- BAKSTEEN
- MIDDELHARDE KLINKERS
- BOUWMATERIALEN



Diamant tools



UNI UNI

UNI-Line suitable for alternate cuts in various concrete types and building materials. Ideal disc for the construction site.



HARD HARD

HARD-Line suitable for various types of natural and artificial stone. Also suitable for various types of concrete and building materials.



ABRASIEF ABRASIVE

ABRASIVE-Line suitable for asphalt and various abrasive materials.



TEGELS TILES

TILES-Line suitable for various tiles and stone types.



SPECIAL SPECIAL

SPECIAL-Line suitable for material-specific applications.



Clear icons provided with key features such as: segment height, dry or wet use and for which machine it is suitable for.

At a glance the right blade thanks to the main materials to be processed.

The quality is indicated by the diamond icon. The higher the number, the better the quality.

A selection of the various material applications of the respective saw blade.

Clear colour codes indicating the correct application area.

9 Premium quality for the toughest applications. Very long tool life.

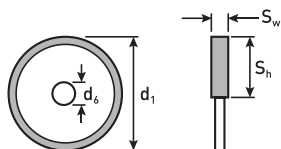
7 High Professional quality for intensive use and long service life.

5 Medium quality for standard applications for professional use.

3 Basic quality, semi-professional use. Excellent price/quality ratio.

700

Diamond saw blade COBRA 7 / SC 660



Tiles



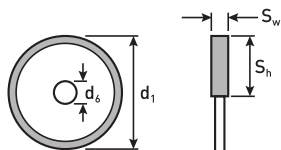

Execution: Diamond cutting blade with continuous rim design.

Application: For a clean and precise cut in hard materials such as tiles, thin granite, marble, ceramics, glass etc.

d ₁	d ₆	S _h	S _w	pcs/PU	Item no.	€ / PU
115	22,2	8	1,6	1	700.1153	33,80
125	22,2	8	1,6	1	700.1253	43,68
150	22,2	8	1,7	1	700.1503	54,08
150	25,4	8	1,7	1	700.1504	54,08
180	22,2	8	1,7	1	700.1803	62,40
180	25,4	8	1,7	1	700.1804	62,40
180	30,0	8	1,7	1	700.1805	62,40
200	22,2	8	2,0	1	700.2003	67,60
200	25,4	8	2,0	1	700.2004	67,60
200	30,0	8	2,0	1	700.2005	67,60
230	22,2	8	2,5	1	700.2303	82,16
230	25,4	8	2,5	1	700.2304	82,16
250	22,2	8	2,5	1	700.2503	87,36
250	25,4	8	2,5	1	700.2504	87,36
250	30,0	8	2,5	1	700.2505	87,36
300	25,4	8	2,4	1	700.3004	162,24
300	30,0	8	2,4	1	700.3005	162,24
350	20,0	8	2,6	1	700.3502	198,64
350	22,2	8	2,6	1	700.3503	198,64
350	25,4	8	2,6	1	700.3504	198,64
350	30,0	8	2,6	1	700.3505	198,64
400	20,0	8	2,6	1	700.4002	291,20
400	25,4	8	2,6	1	700.4004	291,20
400	30,0	8	2,6	1	700.4005	291,20

701

Diamond saw blade COBRA 5 / RD-M



Tiles



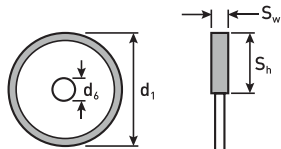
Execution: Diamond cutting blade with continuous rim design.

Application: For a clean and precise cut in tiles.

d ₁	d ₆	S _h	S _w	pcs/PU	Item no.	€ / PU
110	22,2	7,5	1,8	1	701.1103	10,40
115	22,2	7,5	1,8	1	701.1153	11,44
125	22,2	7,5	1,8	1	701.1253	12,48

702

Diamond saw blade PYTHON 7 / SPEEDY



Tiles



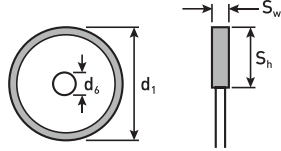
Execution: Diamond cutting blade, segmented with continuous rim and **extra thin** design.

Application: For a clean and precise cut in hard materials such as tiles, high-quality ceramics, thin granite and marble.

d ₁	d ₆	S _h	S _w	pcs/PU	Item no.	€ / PU
115	22,2	5	1,2	1	702.1153	29,12
125	22,2	5	1,4	1	702.1253	33,28
150	22,2	5	1,4	1	702.1503	40,56
180	22,2	5	1,4	1	702.1803	49,92
180	25,4	5	1,4	1	702.1804	49,92
180	30,0	5	1,4	1	702.1805	49,92
200	22,2	5	1,4	1	702.2003	57,20
200	25,4	5	1,4	1	702.2004	57,20
230	22,2	5	1,4	1	702.2303	63,44
230	25,4	5	1,4	1	702.2304	63,44

704

Diamond saw blade VIPER 7 / TURBO FINE CUT



Tiles

7
7mm

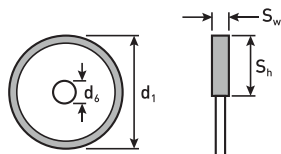
< 230 < 230 > 250 > 250

Execution: Diamond cutting blade, suitable for dry and wet applications. Super-thin design for accurate and clean cuts, low dust output.

Application: For accurate and clean cuts in natural stone or rock, high-quality ceramics, roof tiles, concrete and building materials.

d ₁	d ₆	S _h	S _w	pcs/PU	Item no.	€ / PU
115	22,2	7	1,2	1	704.1153	29,12
125	22,2	7	1,2	1	704.1253	36,40
150	22,2	7	1,4	1	704.1503	59,28
180	22,2	7	1,4	1	704.1803	69,68
180	25,4	7	1,4	1	704.1804	69,68
200	22,2	7	1,4	1	704.2003	78,00
200	25,4	7	1,4	1	704.2004	78,00
200	30,0	7	1,4	1	704.2005	78,00
230	22,2	7	1,6	1	704.2303	88,40
230	25,4	7	1,6	1	704.2304	88,40
250	22,2	7	1,6	1	704.2503	150,80
250	25,4	7	1,6	1	704.2504	150,80
300	25,4	7	2,0	1	704.3004	223,60
300	30,0	7	2,0	1	704.3005	223,60
350	25,4	7	2,0	1	704.3504	254,80
350	30,0	7	2,0	1	704.3505	254,80

Diamond saw blade SLIMFAST



Tiles / Universal

7
10mm

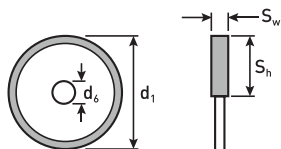
< 230 < 230 > 250 > 250

Execution: Ultra-thin diamond cutting blade with added value! Only 1.2mm thick, accurate and clean cuts, excellent tool life. A must have for all tilers, installers and plumbers!

Application: For accurate and clean cuts in natural stone or rock, marble, tiles, gypsum boards, (reinforced) concrete, **light constructional steel and profiles**, flagstones and building materials.

d ₁	d ₆	S _h	S _w	pcs/PU	Item no.	€ / PU
115	22,2	10	1,2	1	702.1153S	29,12
125	22,2	10	1,2	1	702.1253S	33,28

Diamond saw blade CERAMIC 9



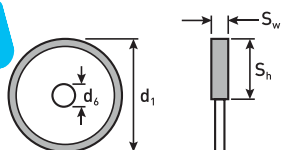
Tiles



Execution: High-performance extra-thin saw blade with closed turbo edge for fast and clean cuts. Stem blade is core-reinforced (by means of a flange) for extra stability.
Application: Ceramic tiles, thin granite and various hard stone types.

d ₁	d ₆	S _h	S _w	pcs/PU	Item no.	€ / PU
115	22,2	10	1,2	1	704.1153S	36,40
125	22,2	10	1,2	1	704.1253S	46,80

Diamond saw blade TURBO CERAMIC



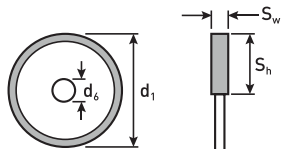
Tiles



Execution: High-performance saw blade with closed turbo band for fast and clean cuts.
Application: Extremely hard ceramic materials and GeoCeramica®.

d ₁	d ₆	S _h	S _w	pcs/PU	Item no.	€ / PU
230	22,2	10	2,6	1	704.2303TS	99,65
350	20,0	10	3,2	1	704.3502TS	213,35
350	25,4	10	3,2	1	704.3504TS	213,35

Diamond saw blade HP CERAMIC / CERAMIC HD



Tiles

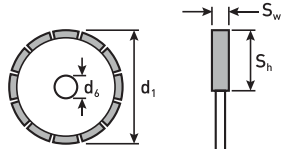


Execution: Ultra-thin diamond cutting blade with added value!
Application: For accurate and clean cuts in natural stone or rock, marble, tiles, gypsum boards, (reinforced) concrete, **light constructional steel and profiles**, flagstones and building materials.

d ₁	d ₆	S _h	S _w	pcs/PU	Item no.	€ / PU
300	25,4	10	2,0	1	704.3004S	279,65
350	25,4	10	2,4	1	704.3504S	324,10

705

Diamond saw blade ALLIGATOR 7



Hard

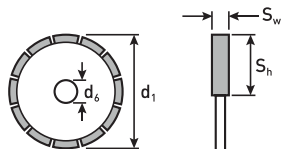


Execution: Diamond cutting blade, strong and powerful turbo segments.
Application: For natural stone or rock, (reinforced) concrete, gypsum boards, ceramics and building materials.

d ₁	d ₆	S _h	S _w	pcs/PU	Item no.	€ / PU
115	22,2	10	2,3	1	705.1153	39,00
115	30,0	10	2,3	1	705.1155	39,00
125	22,2	10	2,4	1	705.1253	44,20
125	25,4	10	2,4	1	705.1254	44,20
125	30,0	10	2,4	1	705.1255	44,20
150	22,2	10	2,5	1	705.1503	57,20
150	30,0	10	2,5	1	705.1505	57,20
180	22,2	10	2,5	1	705.1803	72,80
230	22,2	10	2,8	1	705.2303	92,56
300	20,0	10	3,0	1	705.3002	182,00
300	22,2	10	3,0	1	705.3003	182,00
300	30,0	10	3,0	1	705.3005	182,00
350	20,0	10	3,5	1	705.3502	202,80
350	25,4	10	3,5	1	705.3504	202,80
400	20,0	10	4,0	1	705.4002	296,40
400	25,4	10	4,0	1	705.4004	296,40
400	30,0	10	4,0	1	705.4005	296,40
450	25,4	10	4,0	1	705.4504	390,00

732

Diamond saw blade ALLIGATOR 5 / TURBO



Hard

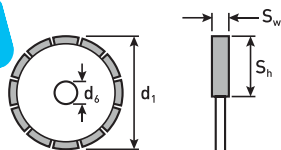


Execution: Diamond cutting blade, strong and powerful turbo segments.
Application: For natural stone or rock, (reinforced) concrete, gypsum boards, ceramics and building materials.

d ₁	d ₆	S _h	S _w	pcs/PU	Item no.	€ / PU
115	22,2	10	2,2	1	732.1153	25,00
125	22,2	10	2,2	1	732.1253	29,00
150	22,2	10	2,2	1	732.1503	37,50
230	22,2	10	2,6	1	732.2303	49,00
300	20,0	10	3,0	1	732.3002	99,00
300	25,4	10	3,0	1	732.3004	99,00
350	20,0	10	3,2	1	732.3502	115,00
350	25,4	10	3,2	1	732.3504	115,00
400	20,0	10	3,2	1	732.4002	155,00
400	25,4	10	3,2	1	732.4004	155,00

706

Diamond saw blade RAPTOR 9



Hard

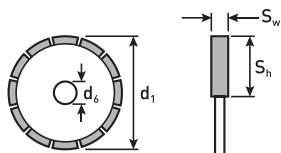


Execution: Equipped with robust laser-welded turbo segments that reduce friction, resulting in higher cutting speed.
Application: Natural- and artificial stone, granite, (reinforced) concrete and building materials.

d ₁	d ₆	S _h	S _w	pcs/PU	Item no.	€ / PU
125	22,2	12	2,2	1	706.1253	37,50
150	22,2	12	2,2	1	706.1503	46,50
180	22,2	12	2,4	1	706.1803	55,50
230	22,2	15	2,8	1	706.2303	79,50
300	20,0	15	3,0	1	706.3002	154,50
350	20,0	15	3,0	1	706.3502	179,50
350	25,4	15	3,0	1	706.3504	179,50

707

Diamond saw blade RAPTOR 7 / K 12



Hard

7
12mm

< 230 < 230 > 300 > 300 > 300

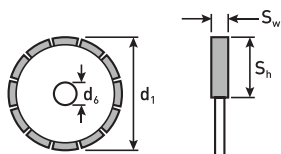
Execution: Diamond cutting blade, strong and powerfull turbo segments.

Application: For granite, natural stone or rock, (reinforced) concrete, gypsum boards, ceramics and building materials.

d ₁	d ₆	S _h	S _w	pcs/PU	Item no.	€ / PU
115	22,2	12	2,0	1	707.1153	36,40
125	22,2	12	2,3	1	707.1253	40,56
150	22,2	12	2,2	1	707.1503	50,96
180	22,2	12	2,2	1	707.1803	57,20
230	22,2	12	3,2	1	707.2303	88,40
300	20,0	12	3,2	1	707.3002	171,60
300	25,4	12	3,2	1	707.3004	171,60
300	30,0	12	3,2	1	707.3005	171,60
350	20,0	12	3,2	1	707.3502	206,96
350	22,2	12	3,2	1	707.3503	206,96
350	25,4	12	3,2	1	707.3504	206,96
350	30,0	12	3,2	1	707.3505	206,96

734

Diamond saw blade RAPTOR 3 / TURBO BASIC



Hard

3
12mm

< 230 < 230 > 300 > 300 > 300

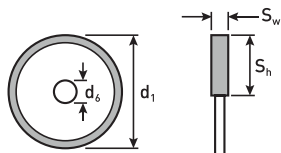
Execution: Diamond cutting blade, strong and powerfull turbo segments.

Application: For granite, natural stone or rock, (reinforced) concrete, gypsum boards, ceramics and building materials.

d ₁	d ₆	S _h	S _w	pcs/PU	Item no.	€ / PU
115	22,2	12	2,4	1	734.1153	17,16
125	22,2	12	2,4	1	734.1253	20,70
150	22,2	12	2,6	1	734.1503	26,00
180	22,2	12	2,6	1	734.1803	37,44
230	22,2	12	2,8	1	734.2303	44,72
300	20,0	12	3,2	1	734.3002	95,68
300	25,4	12	3,2	1	734.3004	95,68
350	25,4	12	3,2	1	734.3504	116,48

709

Diamond saw blade PIRANHA 7



Concrete / Natural stone

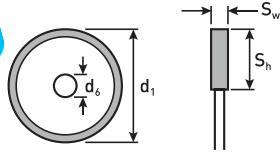
7
12mm

< 230 < 230 > 300 > 300 > 300

Execution: Diamond cutting blade with reinforced core and self-cooling design in dry cutting applications.

Application: For natural stone or rock, (reinforced) concrete, roof tiles, ceramics, gypsum boards, gravel tiles and granite. Ideal blade for roofers!

d ₁	d ₆	S _h	S _w	pcs/PU	Item no.	€ / PU
115	22,2	12	2,0	1	709.1153R	34,98
125	22,2	12	2,2	1	709.1253R	38,75
150	22,2	12	2,4	1	709.1503R	51,67
180	22,2	12	2,4	1	709.1803R	61,35
230	22,2	12	2,6	1	709.2303R	85,04
300	20,0	12	3,0	1	709.3002R	150,70
350	25,4	12	3,2	1	709.3504R	192,68



Concrete / Natural stone

7
12mm

< 230
 < 230
 > 300
 > 300
 > 300

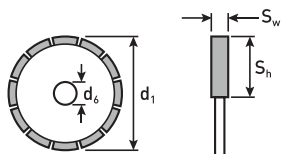
Execution: Equipped with "TURBO-X" elements that reduce friction, which, in combination with the extra-thin saw blade, results in more cuts per battery charge.

Application: Concrete, granite and various building materials

d ₁	d ₆	S _h	S _w	pcs/PU	Item no.	€ / PU
125	22,2	12	2,3	1	708.1253	39,00
230	22,2	12	2,3	1	708.2303	75,00
350	20,0	12	2,8	1	708.3502	169,00
350	25,4	12	2,8	1	708.3504	169,00

735

Diamond saw blade SHARK 9



Universal



Execution: High-performance diamond cutting blade with long tool life.

Application: For [reinforced] concrete, exposed aggregate concrete, bricks, medium-hard concrete bricks and building materials.

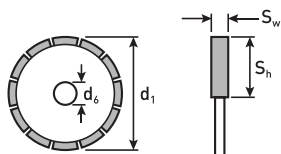


d ₁	d ₆	S _h	S _w	pcs/PU	Item no.	€ / PU
115	22,2	10	2,0	1	735.1153	48,88
125	22,2	10	2,4	1	735.1253	50,96
230	22,2	10	2,6	1	735.2303	92,56
300	25,4	10	2,8	1	735.3004	165,36
350	25,4	10	3,2	1	735.3504	192,40

724

Diamond saw blade MATRIX 9

MATRIX

- Assorted diamond
- Extremely fast and free cutting performance
- Premium blade for reinforced concrete and for hard granite and hard building materials
- 'Drop'-slots for easy dust extraction



Universal



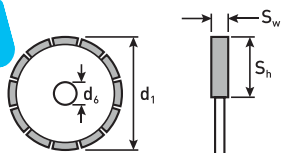
Execution: High-performance diamond cutting blade with long tool life.

Application: For [reinforced] concrete, exposed aggregate concrete, bricks, medium-hard concrete bricks and building materials.

d ₁	d ₆	S _h	S _w	pcs/PU	Item no.	€ / PU
300	20,0	12	2,6	1	724.3002	165,36
300	30,0	12	2,6	1	724.3005	165,36
350	20,0	12	2,6	1	724.3502	206,96
350	25,4	12	2,6	1	724.3504	206,96

725

Diamond saw blade STINGRAY 9



Universal



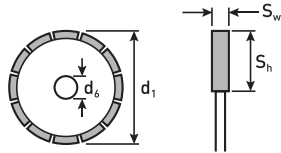
Execution: High-performance Diamond saw blade with laser welded, 15 mm high "Arrow" Segment for extra speed and long durability.

Application: (Reinforced) concrete, gravel tiles, granite, natural and artificial stone, roof tiles, brick, medium-hard clinkers and various building materials.

d ₁	d ₆	S _h	S _w	pcs/PU	Item no.	€ / PU
350	20,0	15	3,2	1	725.3502	180,00
350	25,4	15	3,2	1	725.3504	180,00

710

Diamond saw blade ORCA 7 / GC 2010



Universal



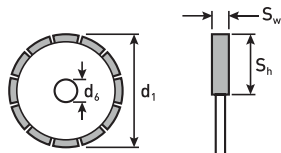
Execution: High-performance diamond cutting blade with long tool life.

Application: For (reinforced) concrete, exposed aggregate concrete, bricks, medium-hard concrete bricks and building materials.

d ₁	d _g	S _h	S _w	pcs/PU	Item no.	€ / PU
115	22,2	10	2,3	1	710.1153	23,40
125	22,2	10	2,4	1	710.1253	28,60
140	22,2	10	2,4	1	710.1403	36,40
150	22,2	10	2,4	1	710.1503	39,52
150	30,0	10	2,4	1	710.1505	39,52
180	22,2	10	2,4	1	710.1803	50,96
230	22,2	10	2,5	1	710.2303	59,80
300	20,0	10	3,0	1	710.3002	143,52
300	22,2	10	3,0	1	710.3003	143,52
300	25,4	10	3,0	1	710.3004	143,52
300	30,0	10	3,0	1	710.3005	143,52
350	20,0	10	3,0	1	710.3502	186,16
350	25,4	10	3,0	1	710.3504	186,16
350	30,0	10	3,0	1	710.3505	186,16
400	20,0	10	3,0	1	710.4002	301,60
400	25,4	10	3,0	1	710.4004	301,60

731

Diamond saw blade ORCA 5 / BETON UNI



Universal



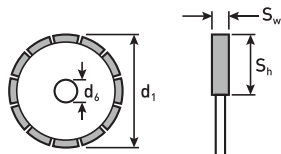
Execution: High-performance diamond cutting blade with long tool life.

Application: For (reinforced) concrete, exposed aggregate concrete, bricks, medium-hard concrete bricks and building materials.

d ₁	d _g	S _h	S _w	pcs/PU	Item no.	€ / PU
115	22,2	10	2,2	1	731.1153	23,50
125	22,2	10	2,2	1	731.1253	27,50
150	22,2	10	2,2	1	731.1503	37,50
180	22,2	10	2,2	1	731.1803	47,50
230	22,2	10	2,4	1	731.2303	49,00
300	20,0	10	3,0	1	731.3002	99,00
350	20,0	10	3,2	1	731.3502	115,00
350	25,4	10	3,2	1	731.3504	115,00
400	20,0	10	3,2	1	731.4002	155,00
400	25,4	10	3,2	1	731.4004	155,00

712

Diamond saw blade ORCA 3 / BSXE



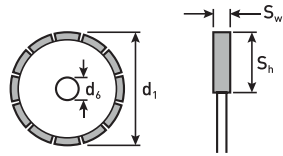
Universal



Execution: Sintered diamond cutting blade.

Application: For concrete, bricks, medium-hard concrete bricks and building materials.

d ₁	d _g	S _h	S _w	pcs/PU	Item no.	€ / PU
115	22,2	10	1,6	1	712.1153	11,44
125	22,2	10	1,7	1	712.1253	15,60
150	22,2	10	2,0	1	712.1503	26,00
180	22,2	10	2,0	1	712.1803	31,20
230	22,2	10	2,3	1	712.2303	36,40



Universal

3

10mm

OPTI

Execution: Sintered diamond cutting blade.

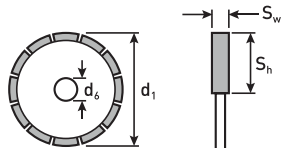
Application: For concrete, bricks, medium-hard concrete bricks and building materials.

d ₁	d ₆	S _h	S _w	pcs/PU	Item no.	€ / PU
115	22,2	10	2,0	1	730.1153	7,20
125	22,2	10	2,0	1	730.1253	8,19
125	22,2	10	2,0	12	730.1253B	78,00
230	22,2	10	2,8	1	730.2303	21,79

717

Diamond saw blade RHINO 7 / DA 3000 Abrasief

ROTEC®



Abrasief



Execution: Diamond cutting blade with blade protectors, suitable for low powered machines.

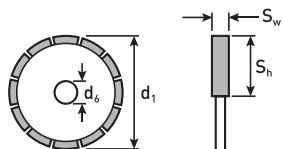
Application: For asphalt and abrasive materials.

d ₁	d ₆	S _h	S _w	pcs/PU	Item no.	€ / PU
115	22,2	10	2,2	1	717.1153	37,52
125	22,2	10	2,2	1	717.1253	42,43
150	22,2	10	2,4	1	717.1503	42,64
230	22,2	10	2,4	1	717.2303	74,62
300	20,0	10	2,8	1	717.3002	154,96
300	25,4	10	2,8	1	717.3004	154,96
350	20,0	10	3,2	1	717.3502	186,16
350	25,4	10	3,2	1	717.3504	186,16
400	25,4	10	3,4	1	717.4004	258,96
450	25,4	10	3,4	1	717.4504	317,20

736

Diamond saw blade RHINO 5 / ASPHALT

ROTEC®



Abrasief



Execution: Diamond cutting blade with blade protectors, suitable for low powered machines.

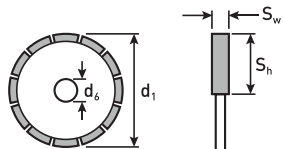
Application: For asphalt and abrasive materials.

d ₁	d ₆	S _h	S _w	pcs/PU	Item no.	€ / PU
300	25,4	10	3,0	1	736.3004	102,96
350	20,0	10	3,4	1	736.3502	140,40
350	25,4	10	3,4	1	736.3504	140,40
400	25,4	10	4,0	1	736.4004	182,00

718

Diamond saw blade HIPPO 5 / SC 620

ROTEC®



Abrasief / Universal



Execution: Diamond cutting blade with blade protectors and alternating hard and soft segments.

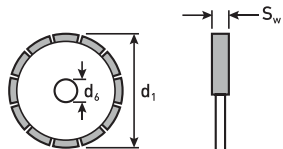
Application: For asphalt and concrete.

d ₁	d ₆	S _h	S _w	pcs/PU	Item no.	€ / PU
300	20,0	10	3,1	1	718.3002	172,64
300	25,4	10	3,1	1	718.3004	172,64
350	25,4	10	3,6	1	718.3504	204,88
400	25,4	10	3,6	1	718.4004	236,08
450	25,4	10	3,6	1	718.4504	278,72

727

Diamond saw blade Root Cutter

ROTEC®



Special Line



Execution: Cutting blade plated with coarse carbide grit.

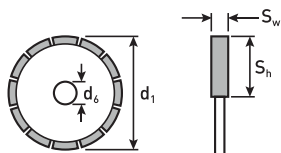
Application: For tree roots, wooden and plastic pallets, planks and boards, triplex, fence posts, nails and screws, railroad ties, PE & PP plastics, small trees and branches, rubber, sheet metal, abrasive blocks, scaffolding planks, particle and patio boards etc.

d ₁	d ₆	S _w	pcs/PU	Item no.	€ / PU
125	22,2	4,0	1	727.1253	158,94
230	22,2	4,0	1	727.2303	279,29
300	20,0	4,0	1	727.3002	386,00
300	25,4	4,0	1	727.3004	386,00
350	20,0	4,0	1	727.3502	435,95
350	25,4	4,0	1	727.3504	435,95
400	25,4	4,0	1	727.4004	825,00

728

Diamond saw blade CARBON / ELB

ROTEC®



Special Line

7
4mm

< 230 < 230 300-350 300-350

Execution: Diamond cutting blade, galvanic plated, with blade protectors. A true "problem solver".

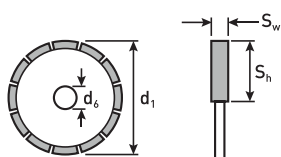
Application: For furnace exhaust vent pipes, ceramic bricks, black granite, concrete with very hard aggregate, tiles, ceramic flagstones en fibre reinforced plastics.

d ₁	d ₆	S _h	S _w	pcs/PU	Item no.	€ / PU
115	22,2	4	2,5	1	728.1153	47,33
125	22,2	4	2,5	1	728.1253	54,15
230	22,2	4	2,8	1	728.2303	96,79
300	20,0	4	3,0	1	728.3002	199,13
300	30,0	4	3,0	1	728.3005	199,13
350	20,0	4	3,3	1	728.3502	212,77

729

Diamond saw blade TUBE-CUTTER / Duo Complete

ROTEC®



Special Line

7
3mm

Execution: High-performance cutting wheel specifically designed for cordless angle grinders of all makes. Vacuum brazed diamond for fast cuts and long tool life.

Application: For cutting and chamfering plastic tubes and pipes in one operation with nothing more than a simple angle grinder!

d ₁	d ₆	S _h	S _w	pcs/PU	Item no.	€ / PU
125	22,2	3	2,7	1	729.5125	154,96


Diamond saw blade Multi Accu-Power

ROTEC®



Special Line

7
3mm

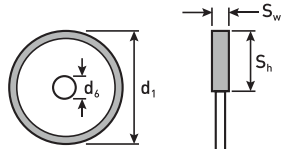
Execution: Vakuüm brazed diamond disc with a wide range of applications, low machine load due to very thin steel body, outstanding cutting performance due to extremely high diamond concentration and a top performance.

Application: Profil sheet metal, hard artificial stone, plastic, composite material, drywall, wood, etc.

d ₁	d ₆	S _h	S _w	pcs/PU	Item no.	€ / PU
75	10	3	1,8	1	729.6075	31,15
115	22,2	3	1,8	1	729.6115	38,43
125	22,2	3	1,8	1	729.6125	41,55

704

Diamond saw blade VIPER X-Lock® / TURBO FINE CUT X-Lock®



Tiles

7
7mm
< 230
< 230

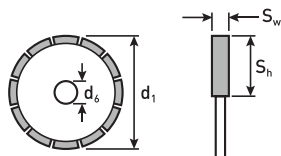
Execution: Diamond cutting blade, suitable for dry and wet applications. Super-thin design for accurate and clean cuts, low dust output.

Application: For accurate and clean cuts in natural stone or rock, high-quality ceramics, roof tiles, concrete and building materials.

d ₁	d ₆	S _h	S _w	pcs/PU	Item no.	€ / PU
115	22,2	7	1,2	1	704.115X	35,88
125	22,2	7	1,2	1	704.125X	39,00

710

Diamond saw blade ORCA X-Lock® / GC 2010 X-Lock®



General purpose

7
10mm
< 230
< 230

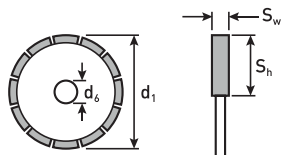

Execution: High-performance diamond cutting blade with long tool life.

Application: For (reinforced) concrete, exposed aggregate concrete, bricks, medium-hard concrete bricks and building materials.

d ₁	d ₆	S _h	S _w	pcs/PU	Item no.	€ / PU
115	22,2	10	2,3	1	710.115X	37,96
125	22,2	10	2,4	1	710.125X	41,08

729

Diamond saw blade Fex X-Lock®



Special Line

5
3mm
< 230
< 230

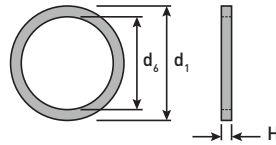

Execution: Vacuum brazed diamond cutting blade with continuous cutting depth and a multiple tool life compared to cut-off wheels.

Application: Stainless steel, iron, rebar, copper, etc.

d ₁	d ₆	S _h	S _w	pcs/PU	Item no.	€ / PU
115	22,2	3	2,2	1	729.4115	35,88
125	22,2	3	2,2	1	729.4125	39,00

739

Reduction ring for diamond sawing blades



d ₁	d ₂	H (mm)	Item no.	€ / PU
20,0	16,0	1,4	739.0010	2,60
22,2	16,0	1,4	739.0020	2,60
22,2	20,0	1,6	739.0030	2,60
25,4	16,0	1,6	739.0040	2,60
25,4	20,0	1,6	739.0050	2,60
25,4	22,2	1,7	739.0060	2,60
30,0	16,0	1,8	739.0070	2,60
30,0	20,0	1,6	739.0080	2,60
30,0	22,2	1,6	739.0090	2,60
30,0	25,4	1,6	739.0100	2,60

Quick-Lock nut



Execution: Fits all angle grinders up to ø230mm, regardless brand or model.
Application: For quickly and safely (de)mounting of cutting blades. Ideal for keyless working.

Description	Item no.	€ / PU
Quick-Lock nut	739.9002	30,03



Application: Ideal for (re)dressing of poorly cutting or dull diamond cutting blades. In order to redress your blade, just cut-off a thin slice of this block. The special structure of the material opens the diamond segments resulting in a blade that cuts like a new one!

Description	Item no.	€ / PU
Diamantslijpsteen (50x50x200mm)	739.9010	28,55

Universal suction hood 'DUSTOP'




Execution: Universal suction hood for angle grinders in combination with diamond sawing blades of ø115 or ø125mm. Less cleaning up thanks to much cleaner working!

Description	pcs/PU	Item no.	€ / PU
DUSTOP for diamond sawing blades - Universal vacuum cleaner connection (ø25-35mm) - Extra protection against cutting injuries - Solid metal cover with adjustable height - Long life time - For all common angle grinders (ø115 and 125mm)	1	739.9020	82,16

740

Tuckpoint blade DSF PREMIUM-LINE

ROTEC®




Execution: Diamond tuck point blades.
Application: Used by general masonry and renovators to remove mortar between the joints of masonry walls. Tuck point blades both remove damaged mortar and prepare the surface area for new mortar.

d ₁	d ₆	S _w	pcs/PU	Item no.	€ / PU
115	22,2	4,5	1	740.1153	102,96
115	22,2	6	1	740.1163	134,16
115	22,2	8	1	740.1173	173,68
115	22,2	10	1	740.1183	211,12
125	22,2	4,5	1	740.1253	126,88
125	22,2	6	1	740.1263	150,80
125	22,2	8	1	740.1273	218,40
125	22,2	10	1	740.1283	254,80
150	22,2	4,5	1	740.1503	390,00
150	22,2	6	1	740.1513	435,76
150	22,2	8	1	740.1523	442,00
180	22,2	6	1	740.1803	483,60
180	22,2	8	1	740.1813	494,00

741

Tuckpoint blade DSF SILVER-LINE

ROTEC®



Execution: Diamond tuck point blades.
Application: Used by general masonry and renovators to remove mortar between the joints of masonry walls. Tuck point blades both remove damaged mortar and prepare the surface area for new mortar.

d ₁	d ₆	S _w	pcs/PU	Item no.	€ / PU
115	22,2	4,5	1	741.1153	61,36
115	22,2	6	1	741.1163	78,00
115	22,2	8	1	741.1173	98,80
125	22,2	4,5	1	741.1253	71,76
125	22,2	6	1	741.1263	88,40
125	22,2	8	1	741.1273	119,60

742

Tuckpoint blade DSF V

ROTEC®



Execution: Diamond "V"-type tuck point blades.
Application: Used by general masonry and renovators to remove mortar between the joints of masonry walls. Tuck point blades both remove damaged mortar and prepare the surface area for new mortar.

d ₁	d ₆	S _w	pcs/PU	Item no.	€ / PU
125	22,2	9,7	1	742.1253	244,40
230	22,2	9,7	1	742.2303	286,00

743

Tuck point blade for cemented floors

ROTEC®



Execution: Diamond tuck point blades for use on floor heating milling machines.
Application: Suitable for soft and medium hard floors.

d ₁	d ₆	S _w	pcs/PU	Item no.	€ / PU
115	22,2	16	1	743.1153	141,96
125	22,2	16	1	743.1253	158,18

Tuck point blade for hard floors



Execution: Diamond tuck point blades for use on floor heating milling machines.

Application: Suitable hard floors.

d ₁	d ₆	S _w	pcs/PU	Item no.	€ / PU
115	22,2	16	1	743.1163	150,07
125	22,2	16	1	743.1263	166,30

744

Diamond cup wheel Fancup INDUSTRY



Execution: Powerfull cup wheels with super turbo layout and large venting holes for reduced core heat and longer tool life. Exta strong bond.

Application: For grinding and leveling of concrete floors. Specifically for industrial floors.

d ₁	d ₆	pcs/PU	Item no.	€ / PU
125	22,2	1	744.1253	134,16
180	22,2	1	744.1803	206,96

Diamond cup wheel Fancup UNI



Execution: Powerfull cup wheels with super turbo layout and large venting holes for reduced core heat and longer tool life.

Application: For grinding and leveling of natural stone or rock, granite, concrete and building materials.

d ₁	d ₆	pcs/PU	Item no.	€ / PU
100	22,2	1	744.2103	109,20
125	22,2	1	744.2123	134,16
180	22,2	1	744.2183	206,96

Diamond cup wheel Fancup ABRASIVE



Execution: Powerfull cup wheels with super turbo layout and large venting holes for reduced core heat and longer tool life.

Application: For grinding and leveling of abrasive materials and screed.

d ₁	d ₆	pcs/PU	Item no.	€ / PU
125	22,2	1	744.3123	134,16
180	22,2	1	744.3183	206,96

Diamond cup wheel Fancup HI SPECIAL



Execution: Powerfull cup wheels with super turbo layout and large venting holes for reduced core heat and longer tool life. Special type with 1/2" bore.

Application: For grinding and leveling of natural stone or rock, granite, concrete and building materials.

d ₁	d ₆	pcs/PU	Item no.	€ / PU
150	12,7	1	744.4150	154,96

737

Diamond cup wheel DELTA-CUP

ROTEC®



Execution: Diamond cup wheels with large venting holes for reduced core heat and longer tool life.

Application: For concrete and universal use on most commonly used materials.

d ₁	d ₆	pcs/PU	Item no.	€ / PU
125	22,2	1	737.1253	130,00
150	19,0	1	737.1503	163,80
180	22,2	1	737.1803	206,96

Diamond cup wheel DELTA-X Cup

ROTEC®



Execution: Cup wheel with a continuous capacity during life span, EMPW-technology (electro magnetic pulse welding), titanium coated diamond, debris evacuation optimised segment and body design.

Application: For concrete, high-density sand-lime stone and hard materials with a bulk density > 2,0

d ₁	d ₆	pcs/PU	Item no.	€ / PU
125	22,2	1	737.2253	202,80
180	22,2	1	737.2803	258,96

738

Diamond cup wheel V-CUP

ROTEC®



Execution: Diamond cup wheels with large venting holes for reduced core heat and longer tool life.


Application: For concrete and universal use on most commonly used materials.

d ₁	d ₆	pcs/PU	Item no.	€ / PU
115	22,2	1	738.1153	82,16
125	22,2	1	738.1253	102,96
180	22,2	1	738.1803	154,96

746

Diamond cup wheel Premium Line (double row)

ROTEC®



Execution: High capacity cup wheels with large venting holes for reduced core heat and longer tool life.

Application: For all commonly used materials such as natural stone and rock, concrete, building materials and granite.

d ₁	d ₆	pcs/PU	Item no.	€ / PU
125	22,2	1	746.1253	182,00
180	22,2	1	746.1803	234,00

750

Diamond cup wheel Silver-Line (double row)

ROTEC®



Execution: Diamond cup wheels with large venting holes for reduced core heat and longer tool life.

Application: For concrete and universal use on most commonly used materials.

d ₁	d ₆	pcs/PU	Item no.	€ / PU
100	22,2	1	750.1003	71,76
115	22,2	1	750.1153	99,84
125	22,2	1	750.1253	102,96
180	22,2	1	750.1803	156,00
230	22,2	1	750.2303	234,00

749

Diamond cup wheel Silver-Line (single row)

ROTEC®



Execution: Diamond cup wheels with large venting holes for reduced core heat and longer tool life.

Application: For concrete and universal use on most commonly used materials.

d ₁	d ₆	pcs/PU	Item no.	€ / PU
125	22,2	1	749.1253	67,60
180	22,2	1	749.1803	109,20

751

Diamond cup wheel Black-Line (double row)

ROTEC®



Application: For concrete and construction materials.

d ₁	d ₆	pcs/PU	Item no.	€ / PU
100	22,2	1	751.1003	57,20
125	22,2	1	751.1253	88,40
180	22,2	1	751.1803	140,40

754

Diamond cup wheel Special-Line (Bosch), Universal

ROTEC®



Execution: Diamond cup wheels with large venting holes for reduced core heat and longer tool life.

Application: For most commonly used materials such as natural stone and rock, concrete, building materials and granite.

d ₁	d ₆	pcs/PU	Item no.	€ / PU
125	22,2	1	754.1253	192,40



Execution: Diamond cup wheels with turbo layout and large venting holes for reduced core heat and longer tool life.


Application: For most commonly used materials such as natural stone and rock, concrete, building materials and granite.

d ₁	d ₆	pcs/PU	Item no.	€ / PU
125	22,2	1	754.3123	218,40

748

Diamond cup wheel Premium Line (Turbo)

ROTEC®



Execution: Powerful cup wheels with Turbo layout.

Application: For all commonly used materials such as natural stone and rock, concrete, building materials and granite.

d ₁	d ₆	Grit	pcs/PU	Item no.	€ / PU
100	22,2	Coarse	1	748.1003	166,40
100	22,2	Medium	1	748.1013	156,00
100	22,2	Fine	1	748.1023	156,00

752

Diamond cup wheel Special-Line (Makita), Universal

ROTEC®



Execution: Diamond cup wheels with large venting holes for reduced core heat and longer tool life. Special type with ø15mm bore for Makita machines.

Application: For most commonly used materials such as natural stone and rock, concrete, building materials and granite.

d ₁	d ₆	pcs/PU	Item no.	€ / PU
110	15,0	1	752.1003	192,40



Execution: Diamond cup wheels with large venting holes for reduced core heat and longer tool life. Special type with ø15mm bore for Makita machines.

Application: For most commonly used abrasive materials and screed.

d ₁	d ₆	pcs/PU	Item no.	€ / PU
110	15,0	1	752.1013	192,40

747

Diamond cup wheel Premium Line (Turbo-Mini), M14

ROTEC®




Execution: Mini cup wheel ø50mm, specifically for small repairs. Due to the small diameter, the user has better view and more control over the tool. With M14 drive for use on angle grinders.

Application: Suitable for garnite, concrete, porcelain, ceramic tiles, removal of glue residues, etc.

d ₁	d ₆	pcs/PU	Item no.	€ / PU
50	M14	1	747.2050	61,36

Diamond cup wheel Premium Line (Turbo), M14




Execution: Powerfull cup wheels with Turbo layout. Flange with M14 thread for direct mounting on angle grinders.

Application: For all commonly used materials such as natural stone and rock, concrete, building materials and granite.

d ₁	d ₆	Grit	pcs/PU	Item no.	€ / PU
100	M14	Coarse	1	747.1003	166,40
100	M14	Medium	1	747.1013	156,00
100	M14	Fine	1	747.1023	156,00

755

Diamond cup wheel PCD



Execution: Cup wheels with PCD (Poly Crystalline Diamond) cutting edges.

Application: For fast can clean removal of adhesive residues, 2-component coatings and semi-hardened fresh concrete. Very long tool life and no clogging of the tool.

d ₁	d ₆	pcs/PU	Item no.	€ / PU
125	22,2	1	755.1253	130,00

Diamond cup wheel PCD-X



Execution: Lightweight diamond cup wheel thanks to special geometry and PCD cutting edges. The 6 PCD cutters ensure the highest material removal rate and tool life.

Application: For quick removal of bitumen, epoxy, paint coatings, adhesives and concrete. Very suitable for all concrete and screed surfaces.

d ₁	d ₆	pcs/PU	Item no.	€ / PU
125	22,2	1	755.2125	199,00

756

Diamond cup wheel Black X



Application: Hard porcelain, steel, granite, marble and hard plastics (thermosetting polymers).

d ₁	d ₆	Grit	pcs/PU	Item no.	€ / PU
125	22,2	Coarse	1	756.1125	157,77
125	22,2	Medium	1	756.2125	157,77
125	22,2	Fine	1	756.3125	157,77
180	22,2	Coarse	1	756.1180	191,88
180	22,2	Medium	1	756.2180	191,88
180	22,2	Fine	1	756.3180	191,88

Diamond cup wheel Epoxy



Application: Ideal for removal of all kinds of coatings, glue and epoxy.

d ₁	d ₂	Grit	pcs/PU	Item no.	€ / PU
125	22,2	Coarse	1	756.4125	157,77

Universal suction hood 'DUSTOP'



Application: For cup wheels ø125mm

Description	pcs/PU	Item no.	€ / PU
DUSTOP for diamond cup wheels ø125mm - Universal vacuum cleaner connection (ø25-35mm) - Brush wreath prevents release of particle matter - Adjustable front part allows grinding into corners	1	739.9025	71,76

757

M14 Tile hole saw



Execution: Galvanic plated diamond tile hole saws with M14 internal thread for direct mounting on angle grinders. Interior (up to ø18mm) with hardwax for cooling.

Application: For drilling accurate, splinter-free and clean holes (without coolant supply / dry cutting) in rockhard tiles, flagstones, granite and ceramics. **Remove core after each hole.**

d ₁	T _{max}	pcs/PU	Item no.	€ / PU
6	35	1	757.4006	25,95
8	35	1	757.4008	25,95
10	35	1	757.4010	25,95
12	35	1	757.4012	25,95
14	35	1	757.4014	25,95
16	35	1	757.4016	28,60
18	35	1	757.4018	30,68
20	35	1	757.4020	34,84
22	35	1	757.4022	37,96
25	35	1	757.4025	40,46
27	35	1	757.4027	43,16
30	35	1	757.4030	46,70
32	35	1	757.4032	47,32

d ₁	T _{max}	pcs/PU	Item no.	€ / PU
35	35	1	757.4035	51,90
38	35	1	757.4038	57,10
40	35	1	757.4040	61,26
45	35	1	757.4045	68,12
50	35	1	757.4050	72,70
55	35	1	757.4055	75,40
60	35	1	757.4060	82,16
65	35	1	757.4065	95,68
68	35	1	757.4068	93,00
70	35	1	757.4070	95,00
75	35	1	757.4075	102,96
82	35	1	757.4082	113,36

M14 Tile hole saw set, in plastic case



Execution: Galvanic plated diamond tile hole saws with M14 internal thread for direct mounting on angle grinders. Interior (up to ø18mm) with hardwax for cooling.

Application: For drilling accurate, splinter-free and clean holes (without coolant supply / dry cutting) in rockhard tiles, flagstones, granite and ceramics. **Remove core after each hole.**

Description	Type	Content	pcs/PU	Item no.	€ / PU
5 pc M14 drill bit set	757	1x ø6, 8, 10, 12 and 14mm	1	757.9001	140,40
8 piece M14 drill bit set	757	1x ø20, 25, 32, 35, 40, 50, 60 and 68mm	1	757.9005	410,80


Execution: Adapter from hex. 9 mm to M14 (ext. thread)



A ₁	A ₂	pcs/PU	Item no.	€ / PU
hex. 9	M14 (M)	1	779.0136	19,95

757

M14 Tile hole saw, PREMIUM



Execution: Vacuum brazed diamond for high speeds and longer tool life. The tile hole saws ø6-14 are filled with paraffin that ensures cooling and abrasive retention. With M14 fitting. For use in all common (battery) grinders from 10,000 rpm. Regular cooling breaks, possibly with water, increases the tool life of the product.

Application: For drilling holes in hard baked tiles, natural stone, ceramic tiles and thin granite.



d ₁	T _{max}	pcs/PU	Item no.	€ / PU
6	35	1	757.5006	28,55
8	35	1	757.5008	28,55
10	35	1	757.5010	28,55
12	35	1	757.5012	28,55
14	35	1	757.5014	28,55
20	45	1	757.5020	38,32
25	45	1	757.5025	44,50
30	45	1	757.5030	51,37
32	45	1	757.5032	52,05
35	45	1	757.5035	57,09

d ₁	T _{max}	pcs/PU	Item no.	€ / PU
40	45	1	757.5040	67,38
45	45	1	757.5045	74,93
50	45	1	757.5050	79,97
55	45	1	757.5055	82,94
60	45	1	757.5060	90,38
65	45	1	757.5065	105,25
68	45	1	757.5068	106,30
70	45	1	757.5070	109,46
75	45	1	757.5075	113,26
82	45	1	757.5082	124,70

M14 Tile hole saw set, PREMIUM, in plastic case




Execution: Galvanic plated diamond tile hole saws with M14 internal thread for direct mounting on angle grinders. Interior (up to ø18mm) with hardwax for cooling.

Application: For drilling holes in hard baked tiles, natural stone, ceramic tiles and thin granite.

Description	Type	Content	pcs/PU	Item no.	€ / PU
5 pc M15 drill bit set	757	1x ø6, 8, 10, 12 and 14mm	1	757.9040	149,00
4 pc M14 drill bit set	757	1x ø25, 32, 50 and 68mm	1	757.9050	282,83
4 piece M14 drill bit set	757	1x ø25, 35, 50 and 68mm	1	757.9051	287,85

M14 Diamond router finger



Execution: For milling, chamfering, drilling and expansion.

Application: For dry use on porcelain, ceramics, stoneware, natural and artificial stone, granite, marble, clinker, roof tiles, concrete, etc.

d ₁	T _{max}	pcs/PU	Item no.	€ / PU
20	40	1	757.6020	78,00



758

Tile drill bit



Execution: Galvanic plated diamond drill bits with hexagonal (HEX 8.5) shank. Interior with hardwax for cooling.

Application: For drilling accurate, splinter-free and clean holes (without coolant supply / dry cutting) in rockhard tiles, flagstones, granite and ceramics. **Remove core after each hole.**

d ₁	T _{max}	pcs/PU	Item no.	€ / PU
5	35	1	758.3050	23,95
6	35	1	758.3060	23,95
8	35	1	758.3080	27,00
10	35	1	758.3100	27,00
12	35	1	758.3120	27,00
14	35	1	758.3140	32,00

Tile drill bit set, in plastic case




Execution: Galvanic plated diamond drill bits with hexagonal (HEX 8.5) shank. Interior with hardwax for cooling.

Application: For drilling accurate, splinter-free and clean holes (without coolant supply / dry cutting) in rockhard tiles, flagstones, granite and ceramics. **Remove core after each hole.**

Description	Type	Content	pcs/PU	Item no.	€ / PU
5 pc set diamond tile drill bit set	758.3	1x ø5, 6, 8, 10 and 12mm	1	758.3990	129,00

758

PREMIUM Tile drill bit with wax, 1/4" E6.3



Execution: Vacuum brazed diamond for high speeds and longer tool life. The tile drills are filled with paraffin that provides cooling and abrasive retention. With 1/4"-E6.3 bit shank. For use in all common (cordless) drills, at highest speed and without hammering. Min. speed 1,500 rpm
Regular cooling pauses, optionally with water, increases the tool life of the product.

Application: For drilling holes in hard baked tiles, natural stone, ceramic tiles and thin granite.

d ₁	T _{max}	pcs/PU	Item no.	€ / PU
5	33	1	758.5050	26,35
6	33	1	758.5060	26,35
8	43	1	758.5080	29,70
10	43	1	758.5100	29,70
12	43	1	758.5120	29,70

PREMIUM Tile drill bit set with wax, 1/4" E6.3, in case



Execution: Vacuum brazed diamond for high speeds and longer tool life. The tile drills are filled with paraffin that provides cooling and abrasive retention. With 1/4"-E6.3 bit shank. For use in all common (cordless) drills, at highest speed and without hammering. Min. speed 1,500 rpm
Regular cooling pauses, optionally with water, increases the tool life of the product.

Application: For drilling holes in hard baked tiles, natural stone, ceramic tiles and thin granite.

Description	Type	Content	pcs/PU	Item no.	€ / PU
5 pc set diamond tile drill bit set	758.3	1x ø5, 6, 8, 10 and 12mm	1	758.5990	143,50

758

Cooling wax

ROTEC®



NEW



Execution: Specially developed wax for diamond drills that efficiently dissipates heat which then results in longer tool life.

Application: Dip the tip of the hot diamond drill into the wax for two seconds. Then let it cool for 4 seconds and resume drilling.

Remark: Packed per 12 pcs in a carton display.

Content (ml)	Weight (gr)	☼	pcs/PU	Item no.	€ / PU
30	36	12	1	758.9900	4,99

758

Tile drill bit

ROTEC®



Execution: Galvanic plated diamond drill bits with cylindrical shank.

Application: For drilling accurate, splinter-free and clean holes (with coolant supply / wet cutting) in rockhard tiles, flagstones, granite and ceramics. **Remove core after each hole.**

d ₁	T _{max}	pcs/PU	Item no.	€ / PU
5	30	1	758.0500	7,90
6	30	1	758.0600	9,57
8	30	1	758.0800	11,65
10	30	1	758.1000	13,31
12	30	1	758.1200	14,98

Tile drill bit set

ROTEC®



Execution: Galvanic plated diamond drill bits with cylindrical shank.

Application: For drilling accurate, splinter-free and clean holes (with coolant supply / wet cutting) in rockhard tiles, flagstones, granite and ceramics. **Remove core after each hole.**

Description	Type	Content	pcs/PU	Item no.	€ / PU
8 piece diamond tile drill bit set	758.0	<u>Diamond drill bits:</u> ø5, ø6, ø8, ø10 and ø12mm, 1 piece each <u>Accessories:</u> 1x MiniGuide (fixed with suction cup, cools and guides drill bit) 1x water pump 1x hex-key	1	758.9000	82,16
6 piece diamond tile drill bit set	758.0	<u>Diamond drill bits:</u> ø5, ø6, ø8, ø10 and ø12mm, 1 piece each <u>Accessories:</u> 1x hex-key	1	758.9005	50,96

Accessories


ROTEC®



Description	pcs/PU	Item no.	€ / PU
Water pump	1	758.9015	13,73
MiniGuide	1	758.9010	16,64

759

Tile hole saw



Execution: Galvanic plated diamond tile hole saws.
Application: For splinter free, clean and precise holes in granite, ceramics and (double) baked tiles.
Attention: Hole saws in diameters $\varnothing 18$, $\varnothing 22$ and $\varnothing 25$ are with cylindrical shank.

d ₁	T _{max}	pcs/PU	Item no.	€ / PU
18	30	1	759.0180	27,96
22	30	1	759.0220	36,39
25	30	1	759.0250	40,11
32	25	1	759.0320	28,47
35	30	1	759.0350	33,00
38	25	1	759.0380	34,29
43	25	1	759.0430	37,66
50	25	1	759.0500	41,02
60	25	1	759.0600	44,93
68	25	1	759.0680	49,82
73	25	1	759.0730	59,23
82	25	1	759.0830	68,59

Accessories



Description	pcs/PU	Item no.	€ / PU
Adapter + pilot drill bit	1	759.9005	9,15
EasyGuide	1	759.9010	43,68

Tile hole saw set, in aluminium case



Execution: Galvanic plated diamond tile hole saws.
Application: For splinter free, clean and precise holes in granite, ceramics and (double) baked tiles.

Description	Type	Content	pcs/PU	Item no.	€ / PU
10 pc Tile hole saw set	759	1x $\varnothing 18$, 22, 25, 32, 38, 43, 50 and 83 1x adapter 1x hex-key	1	759.9001	200,93
12 pc Tile hole saw set	759	1x $\varnothing 18$, 22, 25, 32, 38, 43, 50 and 83 1x adapter 1x EasyGuide 1x water pump 1x hex-key	1	759.9000	239,04

760

Diamond core drill bit, 4 segments

ROTEC®




Application: Limestone and masonry.

d ₁	F ₁	Slots	pcs/PU	Item no.	€ / PU
82	M16	Side	1	760.0082	83,54
77	M16	Rear	1	760.0177	106,64
82	M16	Rear	1	760.0182	86,11

Diamond core drill bit, 5 segments

ROTEC®




Application: Limestone and masonry.

d ₁	F ₁	Slots	pcs/PU	Item no.	€ / PU
82	M16	Side	1	762.0082	93,06
82	M16	Rear	1	762.0182	95,53

763


Diamond core drill bit, Special-Line

ROTEC®



Application: High-density limestone.

d ₁	F ₁	Slots	pcs/PU	Item no.	€ / PU
82	M16	Rear	1	763.0182	85,28



Execution: With roof-shaped segments made of corrugated diamond. Longer tool life and suitable for use machines with "soft hammer"-mode.

d ₁	F ₁	Slots	pcs/PU	Item no.	€ / PU
82	M16	Rear	1	763.1182	85,00



Execution: With M-shaped segments for fast drilling and longer tool life.


Application: For dry-cutting applications.

d ₁	F ₁	Slots	pcs/PU	Item no.	€ / PU
82	M16	Rear	1	763.5182	115,43

764

Diamond core drill bit, ECO, 4 segments

ROTEC®




Execution: Each core drill bit is supplied with a pilot drill bit and an adapter.

Application: For use on limestone and masonry.

d ₁	A ₁	F ₁	Slots	pcs/PU	Item no.	€ / PU
68	HEX	M16	Side	1	764.0068	47,84
82	HEX	M16	Side	1	764.0082	46,80
68	SDS+	M16	Side	1	764.0168	48,76
82	SDS+	M16	Side	1	764.0182	46,80

770 Diamond core drill bit, wet



Execution: Diamond core drill bit for use with coolant (water). Connection 1/2"-14 BSP (External thread / male). **Other dimensions or connection types upon request.**

Application: Specifically developed for drilling in reinforced concrete and all other hard to very hard (natural) stones or rocks.

d ₁	T _{max}	Segments	F ₁	pcs/PU	Item no.	€ / PU
82	70	8	1/2" (M)	1	770.0821	150,68

765 Dust extraction unit



Execution: To be mounted on top of diamond core drill bit with **ventilation slots on the rear side**. Works with any brand of industrial vacuum cleaner.


Application: For dust-free dry cutting applications with diamond core drill bits.

Description	pcs/PU	Item no.	€ / PU
Dust extraction unit, w.o. pilot (M16)	1	765.8182	82,50
Dust extraction unit, w.o. pilot (M18)	1	765.8183	82,50
Dust extraction unit, w.o. pilot (5/8")	1	765.8184	82,50
Rubber adapter dust extraction unit	1	765.8905	14,97



Description	pcs/PU	Item no.	€ / PU
Pilot for dust extraction units for core drill bits	1	765.8901	22,62

769 Adapter with pilot drill bit



Execution: Adapters for diamond core drill bits with M16 drive. Supplied including pilot drill bit.

Description	A ₁	A ₂	pcs/PU	Item no.	€ / PU
A-cone	HEX 13	M16 (ext.)	1	769.0001	11,44
Cylindrical	HEX 13	M16 (ext.)	1	769.0002	14,54
A-cone	SDS-plus	M16 (ext.)	1	769.0003	11,44


Pilot drill bit (769)



Execution: Pilot drill bit with A-cone.

Description	d ₁	l ₁	pcs/PU	Item no.	€ / PU
Pilot drill bit	ø6,5	130	1	769.0005	5,20


207 Accessories



Nr.	A ₁	A ₂	l ₁	pcs/PU	Item no.	€ / PU
1	SDS-plus	M16	105	1	208.5006	32,46
1	SDS-plus	M16	220	1	208.5007	46,98
1	SDS-plus	M16	350	1	208.5008	66,70
2	Hex. 11	M16	220	1	208.5011	29,64

770

Diamond core drill bit (1/2"), wet



Execution: Diamond core drill bit for wet use.
Other lengths and/or connection types upon request.

Application: Specifically developed for drilling in reinforced concrete and all other hard to very hard (natural) stones or rocks.

Remark: If there is no value in the 'Segments' column, it concerns one closed ring.

d ₁	T _{max}	Segments	Segm. WxLxH	pcs/PU	Item no.	€ / PU
10	400		1,8 x 9	1	770.0100	82,35
12	400		1,8 x 9	1	770.0120	84,07
14	400		1,8 x 9	1	770.0140	85,46
15	400		1,8 x 9	1	770.0150	86,02
16	400		1,8 x 9	1	770.0160	86,79
18	400		1,8 x 9	1	770.0180	88,17
20	400		1,8 x 9	1	770.0200	89,50
22	400		1,8 x 9	1	770.0220	91,06
24	400		1,8 x 9	1	770.0240	91,06
25	400		1,8 x 9	1	770.0250	91,65
26	400		1,8 x 9	1	770.0260	92,43
28	400		1,8 x 9	1	770.0280	96,47
30	400		1,8 x 9	1	770.0300	97,85
32	400		1,8 x 9	1	770.0320	101,90
35	400		1,8 x 9	1	770.0350	102,68
38	400		2,0 x 9	1	770.0380	108,36
40	400		2,0 x 9	1	770.0400	119,16
42	400		2,0 x 9	1	770.0420	119,16
46	400	4	24 x 2,5 x 9	1	770.0460	110,04
51	400	5	24 x 2,5 x 9	1	770.0510	122,22
53	400	5	24 x 2,5 x 9	1	770.0530	146,45
56	400	5	24 x 2,5 x 9	1	770.0560	136,21
61	400	6	24 x 2,5 x 9	1	770.0610	149,94
66	400	6	24 x 2,5 x 9	1	770.0660	156,36

d ₁	T _{max}	Segments	Segm. WxLxH	pcs/PU	Item no.	€ / PU
71	400	7	24 x 2,5 x 9	1	770.0710	164,88
73	400	7	24 x 2,5 x 9	1	770.0730	247,11
76	400	7	24 x 2,5 x 9	1	770.0760	169,92
81	400	8	24 x 2,5 x 9	1	770.0810	168,49
82	70	8	24 x 2,5 x 9	1	770.0821	150,68
85	70	8	24 x 2,5 x 9	1	770.0851	150,68
86	400	8	24 x 2,5 x 9	1	770.0860	193,17
91	400	9	24 x 2,5 x 9	1	770.0910	203,79
96	400	9	24 x 2,5 x 9	1	770.0960	256,49
101	400	9	24 x 2,5 x 9	1	770.1010	204,79
105	400	9	24 x 2,5 x 9	1	770.1050	270,83
111	400	10	24 x 2,5 x 9	1	770.1110	227,82
115	400	10	24 x 2,5 x 9	1	770.1150	253,61
121	400	11	24 x 2,5 x 9	1	770.1210	252,23
126	400	11	24 x 2,5 x 9	1	770.1260	278,19
131	400	11	24 x 3,0 x 9	1	770.1310	262,91
141	400	12	24 x 3,0 x 9	1	770.1410	301,27
151	400	13	24 x 3,0 x 9	1	770.1510	323,14
160	400	14	24 x 3,5 x 9	1	770.1600	339,79
165	400	14	24 x 3,5 x 9	1	770.1650	346,73
170	400	14	24 x 3,5 x 9	1	770.1700	349,48
180	400	15	24 x 3,5 x 9	1	770.1800	365,97
200	400	15	24 x 3,5 x 9	1	770.2000	380,87

779

Extending diamond core drill bits (wet), per 100mm




Description	d (min-max)	pcs/PU	Item no.	€ / PU
Extra length, per every 100 mm	ø10 - 30	1	779.1000	6,80
Extra length, per every 100 mm	ø31 - 49	1	779.1001	8,74
Extra length, per every 100 mm	ø50 - 67	1	779.1002	11,62
Extra length, per every 100 mm	ø70 - 87	1	779.1003	14,55
Extra length, per every 100 mm	ø90 - 107	1	779.1004	17,44
Extra length, per every 100 mm	ø110 - 142	1	779.1005	21,32
Extra length, per every 100 mm	ø150 - 175	1	779.1006	25,19
Extra length, per every 100 mm	ø180 - 200	1	779.1007	29,06

770

Diamond core socket drill bit (1/2"), wet

ROTEC®



Execution: Diamond core drill bit for wet use.
Application: Specifically developed for drilling in reinforced concrete and all other hard to very hard (natural) stones or rocks.

d ₁	T _{max}	Segments	Segm. WxLxH	pcs/PU	Item no.	€ / PU
82	70	8	24 x 2,5 x 9	1	770.0821	150,68
85	70	8	24 x 2,5 x 9	1	770.0851	150,68

Diamond core drill bit for ventilation holes (1/2"), wet

ROTEC®




Execution: Diamond core drill bit for wet use.
Other lengths and/or connection types upon request.
Application: Specifically developed for drilling in reinforced concrete and all other hard to very hard (natural) stones or rocks.

d ₁	T _{max}	Segments	Segm. WxLxH	pcs/PU	Item no.	€ / PU
52	630	5	24 x 2,5 x 9	1	770.0515	210,95

770

Diamond core drill bit (1.1/4"), wet

ROTEC®




Execution: Diamond core drill bit for wet use.
Application: Specifically developed for drilling in reinforced concrete and all other hard to very hard (natural) stones or rocks.
Remark: If there is no value in the 'Segments' column, it concerns one closed ring.

d ₁	T _{max}	Segments	Segm. WxLxH	pcs/PU	Item no.	€ / PU
25	400		2,5 x 9	1	770.0252	109,47
28	400		2,5 x 9	1	770.0281	105,30
30	400		2,5 x 9	1	770.0301	114,68
32	400		2,5 x 9	1	770.0321	109,04
40	400		2,5 x 9	1	770.0402	120,89
42	400		2,5 x 9	1	770.0422	118,90
47	400	4	24 x 3,5 x 9	1	770.0472	122,65
52	400	5	24 x 3,5 x 9	1	770.0522	127,12
62	400	6	24 x 3,5 x 9	1	770.0622	152,87
67	400	6	24 x 3,5 x 9	1	770.0672	163,33
72	400	7	24 x 3,5 x 9	1	770.0722	170,87
77	400	7	24 x 3,5 x 9	1	770.0772	179,99
82	400	8	24 x 3,5 x 9	1	770.0822	162,56
97	400	8	24 x 3,5 x 9	1	770.0972	230,54
102	400	9	24 x 3,5 x 9	1	770.1022	214,65
107	400	9	24 x 3,5 x 9	1	770.1072	234,62
112	400	9	24 x 3,5 x 9	1	770.1112	238,50
117	400	10	24 x 3,5 x 9	1	770.1152	243,71
122	400	11	24 x 3,5 x 9	1	770.1222	259,42
127	400	11	24 x 3,5 x 9	1	770.1272	265,41
132	400	11	24 x 3,5 x 9	1	770.1322	248,96

d ₁	T _{max}	Segments	Segm. WxLxH	pcs/PU	Item no.	€ / PU
142	400	12	24 x 3,5 x 9	1	770.1422	292,74
152	400	13	24 x 3,5 x 9	1	770.1522	317,15
160	400	14	24 x 3,5 x 9	1	770.1602	347,15
165	400	14	24 x 3,5 x 9	1	770.1652	454,44
170	400	14	24 x 3,5 x 9	1	770.1702	356,45
180	400	15	24 x 3,5 x 9	1	770.1802	371,40
200	400	15	24 x 3,5 x 9	1	770.2002	389,60
210	400	15	24 x 3,5 x 9	1	770.2102	589,91
220	400	17	24 x 4,5 x 9	1	770.2202	593,40
230	400	17	24 x 4,5 x 9	1	770.2302	596,89
240	400	17	24 x 4,5 x 9	1	770.2402	600,38
250	400	18	24 x 4,5 x 9	1	770.2502	617,42
280	400	19	24 x 4,5 x 9	1	770.2802	683,85
300	400	20	24 x 4,5 x 9	1	770.3002	704,77
320	400	20	24 x 4,5 x 9	1	770.3202	814,03
350	400	23	24 x 4,5 x 9	1	770.3502	852,78
400	400	28	24 x 4,5 x 9	1	770.4002	1.018,61
450	400	30	24 x 4,5 x 9	1	770.4502	1.181,72
500	400	30	24 x 4,5 x 9	1	770.5002	1.323,15
600	400	33	24 x 5,0 x 9	1	770.6002	1.564,35

Diamond core drill bit (M30), wet



Execution: Diamond core drill bit for wet use.

Application: Specifically developed for drilling in reinforced concrete and all other hard to very hard (natural) stones or rocks.


Remark: If there is no value in the 'Segments' column, it concerns one closed ring.

d ₁	T _{max}	Segments	Segm. WxLxH	pcs/PU	Item no.	€ / PU
18	400		1,8 x 9	1	770.0183	88,17
20	400		1,8 x 9	1	770.0203	107,40
22	400		1,8 x 9	1	770.0223	109,27
24	400		1,8 x 9	1	770.0243	91,06
25	400		1,8 x 9	1	770.0253	109,98
26	400		1,8 x 9	1	770.0263	92,43
28	400		1,8 x 9	1	770.0283	115,76
30	400		1,8 x 9	1	770.0303	117,42
32	400		1,8 x 9	1	770.0323	122,28
35	400		1,8 x 9	1	770.0353	123,22
40	400		2,0 x 9	1	770.0403	119,16
46	400	4	24 x 2,5 x 9	1	770.0463	110,04
51	400	5	24 x 2,5 x 9	1	770.0513	122,22
53	400	5	24 x 2,5 x 9	1	770.0533	146,45
56	400	5	24 x 2,5 x 9	1	770.0563	136,21
61	400	6	24 x 2,5 x 9	1	770.0613	149,94
66	400	6	24 x 2,5 x 9	1	770.0663	156,36
71	400	7	24 x 2,5 x 9	1	770.0713	164,88

d ₁	T _{max}	Segments	Segm. WxLxH	pcs/PU	Item no.	€ / PU
76	400	7	24 x 2,5 x 9	1	770.0763	169,92
81	400	8	24 x 2,5 x 9	1	770.0813	168,49
86	400	8	24 x 2,5 x 9	1	770.0863	193,17
91	400	9	24 x 2,5 x 9	1	770.0913	203,79
96	400	9	24 x 2,5 x 9	1	770.0963	256,49
101	400	9	24 x 2,5 x 9	1	770.1013	204,79
105	400	9	24 x 2,5 x 9	1	770.1053	270,83
111	400	10	24 x 2,5 x 9	1	770.1113	227,82
115	400	10	24 x 2,5 x 9	1	770.1153	253,61
121	400	11	24 x 2,5 x 9	1	770.1213	252,23
126	400	11	24 x 2,5 x 9	1	770.1263	278,19
131	400	11	24 x 3,0 x 9	1	770.1313	262,91
141	400	12	24 x 3,0 x 9	1	770.1413	301,27
151	400	13	24 x 3,0 x 9	1	770.1513	323,14
160	400	14	24 x 3,5 x 9	1	770.1603	339,79
170	400	14	24 x 3,5 x 9	1	770.1703	349,48
180	400	15	24 x 3,5 x 9	1	770.1803	365,97
200	400	15	24 x 3,5 x 9	1	770.2003	380,87

773

Diamond core drill bit for natural stone (1/2"), wet



Execution: Diamond core drill bit for wet use.
Other lengths upon request.

Application: Specifically developed for drilling in natural stone or rock, granite, tiles, concrete, etc.


Remark: If there is no value in the 'Segments' column, it concerns one closed ring.

d ₁	T _{max}	Segments	Segm. WxLxH	pcs/PU	Item no.	€ / PU
6,3	50		1,15 x 7	1	773.0063	58,12
8,3	50		1,15 x 7	1	773.0083	61,99
10	50		1,6 x 9	1	773.0100	66,85
12	50		1,8 x 9	1	773.0120	73,62
14	50		1,8 x 9	1	773.0140	82,35
15	50		1,8 x 9	1	773.0150	83,13
16	50		1,8 x 9	1	773.0160	83,69
18	50		1,8 x 9	1	773.0180	85,24
20	50		1,8 x 9	1	773.0200	86,61
22	50		1,8 x 9	1	773.0220	87,95
24	50		1,8 x 9	1	773.0240	87,95
25	50		1,8 x 9	1	773.0250	88,59
26	50		1,8 x 9	1	773.0260	89,33
28	50		1,8 x 9	1	773.0280	93,21
30	50		1,8 x 9	1	773.0300	94,36

d ₁	T _{max}	Segments	Segm. WxLxH	pcs/PU	Item no.	€ / PU
32	50		1,8 x 9	1	773.0320	98,24
35	50		1,8 x 9	1	773.0350	98,81
36	50		2 x 9	1	773.0360	100,96
40	50		2 x 9	1	773.0400	113,91
42	50		2 x 9	1	773.0420	116,24
45	50	4	26 x 2,5 x 8	1	773.0450	119,55
50	50	4	26 x 2,5 x 8	1	773.0500	136,38
51	50	5	26 x 2,5 x 8	1	773.0510	150,33
55	50	5	26 x 2,5 x 8	1	773.0550	141,25
60	50	5	26 x 2,5 x 8	1	773.0600	154,59
65	50	6	26 x 2,5 x 8	1	773.0650	160,41
70	50	6	26 x 2,5 x 8	1	773.0700	169,31
75	50	7	26 x 2,5 x 8	1	773.0750	173,80
80	50	7	26 x 2,5 x 8	1	773.0800	184,64

776

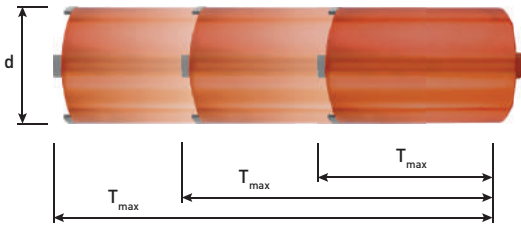
Diamond core drill bit (1.1/4"), dry



Execution: This diamond core drill bit in combination with a drill with micro-percussion is perfect for effortless dry drilling in, for example, hollow core slabs, [reinforced] concrete, bricks and general building materials. Ideal product in combination with a vacuum cleaner to work dust-free. Segments are laser welded which prevents breakage. Product of unmatched quality, the result is amazing and the drill has a long tool life.

Application: For effortless dry drilling in, for example, hollow core slabs, [reinforced] concrete, bricks and general building materials.

d ₁	S	T _{max}	Segments	Segm. WxLxH	pcs/PU	Item no.	€ / PU
27	2,0	400	3	16x3,5x10	1	776.0272	89,44
32	2,0	400	3	16x3,5x10	1	776.0322	89,44
42	2,0	300	4	16x3,5x10	1	776.0422	101,67
52	2,0	300	5	20x3,5x10	1	776.0522	118,42
62	2,0	300	6	20x3,5x10	1	776.0622	139,74
68	2,0	60	7	20x3,5x10	1	776.0680	159,02
68	2,0	300	7	20x3,5x10	1	776.0682	159,02
72	2,0	300	7	20x3,5x10	1	776.0722	158,12
77	2,0	300	7	20x3,5x10	1	776.0772	153,60
82	2,0	60	8	20x3,5x10	1	776.0820	163,03
82	2,0	300	8	20x3,5x10	1	776.0822	172,19
92	2,0	300	8	20x3,5x10	1	776.0922	177,60
102	2,0	300	8	20x4,0x10	1	776.1022	181,20
112	2,0	300	9	20x4,0x10	1	776.1122	208,95
122	2,0	300	9	20x4,0x10	1	776.1222	211,64
132	2,0	300	10	20x4,0x10	1	776.1322	242,08
142	2,0	300	11	20x4,0x10	1	776.1422	263,32
152	2,0	300	12	20x4,0x10	1	776.1522	291,18
162	2,0	300	12	20x4,0x10	1	776.1622	327,98
172	2,0	300	12	20x4,0x10	1	776.1722	324,77
182	2,0	300	13	20x4,0x10	1	776.1822	341,24
202	2,5	300	15	20x4,0x10	1	776.2022	391,54



Execution: Diamond core drill bit for dry use.
Other lengths and/or connection types upon request.

Application: Specifically developed for drilling in abrasive, sandy types of stone.

Remark: If there is no value in the 'Segments' column, it concerns one closed ring.

d ₁	T _{max}	Segments	Segm. WxLxH	pcs/PU	Item no.	€ / PU
20	150		4,0 x 9	1	775.0202	72,92
25	150		4,0 x 9	1	775.0252	77,62
30	150		4,0 x 9	1	775.0302	79,86
32	150		4,0 x 9	1	775.0322	84,68
35	150		4,0 x 9	1	775.0352	84,68
38	150		4,0 x 9	1	775.0382	91,61
40	150		4,0 x 9	1	775.0402	91,61
42	150		4,0 x 9	1	775.0422	97,51
47	150	3	4,0 x 9	1	775.0472	98,71
52	150	3	4,0 x 9	1	775.0522	98,71
54	150	3	4,0 x 9	1	775.0542	98,71
57	150	3	4,0 x 9	1	775.0572	98,71
62	150	4	4,0 x 9	1	775.0622	108,18
64	150	4	4,0 x 9	1	775.0642	108,49
68	150	4	4,0 x 9	1	775.0682	108,49
72	150	4	4,0 x 9	1	775.0722	119,94
76	150	4	4,0 x 9	1	775.0762	119,94
77	150	4	4,0 x 9	1	775.0772	119,94
82	150	4	4,0 x 9	1	775.0823	124,64
86	150	4	4,0 x 9	1	775.0862	138,62
87	150	4	4,0 x 9	1	775.0872	124,64
92	150	4	4,0 x 9	1	775.0923	138,62
102	150	4	4,0 x 9	1	775.1022	155,20
105	150	4	4,0 x 9	1	775.1052	184,30
107	150	4	4,0 x 9	1	775.1072	169,23
112	150	4	4,0 x 9	1	775.1122	169,23
122	150	4	4,0 x 9	1	775.1222	190,45
127	150	5	4,0 x 9	1	775.1272	206,90
132	150	5	4,0 x 9	1	775.1322	213,96
142	150	5	4,0 x 9	1	775.1422	263,98
152	150	5	4,0 x 9	1	775.1522	271,52
162	150	5	4,0 x 9	1	775.1622	327,57

20	300		3,0 x 9	1	775.0201	79,86
25	300		3,0 x 9	1	775.0251	84,68
30	300		3,0 x 9	1	775.0301	86,96
32	300		3,0 x 9	1	775.0321	92,21
35	300		3,0 x 9	1	775.0351	92,21
40	300		3,0 x 9	1	775.0401	99,14
42	300		3,0 x 9	1	775.0421	106,25
47	300	3	4,0 x 9	1	775.0471	106,25
52	300	3	4,0 x 9	1	775.0521	111,37
57	300	3	4,0 x 9	1	775.0571	111,37
62	300	4	4,0 x 9	1	775.0621	120,84
72	300	4	4,0 x 9	1	775.0721	134,87
77	300	4	4,0 x 9	1	775.0771	134,87
82	300	4	4,0 x 9	1	775.0821	139,70
87	300	4	4,0 x 9	1	775.0871	139,70

d ₁	T _{max}	Segments	Segm. WxLxH	pcs/PU	Item no.	€ / PU
92	300	4	4,0 x 9	1	775.0921	156,87
102	300	4	4,0 x 9	1	775.1021	173,28
112	300	4	4,0 x 9	1	775.1121	190,75
122	300	4	4,0 x 9	1	775.1221	211,85
127	300	5	4,0 x 9	1	775.1271	228,29
132	300	5	4,0 x 9	1	775.1321	235,36
142	300	5	4,0 x 9	1	775.1421	263,98
152	300	5	4,0 x 9	1	775.1521	295,02
162	300	5	4,0 x 9	1	775.1621	351,08
14	120		3,0 x 9	1	775.0140	79,86
18	400		3,0 x 9	1	775.0180	86,96
20	400		3,0 x 9	1	775.0200	86,96
22	400		3,0 x 9	1	775.0220	86,96
25	400		3,0 x 9	1	775.0250	91,61
30	400		3,0 x 9	1	775.0300	94,02
32	400		3,0 x 9	1	775.0320	99,61
35	400		3,0 x 9	1	775.0350	99,61
40	400		3,0 x 9	1	775.0400	106,68
42	400		3,0 x 9	1	775.0420	106,68
47	400	3	4,0 x 9	1	775.0470	113,78
52	400	3	4,0 x 9	1	775.0520	124,15
57	400	3	4,0 x 9	1	775.0570	124,15
62	400	4	4,0 x 9	1	775.0620	133,50
67	400	4	4,0 x 9	1	775.0670	149,94
72	400	4	4,0 x 9	1	775.0720	149,94
73	400	4	4,0 x 9	1	775.0730	149,98
77	400	4	4,0 x 9	1	775.0770	149,94
82	400	4	4,0 x 9	1	775.0820	154,59
85	400	4	4,0 x 9	1	775.0850	154,59
87	400	4	4,0 x 9	1	775.0870	154,59
92	400	4	4,0 x 9	1	775.0920	175,09
102	400	4	4,0 x 9	1	775.1020	191,53
107	400	4	4,0 x 9	1	775.1070	221,50
112	400	4	4,0 x 9	1	775.1120	212,15
117	400	4	4,0 x 9	1	775.1170	233,33
122	400	4	4,0 x 9	1	775.1220	233,42
127	400	4	4,0 x 9	1	775.1270	249,82
132	400	4	4,0 x 9	1	775.1320	256,92
138	400	4	4,0 x 9	1	775.1380	295,06
142	400	4	4,0 x 9	1	775.1420	295,02
152	400	4	4,0 x 9	1	775.1520	318,53
157	400	4	4,0 x 9	1	775.1550	374,58
162	400	4	4,0 x 9	1	775.1600	374,58
165	400	4	4,0 x 9	1	775.1650	374,54
170	400	4	4,0 x 9	1	775.1700	394,77
200	400	4	4,0 x 9	1	775.2000	417,38

779


Extending diamond core drill bits (dry), per 100mm



Description	d (min-max)	pcs/PU	Item no.	€ / PU
Extra length, per every 100 mm	ø10 - 30	1	779.1000	6,80
Extra length, per every 100 mm	ø31 - 49	1	779.1001	8,74
Extra length, per every 100 mm	ø50 - 67	1	779.1002	11,62
Extra length, per every 100 mm	ø70 - 87	1	779.1003	14,55
Extra length, per every 100 mm	ø90 - 107	1	779.1004	17,44
Extra length, per every 100 mm	ø110 - 142	1	779.1005	21,32
Extra length, per every 100 mm	ø150 - 175	1	779.1006	25,19
Extra length, per every 100 mm	ø180 - 200	1	779.1007	29,06

775

Diamond core drill bit (1/2"), dry



Execution: Diamond core drill bit for dry use.
Other lengths and/or connection types upon request.

Application: Specifically developed for drilling in abrasive, sandy types of stone.

Remark: If there is no value in the 'Segments' column, it concerns one closed ring.



d ₁	T _{max}	Segments	Segm. WxLxH	pcs/PU	Item no.	€ / PU
20	400		3,0 x 9	1	775.0204	86,96
22	400		3,0 x 9	1	775.0224	86,96
25	400		3,0 x 9	1	775.0254	91,61
30	400		3,0 x 9	1	775.0304	94,02
35	400		3,0 x 9	1	775.0354	99,61
40	400		3,0 x 9	1	775.0404	106,68
42	400		3,0 x 9	1	775.0424	106,68
47	400	3	4,0 x 9	1	775.0474	113,78
52	400	3	4,0 x 9	1	775.0524	124,15
57	400	3	4,0 x 9	1	775.0574	124,15
62	400	4	4,0 x 9	1	775.0624	133,50
72	400	4	4,0 x 9	1	775.0724	149,94

d ₁	T _{max}	Segments	Segm. WxLxH	pcs/PU	Item no.	€ / PU
77	400	4	4,0 x 9	1	775.0774	149,94
82	400	4	4,0 x 9	1	775.0824	154,59
87	400	4	4,0 x 9	1	775.0874	154,59
92	400	4	4,0 x 9	1	775.0924	175,09
102	400	4	4,0 x 9	1	775.1024	191,53
112	400	4	4,0 x 9	1	775.1124	212,15
122	400	4	4,0 x 9	1	775.1224	233,42
127	400	5	4,0 x 9	1	775.1274	249,82
132	400	5	4,0 x 9	1	775.1324	256,92
152	400	5	4,0 x 9	1	775.1524	318,53
162	400	5	4,0 x 9	1	775.1624	374,58

779

Diamond core drill bit (M16), dry, 150mm

ROTEC®



Execution: Diamond core drill bit for dry use. Standard with M16 internal thread (F).

Application: Very suited for drilling in tiles, bricks, lime stone, aerated concrete, etc.

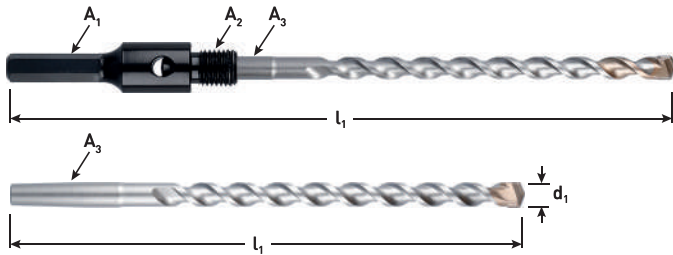
Remark: If there is no value in the 'Segments' column, it concerns one closed ring.

d ₁	T _{max}	Segments	Segm. WxLxH	pcs/PU	Item no.	€ / PU
32	150		3,0 x 9	1	779.9905	42,70
52	150	3	24 x 4,0 x 9	1	779.9910	50,43
82	150	4	24 x 4,0 x 9	1	779.9915	84,95
112	150	4	24 x 4,0 x 9	1	779.9920	91,31
132	150	5	24 x 4,0 x 9	1	779.9925	101,75

769

Adapter with pilot drill bit

ROTEC®



Execution: Adapter with pilot drill bit for diamond core drill bit 779.99xx with M16 and 150mm long.

Description	A ₁	A ₂	A ₃	l ₁	pcs/PU	Item no.	€ / PU
Adapter with center drill bit	HEX 13	M16 [ext.]	1:20	293	1	769.0006	30,97
Adapter with center drill bit	SDS-plus	M16 [ext.]	1:20	300	1	769.0007	30,97
TCT Center drill	n/a	n/a	1:20	225	1	207.5005	19,53

Diamond core drill bit set (M16), dry, 150mm, in case


ROTEC®



Execution: Diamond core drill bit set for dry use. Standard with M16 internal thread (F). Extend the effective drilling depth up to 300mm with the included extensions. Supplied including all accessories in a handy trolley.

Application: Drill the popular sizes of holes quickly and easily in tiles, bricks, lime stone, aerated concrete, etc.

Description	Type	Content	pcs/PU	Item no.	€ / PU
11 piece Diamond core drill bit set dry	779.9	1x ø32, 52, 82, 112 and 132 1x pilot drill bit 1x drift key 1x adapter SDS+, 80mm 1x adapter HEX, 80mm 1x extension SDS+, 250mm 1x extension 6-knt, 250mm	1	779.9900	326,51



Nr.	A ₁	A ₂	l ₁	pcs/PU	Item no.	€ / PU
1	1/2" (M)	1/2" (F)	100	1	779.0004	34,94
1	1/2" (M)	1/2" (F)	200	1	779.0005	49,14
1	1/2" (M)	1/2" (F)	300	1	779.0006	70,98
1	1/2" (M)	1/2" (F)	400	1	779.0007	81,90
1	1/2" (M)	1/2" (F)	500	1	779.0008	103,74
2	1.1/4" (M)	1.1/4" (F)	100	1	779.0010	49,14
2	1.1/4" (M)	1.1/4" (F)	200	1	779.0011	60,06
2	1.1/4" (M)	1.1/4" (F)	300	1	779.0012	81,90
2	1.1/4" (M)	1.1/4" (F)	400	1	779.0013	103,74
2	1.1/4" (M)	1.1/4" (F)	500	1	779.0014	120,12
2	M16x2 (M)	M16x2 (F)	100	1	779.0015	88,34
2	M16x2 (M)	M16x2 (F)	200	1	779.0016	98,28
2	M16x2 (M)	M16x2 (F)	300	1	779.0017	98,28
2	M14 (M)	M14 (F)	300	1	779.0020	87,36
2	M18x2,5 (F)	M18x2,5 (F)	200	1	779.0021	101,64
2	M18x2,5 (F)	M18x2,5 (F)	300	1	779.0022	92,40

Adapters



Execution: Adapter from hex. 12,7 to 1/2"-14 BSP(G) (int. thread)

A ₁	A ₂	pcs/PU	Item no.	€ / PU
HEX 12,7	1/2" (F)	1	779.0050	40,05



Execution: Adapter from SDS-plus to 1/2"-14 BSP(G) (int. thread)

A ₁	A ₂	pcs/PU	Item no.	€ / PU
SDS+	1/2" (F)	1	779.0052	37,80




Execution: Adapter from hex. 9 to M14 (ext. thread)

A ₁	A ₂	pcs/PU	Item no.	€ / PU
hex. 9	M14 (M)	1	779.0136	19,95




Execution: Adapter from external thread to external thread

A ₁	A ₂	pcs/PU	Item no.	€ / PU
1/2 (M)	M14 x 1,5 (M)	1	779.0132	85,22
1/2 (M)	M16 (M) w. coolant	1	779.0105	18,38
1/2 (M)	1/2 (M)	1	779.0108	85,21
1/2 (M)	1/2 x 20 UNF (M)	1	779.0130	75,74
1/2 (M)	M30 (M)	1	779.0113	18,38
1/2 (M)	1.1/4 (M)	1	779.0120	49,14
1/2 (M)	M18 (M)	1	779.0143	85,21
5/8 (M)	R1/2 (M)	1	779.0159	71,01



Execution: Adapter from internal thread (F) to external thread (M)

A ₁	A ₂	pcs/PU	Item no.	€ / PU
1/2 (M)	M16 (F)	1	779.0104	75,35
1/2 (M)	M30 (F)	1	779.0112	85,21
M16 (M)	1/2 (F)	1	779.0107	75,35
M30 (M)	1/2 (F)	1	779.0115	85,21
1.1/4 (M)	1/2 (F)	1	779.0122	63,00
M16 (M)	M30 (F)	1	779.0117	85,18
M18 (M)	M16 x 2 (F)	1	779.0142	85,21
M16 x 2 (M)	M18 (F)	1	779.0140	67,16
5/8 - 16 (M)	M18 (F)	1	779.0144	65,52
1.1/4 (M)	M18 (F)	1	779.0145	65,52
5/8 (M)	R1/2 (F)	1	779.0162	71,01
5/8 (M)	1/2 x 20 UNF (F)	1	779.0163	71,01
5/8 (M)	M16 (F)	1	779.0164	76,44
M16 (M)	5/8 (F)	1	779.0161	76,44
M30 x 2,0 (M)	Nastroc R1/2 (F)	1	779.0170	26,78



Execution: Adapter from internal thread to internal thread


A ₁	A ₂	pcs/PU	Item no.	€ / PU
1/2 (F)	M16 (F)	1	779.0106	39,06
1/2 (F)	M30 (F)	1	779.0110	71,58
1/2 (F)	1.1/4 (F)	1	779.0121	27,30
M18 (F)	1/2 (F)	1	779.0141	85,21
5/8 (F)	R1/2 (F)	1	779.0160	71,01



Execution: For use with Hilti (small).

A ₁	A ₂	pcs/PU	Item no.	€ / PU
H-adapter	1/2 (F)	1	779.0100	33,42
H-adapter	1.1/4 (M)	1	779.0101	60,48

Coolant connector for diamond core drill bits



A ₁	A ₂	pcs/PU	Item no.	€ / PU
3-flat	1/2 (F)	1	779.9001	122,77
5/8	1/2 (F)	1	779.9002	154,98
M18 (F)	1/2 (F)	1	779.9003	154,98
M16 (F)	1/2 (F)	1	779.9005	154,98

AGP®

www.rotec.tools/agp

For the full current range of AGP machines, visit www.rotec.tools/agp



AGP Core drilling machines and drill stands



AGP Wall chasers



AGP Concrete saws



AGP Concrete grinders



AGP Vacuum cleaners



AGP Accessoires

ROTEC[®]



Cut-off
wheels and brushes

786

Thin cut-off wheel for (stainless) steel, GOLD-LINE

ROTEC®



Execution: Cut-off wheels with patented helicoidal pattern on both sides of the wheel. This reduces friction and heat production which results in faster cuts and extremely long tool life.

d ₁	b	d ₆	pcs/PU	Item no.	€ / PU
115	1,3	22,2	25	786.1115	63,25
125	1,3	22,2	25	786.1125	68,67
115	1,6	22,2	25	786.2115	66,00
125	1,6	22,2	25	786.2125	67,00
180	2,0	22,2	25	786.3180	105,25
230	2,0	22,2	25	786.3230	142,50



Execution: Cut-off wheels with patented helicoidal pattern on both sides of the wheel. This reduces friction and heat production which results in faster cuts and extremely long tool life.
Only sold in full packs of 10 pcs each.

d ₁	b	d ₆	pcs/PU	Item no.	€ / PU
115	1,3	22,2	10	786.1116	23,91
125	1,3	22,2	10	786.1126	25,89

Large cut-off wheel for steel

ROTEC®



Execution: Cutting wheels for stationary cutting of solid bars, profiles and tubes with diameter up to 30/40 mm. They combine a long durability with an excellent cutting capacity thanks to their low thickness.

d ₁	b	d ₆	h	pcs/PU	Item no.	€ / PU
300	4,0	20,0	25	1	786.3002	13,11
350	4,0	20,0	10	1	786.3502	14,20
350	4,0	25,4	10	1	786.3504	14,20

Thin cut-off wheel for aluminium

ROTEC®



Execution: Cut-off wheels with patented helicoidal pattern on both sides of the wheel. This reduces friction and heat production which results in faster cuts and extremely long tool life.

Application: For cutting/parting aluminium.

d ₁	b	d ₆	pcs/PU	Item no.	€ / PU
125	1,3	22,2	25	786.5125	67,00

789

Grinding wheel for steel

ROTEC®



Execution: Grinding wheels with high metal-removal rates at low operating pressures resulting in a comfortable operation with excellent results.

d ₁	b	d ₆	pcs/PU	Item no.	€ / PU
115	6,5	22,2	10	789.1115	35,90
125	6,5	22,2	10	789.1125	38,80
180	7,0	22,2	10	789.1180	70,51
230	7,0	22,2	10	789.1230	95,10

799

Cut-off wheel SILVER-LINE

ROTEC®



Execution: Economical cut-off wheel with an excellent price to quality ratio!

Application: Suitable for steel and stainless steel.

d ₁	b	d ₆	pcs/PU	Item no.	€ / PU
115	1,0	22,2	25	799.1010	38,25
125	1,0	22,2	25	799.1015	42,00
230	2,5	22,2	10	799.1030	35,75

799

Cut-off wheel OPTI-LINE, in cans

ROTEC®



Execution: Economical cut-off wheel with an excellent price to quality ratio!
Packed per 10 pieces in a handy can.

Application: Suitable for steel and stainless steel.

d ₁	b	d ₆	pcs/PU	Item no.	€ / PU
115	1,0	22,2	10	799.2001	14,04
125	1,0	22,2	10	799.2002	15,65

Cut-off wheel OPTI-LINE

ROTEC®



Execution: Economical cut-off wheel with an excellent price to quality ratio!

Application: Suitable for steel and stainless steel.

d ₁	b	d ₆	pcs/PU	Item no.	€ / PU
115	1,0	22,2	25	799.2010	28,25
125	1,0	22,2	25	799.2015	30,25

796

Flap disc, conical, for (stainless) steel GOLD-LINE

ROTEC®




Execution: Flap discs with fibre glass backing pad and alumina zirconia cloth based flaps which result in redressing of the wheel during grinding. In such way the wheel remains aggressive and tool life is increased.

d ₁	Grit	d ₆	pcs/PU	Item no.	€ / PU
115	40	22,2	10	796.1152	37,80
115	60	22,2	10	796.1154	37,80
115	80	22,2	10	796.1156	37,80
125	40	22,2	10	796.1252	43,70
125	60	22,2	10	796.1254	43,70
125	80	22,2	10	796.1256	43,70

799

Flap disc SILVER-LINE

ROTEC®



Application: Metal

d ₁	Grit	d ₆	pcs/PU	Item no.	€ / PU
115	40	22,2	10	799.0200	24,80
115	60	22,2	10	799.0205	21,40
115	80	22,2	10	799.0210	29,00
115	100	22,2	10	799.0215	29,80
115	120	22,2	10	799.0220	29,80
125	40	22,2	10	799.0225	31,80
125	60	22,2	10	799.0230	31,80
125	80	22,2	10	799.0235	32,60
125	100	22,2	10	799.0240	32,90
125	120	22,2	10	799.0245	33,60

739

Quick-Lock nut

ROTEC®



Execution: Fits all angle grinders up to ø230mm, regardless brand or model.

Application: For quickly and safely (de)mounting of cutting blades. Ideal for keyless working.

Description	pcs/PU	Item no.	€ / PU
Quick-Lock nut	1	739.9002	30,03

798

Cup brush M14 - Twist knot wire, steel

ROTEC®



Execution: Cup brush with hardened high-grade steel wire and M14 connection for direct mounting on angle grinders.

Application: Aggressive brush for high-impact cleaning applications on large surfaces. Ideal for removing welding slags, paint and oxidised surfaces of low or unalloyed low-carbon steels.

d ₁	F ₁	d ₇	Max. RPM	pcs/PU	Item no.	€ / PU
65	M14	0,50	12.500	1	798.0005	10,68
65	M14	0,35	12.500	1	798.0010	12,22

Cup brush M14 - Twist knot wire, stainless steel

ROTEC®



Execution: Cup brush with high-grade stainless steel wire and M14 connection for direct mounting on angle grinders.

Application: Aggressive brush for high-impact cleaning applications on large surfaces. Ideal for removing welding slags, paint and oxidised surfaces of Cr-Ni-steels, including stainless steel.

d ₁	F ₁	d ₇	Max. RPM	pcs/PU	Item no.	€ / PU
65	M14	0,50	12.500	1	798.0015	17,45

Cup brush M14 - Twist knot wire, steel, with guard

ROTEC®



Execution: Cup brush with hardened high-grade steel wire and M14 connection for direct mounting on angle grinders. Straight type with guard.

Application: For heavy-duty cleaning of corners, recesses, and other hard-to-reach areas. Ideal for removing welding slags, paint and oxidised surfaces of low or unalloyed low-carbon steels.
When the wires have worn up to the guard, the guard can be removed and the remaining length of the wire can be used.

d ₁	F ₁	d ₇	Max. RPM	pcs/PU	Item no.	€ / PU
65	M14	0,50	12.500	1	798.0020	12,12
80	M14	0,50	8.500	1	798.0025	20,12
100	M14	0,50	8.500	1	798.0030	27,54
120	M14	0,50	6.500	1	798.0035	33,81

Saucer cup brush M14 - Twist knot wire, steel

ROTEC®



Execution: Saucer cup brush with hardened high-grade steel wire and M14 connection for direct mounting on angle grinders.

Application: For heavy-duty cleaning of corners, recesses, and other hard-to-reach areas. Ideal for removing welding slags, paint and oxidised surfaces of low or unalloyed low-carbon steels.

d ₁	F ₁	d ₇	Max. RPM	pcs/PU	Item no.	€ / PU
100	M14	0,50	12.500	1	798.0040	11,72

Cup brush M14 - Crimped wire, steel

ROTEC®



Execution: Crimped wire cup brush with hardened high-grade steel wire and M14 connection for direct mounting on angle grinders.

Application: For light- to medium-duty brushing applications on flat or irregular surfaces and bevel buffing of low or unalloyed low-carbon steels. Easy to handle due its flexible wires.

d ₁	F ₁	d ₇	Max. RPM	pcs/PU	Item no.	€ / PU
60	M14	0,30	12.500	1	798.0100	9,41
75	M14	0,30	12.500	1	798.0115	11,82
80	M14	0,30	8.500	1	798.0120	13,23
100	M14	0,30	8.500	1	798.0125	15,91

Cup brush M14 - Crimped wire, stainless steel



Execution: Crimped wire cup brush with high-grade stainless steel wire and M14 connection for direct mounting on angle grinders.

Application: For light- to medium-duty brushing applications on flat or irregular surfaces and bevel buffing of Cr-Ni-steels, including stainless steel. Easy to handle due its flexible wires.

d ₁	F ₁	d ₇	Max. RPM	pcs/PU	Item no.	€ / PU
60	M14	0,30	12.500	1	798.0105	17,58

Cup brush M14 - Crimped wire, brass




Execution: Crimped wire cup brush with brass wire and M14 connection for direct mounting on angle grinders.

Application: For light- to medium-duty brushing applications on flat or irregular surfaces and bevel buffing of copper, brass and bronze. Easy to handle due its flexible wires.

d ₁	F ₁	d ₇	Max. RPM	pcs/PU	Item no.	€ / PU
60	M14	0,30	12.500	1	798.0110	20,70

Saucer cup brush M14 - Crimped wire, steel



Execution: Saucer cup brush with hardened high-grade steel wire and M14 connection for direct mounting on angle grinders.

Application: For heavy-duty cleaning of corners, recesses, and other hard-to-reach areas. Ideal for removing welding slags, paint and oxidised surfaces of low or unalloyed low-carbon steels.

d ₁	F ₁	d ₇	Max. RPM	pcs/PU	Item no.	€ / PU
100	M14	0,30	12.500	1	798.0130	12,43

Wheel brush M14 - Twist knot wire, steel



Execution: Twist knot wire wheel with hardened high-grade steel wire and M14 connection for direct mounting on angle grinders.
PS: With left-hand knotted wires for longer tool life!

Application: For heavy-duty cleaning of corners, recesses, and other hard-to-reach areas. Ideal for removing welding slags, paint and oxidised surfaces of low or unalloyed low-carbon steels.

d ₁	F ₁	d ₇	Max. RPM	pcs/PU	Item no.	€ / PU
115	M14	0,50	12.500	1	798.0200	13,36

Wheel brush 22,2mm - Twist knot wire, steel

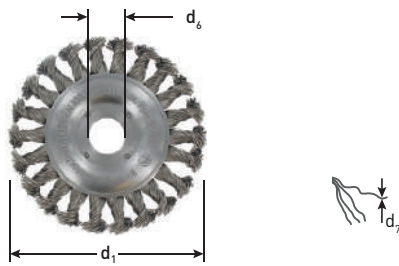


Execution: Twist knot wire wheel with high-grade stainless steel wire.
PS: With left-hand knotted wires for longer tool life!

Application: For heavy-duty cleaning of corners, recesses, and other hard-to-reach areas. Ideal for removing welding slags, paint and oxidised surfaces of low or unalloyed low-carbon steels.

d ₁	d ₆	d ₇	Max. RPM	pcs/PU	Item no.	€ / PU
115	22,2	0,50	12.500	1	798.0205	13,36
125	22,2	0,50	12.500	1	798.0215	13,53
180	22,2	0,50	9.000	1	798.0230	28,70

Wheel brush 22,2mm - Twist knot wire, stainless steel




Execution: Twist knot wire wheel with high-grade stainless steel wire.

PS: With left-hand knotted wires for longer tool life!

Application: For heavy-duty cleaning of corners, recesses, and other hard-to-reach areas. Ideal for removing welding slags, paint and oxidised surfaces of Cr-Ni-steels, including stainless steel.

d ₁	d ₆	d ₇	Max. RPM	pcs/PU	Item no.	€ / PU
115	22,2	0,50	12.500	1	798.0210	27,88
125	22,2	0,50	12.500	1	798.0220	28,63

Wheel brush w. shank 6mm - Crimped wire, steel

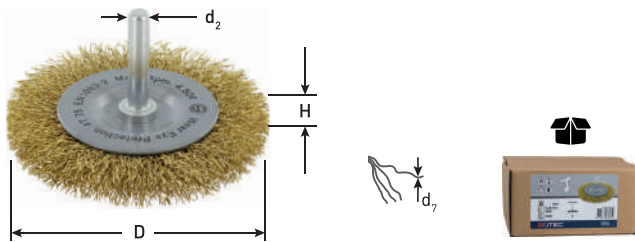


Execution: Crimped wire wheel brush with ø6mm shank and hardened high-grade steel wire. Suitable for industrial use.

Application: Can be used with portable drills, drill presses and high-speed hand-held machines. For cleaning and deburring of low- or unalloyed low-carbon steels.

D x H	d ₂	d ₇	Max. RPM	☼	pcs/PU	Item no.	€ / PU
50 x 8	6	0,30	4500	10	1	798.0310	3,15
75 x 10	6	0,30	4500	10	1	798.0315	4,26
75 x 15	6	0,30	4500	10	1	798.0320	7,54
100 x 12	6	0,30	4500	10	1	798.0345	4,61

Wheel brush w. shank 6mm - Crimped wire, brass




Execution: Crimped wire wheel brush with ø6mm shank and brass wire. Suitable for industrial use.

Application: Can be used with (cordless) portable drills and drill presses. For cleaning and deburring of copper, brass and bronze.

D x H	d ₂	d ₇	Max. RPM	☼	pcs/PU	Item no.	€ / PU
75 x 10	6	0,30	4500	10	1	798.0330	10,74

Wheel brush w. shank 6mm - Crimped wire, stainless steel




Execution: Crimped wire wheel brush with ø6mm shank and high-grade stainless steel wire. Suitable for industrial use.

Application: Can be used with (cordless) portable drills and drill presses. For cleaning and deburring of Cr-Ni-steels, including stainless steel.

D x H	d ₂	d ₇	Max. RPM	☼	pcs/PU	Item no.	€ / PU
100 x 12	6	0,30	4500	10	1	798.0350	10,61

Straight cup brush w. shank 6mm - Crimped wire, steel



Execution: Crimped wire end brush with ø6mm shank and hardened high-grade steel wire. Straight model. Suitable for industrial use.

Application: Can be used with (cordless) portable drills, drill presses. For cleaning and deburring of low- or unalloyed low-carbon steels.

d ₁	d ₂	d ₇	Max. RPM	☼	pcs/PU	Item no.	€ / PU
50	6	0,20	4500	10	1	798.0360	4,40

Cup brush w. shank 6mm - Crimped wire, brass



Execution: Crimped wire end brush with $\varnothing 6$ mm shank and high-grade brass wire. Straight model. Suitable for industrial use.

Application: Can be used with (cordless) portable drills, drill presses. For cleaning and deburring of copper, brass or bronze.

d ₁	d ₂	d ₇	Max. RPM		pcs/PU	Item no.	€ / PU
50	6	0,20	4500	10	1	798.0365	8,31

Cup brush w. shank 6mm - Crimped wire, steel




Execution: Crimped wire cup brush with $\varnothing 6$ mm shank and hardened high-grade steel wire. Suitable for industrial use.

Application: Can be used with (cordless) portable drills, drill presses. For cleaning and deburring of low- or unalloyed low-carbon steels.

d ₁	d ₂	d ₇	Max. RPM		pcs/PU	Item no.	€ / PU
75	6	0,30	4500	10	1	798.0370	4,61

Wheel brush w. shank 6mm - Nylon



Execution: Nylon wheel brush with $\varnothing 6$ mm shank. Suitable for industrial use.

Application: Ideal for cleaning of paint residues on wood or metal, removing of light rust or temper colour of welding slags, cleaning of non-ferrous metals, grain structures of wood. Adapts ideally to the contours of the workpiece without hardly removing any of the workpiece material. Wear of the brush results in constant operating properties due to exposure of new grit.

d ₁	d ₂	d ₇	Max. RPM		pcs/PU	Item no.	€ / PU
100	6	1,2/ K80	4500	10	1	798.0400	14,40

Cup brush w. shank 6mm - Nylon



Execution: Nylon cup brush with $\varnothing 6$ mm shank. Suitable for industrial use.

Application: Ideal for cleaning of paint residues on wood or metal, removing of light rust or temper colour of welding slags, cleaning of non-ferrous metals, grain structures of wood. Adapts ideally to the contours of the workpiece without hardly removing any of the workpiece material. Wear of the brush results in constant operating properties due to exposure of new grit.

d ₁	d ₂	d ₇	Max. RPM		pcs/PU	Item no.	€ / PU
65	6	1,2/ K80	4500	10	1	798.0405	12,27

Wheel brush w. shank 6mm - Twist knot wire, steel

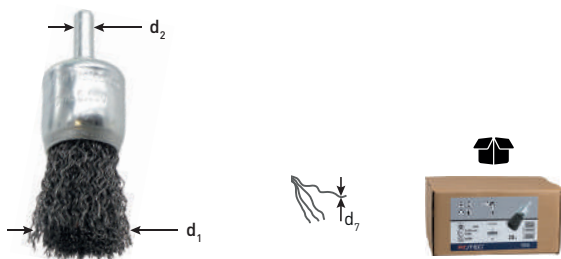


Execution: Crimped wire wheel brush with $\varnothing 6$ mm shank and hardened high-grade steel wire. Suitable for industrial use.

Application: Can be used with portable drills, drill presses and high-speed hand-held machines. For cleaning and deburring of low- or unalloyed low-carbon steels.

d ₁	d ₂	d ₇	Max. RPM		pcs/PU	Item no.	€ / PU
70	6	0,50	15000	10	1	798.0500	9,15

End brush w. shank 6mm - Crimped wire, steel



Execution: Crimped wire end brush with ø6mm shank and hardened high-grade steel wire. Suitable for industrial use.

Application: Can be used with portable drills, drill presses and high-speed hand-held machines. For cleaning and deburring of hard to access places and interiors of tubes, workpieces, slots etc. made of low- or unalloyed low-carbon steels.

d ₁	d ₂	d ₇	Max. RPM	☼	pcs/PU	Item no.	€ / PU
22	6	0,30	6000	10	1	798.0600	4,53

Universal hand wire brush, steel



Execution: Plastic handle with single row brush made of hardened high-grade steel wire.

Application: Manual use, for removing of rust and deburring of low-alloyed or unalloyed low-carbon steels.

l ₁	H (mm)	d ₇	☼	pcs/PU	Item no.	€ / PU
265	28	0,30	10	1	798.0820	3,49

Universal hand wire brush, stainless steel



Execution: Plastic handle with single row brush made of high-grade stainless steel wire.

Application: Manual use, for removing of rust and deburring of Cr-Ni-steels including stainless steel.

l ₁	H (mm)	d ₇	☼	pcs/PU	Item no.	€ / PU
265	28	0,30	10	1	798.0825	4,28

Universal hand wire brush, brass




Execution: Plastic handle with single row brush made of high-grade brass wire.

Application: Manual use, for removing of rust and deburring of copper, brass and bronze.

l ₁	H (mm)	d ₇	☼	pcs/PU	Item no.	€ / PU
265	28	0,30	10	1	798.0830	5,43



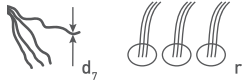
Wire brush - steel wire



Execution: Wooden wire brush with hardened high-grade 0.35mm steel wire.
Application: Manual use, for removing of rust and deburring of low-alloyed or unalloyed low-carbon steels.

l_2	l_1	l_4	d_7	r	pcs/PU	Item no.	€ / PU
140	280	25	0,35	2	12	14.106100.02	3,83
140	280	25	0,35	3	12	798.0900	3,60
140	280	25	0,35	4	12	798.0905	3,81
140	280	25	0,35	5	12	798.0910	3,96
140	280	25	0,35	6	12	798.0915	4,30

106100



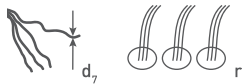
Wire brush - brass steel wire




Execution: Wooden wire brush with 0.4mm brass-plated, high-grade, high-tensile strength steel wire.
Application: Manual use, for removing of rust and deburring of copper, brass and bronze.

l_2	l_1	l_4	d_7	r	pcs/PU	Item no.	€ / PU
140	280	22	0,4	3	12	14.106102.03	3,61
140	280	22	0,4	4	12	14.106102.04	3,53
140	280	22	0,4	5	12	14.106102.05	3,66
140	280	22	0,4	6	12	14.106102.06	4,17

106102



Wire brush - stainless steel wire




Execution: Wooden wire brush with hardened high-grade 0.3mm stainless steel wire.
Application: Manual use, for removing of rust and deburring of Cr-Ni-steels including stainless steel.

l_2	l_1	l_4	d_7	r	pcs/PU	Item no.	€ / PU
140	280	22	0,3	3	12	798.0925	5,74
140	280	22	0,3	4	12	798.0930	6,15
140	280	22	0,3	5	12	798.0935	6,69

106105



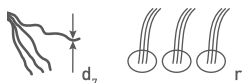
Wire brush - brass wire



Execution: Wooden wire brush with 0.25mm crimped high-quality high-density brass wire.
Application: Manual use, for removing of rust and deburring of copper, brass and bronze.

l_2	l_1	l_4	d_7	r	pcs/PU	Item no.	€ / PU
140	280	20	0,25	4	12	798.0920	8,15

106106



File brush



Execution: Wooden file brush with scraper band trim with hardened high-grade 0.35mm steel wire.

Application: Manual use, for filing and cleaning of low-alloyed or unalloyed low-carbon steels.

l ₂	l ₁	l ₄	d ₇	pcs/PU	Item no.	€ / PU
110	250	8	0,35	12	798.0955	7,69

106120



Welt seam brush



Execution: Wooden welt seam brush with 0.35mm hardened smooth high-grade steel wire in V-shaped tapered fill.


Application: Manual use, for filing and cleaning of low-alloyed or unalloyed low-carbon steels.

l ₂	l ₁	l ₄	d ₇	r	pcs/PU	Item no.	€ / PU
140	280	35	0,35	3	12	14.106125.00	8,80

106125



Fine scratch brush



Execution: Wooden wire brush with 0.2mm crimped high-quality high-density brass wire.


Application: Manual use, for removing of rust and deburring of low-alloyed or unalloyed low-carbon steels, copper, brass and bronze.

l ₂	l ₁	l ₄	d ₇	r	pcs/PU	Item no.	€ / PU
105	220	17	0,2	4	12	14.106130.00	10,29

106130



Spark plug brush



Execution: Wooden spark plug brush with 0.15mm crimped high-quality high-density brass wire.

Application: Manual use, especially for brushing and cleaning spark plugs. Also suitable for low-alloyed or unalloyed low-carbon steels, copper, brass and bronze.

l ₂	l ₁	l ₄	d ₇	r	pcs/PU	Item no.	€ / PU
40	220	15	0,15	3	12	798.0960	4,56

106145



ROTEC®



Screwdriving
tools

Execution: Screwdriving bit with C6.3 bit connection, profile PH (Phillips).



Type	l ₁	pcs/PU	Item no.	€ / PU
PH 0	25	2	800.00002	1,56
PH 1	25	2	800.00012	1,56
PH 2	25	2	800.00022	1,56
PH 3	25	2	800.00032	1,56
PH 0	25	10	800.00000	5,70
PH 1	25	10	800.00001	5,70
PH 2	25	10	800.00002	5,70
PH 3	25	10	800.00003	5,70
PH 1	25	50	800.00015	25,95
PH 2	25	50	800.00025	25,95



Execution: Screwdriving bit with C6.3 bit connection, profile PH (Phillips), with reduced tip.

Application: Ideal for screws for gypsum boards or so called trumpet screws.

Type	l ₁	pcs/PU	Item no.	€ / PU
PH 2R	25	2	800.00052	1,66
PH 2R	25	10	800.00005	6,25



Execution: Screwdriving bit with C6.3 bit connection, profile PH (Phillips), with reduced tip, with TiN-coating.

Application: Ideal for screws for gypsum boards or so called trumpet screws.

Type	l ₁	pcs/PU	Item no.	€ / PU
PH 2R	25	2	800.00062	3,27
PH 2R	25	10	800.00006	14,25



Execution: Screwdriving bit 'Anti-Cor' with C6.3 bit connection, profile PH (Phillips), stainless steel.

Application: Especially for fixing stainless steel screws in, for example, facade cladding. Prevents rust formation in the screw head and unattractive rust marks on the material.

Type	l ₁	pcs/PU	Item no.	€ / PU
PH 1 *	25	2	800.10012	5,09
PH 2 *	25	2	800.10022	5,09
PH 1 *	25	10	800.10001	23,35
PH 2 *	25	10	800.10002	23,35
PH 3 *	25	10	800.10003	23,35

* Phase-out item, available until stock has depleted



Execution: Screwdriving bit 'Inox+' with C6.3 bit connection, profile PH (Phillips), high-alloy stainless steel.

Application: Especially for fixing stainless steel screws in, for example, facade cladding. Prevents rust formation in the screw head and unattractive rust marks on the material.


Type	l ₁	pcs/PU	Item no.	€ / PU
PH 1	25	2	800.11012	5,50
PH 2	25	2	800.11022	5,50
PH 3	25	2	800.11032	5,50
PH 1	25	10	800.1101	24,95
PH 2	25	10	800.1102	24,95
PH 3	25	10	800.1103	24,95



Execution: Screwdriving bit with C6.3 bit connection, profile PH (Phillips), with TiN-coating.

Application: Ideal for automated production lines and in combination with power tools.

Type	l ₁	pcs/PU	Item no.	€ / PU
PH 1	25	2	800.20012	3,94
PH 2	25	2	800.20022	3,94
PH 3	25	2	800.20032	3,94
PH 1	25	10	800.2001	17,65
PH 2	25	10	800.2002	17,65
PH 3	25	10	800.2003	17,65



Execution: Screwdriving bit 'DIAMONDgrip' with C6.3 bit connection, profile PH (Phillips).

Application: Special DIAMOND-coating results in very long and reliable tool life which makes this bit ideal for the most heavy-duty industrial applications.

Type	l ₁	pcs/PU	Item no.	€ / PU
PH 1	25	2	800.30012	7,17
PH 2	25	2	800.30022	7,17
PH 3	25	2	800.30032	7,17
PH 1	25	10	800.3001	33,76
PH 2	25	10	800.3002	33,76
PH 3	25	10	800.3003	33,76



Execution: Torsion screwdriving bit with C6.3 bit connection, profile PH (Phillips).

Type	l ₁	pcs/PU	Item no.	€ / PU
PH 1	25	2	801.00012	3,16
PH 2	25	2	801.00022	3,16
PH 3	25	2	801.00032	3,16
PH 1	25	10	801.00001	13,71
PH 2	25	10	801.00002	13,71
PH 3	25	10	801.00003	13,71



Execution: Torsion screwdriving bit 'Anti-Cor' with C6.3 bit connection, profile PH (Phillips), stainless steel.

Application: Especially for fixing stainless steel screws in, for example, facade cladding. Prevents rust formation in the screw head and unattractive rust marks on the material.

Type	l ₁	pcs/PU	Item no.	€ / PU
PH 1 *	25	2	801.10012	7,10
PH 2 *	25	2	801.10022	7,10
PH 3 *	25	2	801.10032	7,10
PH 1 *	25	10	801.10001	33,44
PH 2 *	25	10	801.10002	33,44
PH 3 *	25	10	801.10003	33,44

* Phase-out item, available until stock has depleted



Execution: Torsion screwdriving bit with C6.3 bit connection, profile PH (Phillips), with TiN-coating.

Application: Ideal for automated production lines and in combination with power tools.

Type	l ₁	pcs/PU	Item no.	€ / PU
PH 1	25	2	801.20012	6,01
PH 2	25	2	801.20022	6,01
PH 3	25	2	801.20032	6,01
PH 1	25	10	801.20001	27,96
PH 2	25	10	801.20002	27,96
PH 3	25	10	801.20003	27,96



Execution: Torsion screwdriving bit 'DIAMONDgrip' with C6.3 bit connection, profile PH (Phillips).

Application: Special DIAMOND-coating results in very long and reliable tool life which makes this bit ideal for the most heavy-duty industrial applications.

Type	l ₁	pcs/PU	Item no.	€ / PU
PH 1	25	2	801.30012	8,15
PH 2	25	2	801.30022	8,15
PH 3	25	2	801.30032	8,15
PH 1	25	10	801.30001	38,70
PH 2	25	10	801.30002	38,70
PH 3	25	10	801.30003	38,70



PH



Execution: Screwdriving bit with E6.3 bit connection, profile PH (Phillips).

Type	l ₁	pcs/PU	Item no.	€ / PU
PH 1	50	2	802.00012	3,07
PH 2	50	2	802.00022	3,07
PH 3	50	2	802.00032	3,07
PH 1	70	1	802.00041	2,51
PH 2	70	1	802.00051	2,51
PH 3	70	1	802.00061	2,51
PH 1	89	1	802.00071	3,06
PH 2	89	1	802.00081	3,06
PH 3	89	1	802.00091	3,06
PH 1	110	1	802.00101	5,02
PH 2	110	1	802.00111	5,02
PH 3	110	1	802.00121	5,02
PH 1	127	1	802.00131	5,42
PH 2	127	1	802.00141	5,42
PH 3	127	1	802.00151	5,42
PH 1	152	1	802.00161	6,86
PH 2	152	1	802.00171	6,86
PH 3	152	1	802.00181	6,86

Type	l ₁	pcs/PU	Item no.	€ / PU
PH 1	50	10	802.0001	13,26
PH 2	50	10	802.0002	13,26
PH 3	50	10	802.0003	13,26
PH 1	70	10	802.0004	20,50
PH 2	70	10	802.0005	20,50
PH 3	70	10	802.0006	20,50
PH 1	89	10	802.0007	25,86
PH 2	89	10	802.0008	25,86
PH 3	89	10	802.0009	25,86
PH 1	110	10	802.0010	44,94
PH 2	110	10	802.0011	44,94
PH 3	110	10	802.0012	44,94
PH 1	127	10	802.0013	48,34
PH 2	127	10	802.0014	48,34
PH 3	127	10	802.0015	48,34
PH 1	152	10	802.0016	62,59
PH 2	152	10	802.0017	62,59
PH 3	152	10	802.0018	62,59

Execution: Screwdriving bit with C6.3 bit connection, profile PZ (Pozidriv).



Type	l ₁	pcs/PU	Item no.	€ / PU
PZ 1	25	2	803.00012	1,56
PZ 2	25	2	803.00022	1,56
PZ 3	25	2	803.00032	1,56
PZ 1	25	10	803.0001	5,70
PZ 2	25	10	803.0002	5,70
PZ 3	25	10	803.0003	5,70
PZ 1	25	50	803.00015	25,95
PZ 2	25	50	803.00025	25,95
PZ 3	25	50	803.00035	25,95



Execution: Screwdriving bit with C6.3 bit connection, profile PZ (Pozidriv), with reduced tip.

Type	l ₁	pcs/PU	Item no.	€ / PU
PZ 2R	25	2	803.00052	2,06
PZ 2R	25	10	803.0005	8,23



Execution: Screwdriving bit with C6.3 bit connection, profile PZ (Pozidriv), with reduced tip, with TiN-coating.

Type	l ₁	pcs/PU	Item no.	€ / PU
PZ 2R	25	2	803.00062	3,44
PZ 2R	25	10	803.0006	15,79



Execution: Screwdriving bit 'Anti-Cor' with C6.3 bit connection, profile PZ (Pozidriv), stainless steel.

Application: Especially for fixing stainless steel screws in, for example, facade cladding. Prevents rust formation in the screw head and unattractive rust marks on the material.

Type	l ₁	pcs/PU	Item no.	€ / PU
PZ 1 *	25	2	803.10012	4,78
PZ 2 *	25	2	803.10022	4,78
PZ 3 *	25	2	803.10032	4,78
PZ 1 *	25	10	803.1001	21,81
PZ 2 *	25	10	803.1002	21,81
PZ 3 *	25	10	803.1003	21,81

* Phase-out item, available until stock has depleted



Execution: Screwdriving bit 'Inox+' with C6.3 bit connection, profile PZ (Pozidriv), high-alloy stainless steel.

Application: Especially for fixing stainless steel screws in, for example, facade cladding. Prevents rust formation in the screw head and unattractive rust marks on the material.

Type	l ₁	pcs/PU	Item no.	€ / PU
PZ 1	25	2	803.11012	5,50
PZ 2	25	2	803.11022	5,50
PZ 3	25	2	803.11032	5,50
PZ 1	25	10	803.1101	24,95
PZ 2	25	10	803.1102	24,95
PZ 3	25	10	803.1103	24,95



Execution: Screwdriving bit with C6.3 bit connection, profile PZ (Pozidriv), with TiN-coating.

Application: Ideal for automated production lines and in combination with power tools.

Type	l ₁	pcs/PU	Item no.	€ / PU
PZ 1	25	2	803.20012	4,93
PZ 2	25	2	803.20022	4,93
PZ 3	25	2	803.20032	4,93
PZ 1	25	10	803.2001	22,58
PZ 2	25	10	803.2002	22,58
PZ 3	25	10	803.2003	22,58



Execution: Screwdriving bit 'DIAMONDgrip' with C6.3 bit connection, profile PZ (Pozidriv).

Application: Special DIAMOND-coating results in very long and reliable tool life which makes this bit ideal for the most heavy-duty industrial applications.

Type	l ₁	pcs/PU	Item no.	€ / PU
PZ 1	25	2	803.30012	7,17
PZ 2	25	2	803.30022	7,17
PZ 3	25	2	803.30032	7,17
PZ 1	25	10	803.3001	33,76
PZ 2	25	10	803.3002	33,76
PZ 3	25	10	803.3003	33,76

804

Torsion screwdriving bit PZ, C6.3



Execution: Torsion screwdriving bit with C6.3 bit connection, profile PZ (Pozidriv).

Type	l ₁	pcs/PU	Item no.	€ / PU
PZ 1	25	2	804.00012	2,69
PZ 2	25	2	804.00022	2,69
PZ 3	25	2	804.00032	2,69
PZ 1	25	10	804.0001	11,40
PZ 2	25	10	804.0002	11,40
PZ 3	25	10	804.0003	11,40




Execution: Torsion screwdriving bit 'Anti-Cor' with C6.3 bit connection, profile PZ (Pozidriv), stainless steel.

Application: Especially for fixing stainless steel screws in, for example, facade cladding. Prevents rust formation in the screw head and unattractive rust marks on the material.

Type	l ₁	pcs/PU	Item no.	€ / PU
PZ 1 *	25	2	804.10012	5,88
PZ 3 *	25	2	804.10032	5,88
PZ 2 *	25	10	804.1002	27,29
PZ 3 *	25	10	804.1003	27,29


* Phase-out item, available until stock has depleted



Execution: Torsion screwdriving bit with C6.3 bit connection, profile PZ (Pozidriv), with TiN-coating.

Application: Ideal for automated production lines and in combination with power tools.

Type	l ₁	pcs/PU	Item no.	€ / PU
PZ 1	25	2	804.20012	6,01
PZ 2	25	2	804.20022	6,01
PZ 3	25	2	804.20032	6,01
PZ 1	25	10	804.2001	27,96
PZ 2	25	10	804.2002	27,96
PZ 3	25	10	804.2003	27,96



DIAMONDgrip



Execution: Torsion screwdriving bit 'DIAMONDgrip' with C6.3 bit connection, profile PZ (Pozidriv).

Application: Special DIAMOND-coating results in very long and reliable tool life which makes this bit ideal for the most heavy-duty industrial applications.

Type	l ₁	pcs/PU	Item no.	€ / PU
PZ 1	25	2	804.30012	8,00
PZ 2	25	2	804.30022	8,00
PZ 3	25	2	804.30032	8,00
PZ 1	25	10	804.3001	37,93
PZ 2	25	10	804.3002	37,93
PZ 3	25	10	804.3003	37,93

805

Screwdriving bit PZ, E6.3



Execution: Screwdriving bit with E6.3 bit connection, profile PZ (Pozidriv).

Type	l ₁	pcs/PU	Item no.	€ / PU
PZ 1	50	2	805.00012	3,07
PZ 2	50	2	805.00022	3,07
PZ 3	50	2	805.00032	3,07
PZ 1	70	1	805.00041	2,52
PZ 2	70	1	805.00051	2,52
PZ 3	70	1	805.00061	2,52
PZ 1	89	1	805.00071	3,07
PZ 2	89	1	805.00081	3,07
PZ 3	89	1	805.00091	3,07
PZ 1	110	1	805.00101	5,02
PZ 2	110	1	805.00111	5,02
PZ 3	110	1	805.00121	5,02
PZ 1	127	1	805.00131	5,45
PZ 2	127	1	805.00141	5,45
PZ 3	127	1	805.00151	5,45
PZ 1	152	1	805.00161	7,16
PZ 2	152	1	805.00171	7,16
PZ 3	152	1	805.00181	7,16

Type	l ₁	pcs/PU	Item no.	€ / PU
PZ 1	50	10	805.0001	13,26
PZ 2	50	10	805.0002	13,26
PZ 3	50	10	805.0003	13,26
PZ 1	70	10	805.0004	20,61
PZ 2	70	10	805.0005	20,61
PZ 3	70	10	805.0006	20,61
PZ 1	89	10	805.0007	25,98
PZ 2	89	10	805.0008	25,98
PZ 3	89	10	805.0009	25,98
PZ 1	110	10	805.0010	44,94
PZ 2	110	10	805.0011	44,94
PZ 3	110	10	805.0012	44,94
PZ 1	127	10	805.0013	48,67
PZ 2	127	10	805.0014	48,67
PZ 3	127	10	805.0015	48,67
PZ 1	152	10	805.0016	65,55
PZ 2	152	10	805.0017	65,55
PZ 3	152	10	805.0018	65,55



Execution: Screwdriving bit with C6.3 bit connection, profile T (Torx).

Type	l ₁	pcs/PU	Item no.	€ / PU
T 5	25	2	806.00052	2,91
T 6	25	2	806.00062	2,91
T 7	25	2	806.00072	2,91
T 8	25	2	806.00082	2,91
T 9	25	2	806.00092	2,91
T 10	25	2	806.00102	2,67
T 15	25	2	806.00152	2,67
T 20	25	2	806.00202	2,67
T 25	25	2	806.00252	2,67
T 27	25	2	806.00272	2,67
T 30	25	2	806.00302	2,67
T 40	25	2	806.00402	2,67
T 45	25	2	806.00452	8,37
T 50	25	2	806.00502	8,94
T 55	25	2	806.00552	9,40
<hr/>				
T 5	25	10	806.0005	12,50
T 6	25	10	806.0006	12,50
T 7	25	10	806.0007	12,50

Type	l ₁	pcs/PU	Item no.	€ / PU
T 8	25	10	806.0008	12,50
T 9	25	10	806.0009	12,50
T 10	25	10	806.0010	11,29
T 15	25	10	806.0015	11,29
T 20	25	10	806.0020	11,29
T 25	25	10	806.0025	11,29
T 27	25	10	806.0027	11,29
T 30	25	10	806.0030	11,29
T 40	25	10	806.0040	11,29
T 45	25	10	806.0045	39,79
T 50	25	10	806.0050	42,64
T 55	25	10	806.0055	44,94
<hr/>				
T 10	25	50	806.00105	51,48
T 15	25	50	806.00155	51,48
T 20	25	50	806.00205	51,48
T 25	25	50	806.00255	51,48
T 30	25	50	806.00305	51,48




Inox+



Execution: Screwdriving bit 'Inox+' with C6.3 bit connection, profile T (Torx), high-alloy stainless steel.
Application: Especially for fixing stainless steel screws in, for example, facade cladding. Prevents rust formation in the screw head and unattractive rust marks on the material.

Type	l ₁	pcs/PU	Item no.	€ / PU
T 10	25	2	806.11102	6,50
T 15	25	2	806.11152	6,50
T 20	25	2	806.11202	6,50
T 25	25	2	806.11252	6,50
T 30	25	2	806.11302	6,50
T 40	25	2	806.11402	6,50

Type	l ₁	pcs/PU	Item no.	€ / PU
T 10	25	10	806.1110	29,50
T 15	25	10	806.1115	29,50
T 20	25	10	806.1120	29,50
T 25	25	10	806.1125	29,50
T 30	25	10	806.1130	29,50
T 40	25	10	806.1140	29,50



Execution: Screwdriving bit with C6.3 bit connection, profile T (Torx), with TiN-coating.
Application: Ideal for automated production lines and in combination with power tools.

Type	l ₁	pcs/PU	Item no.	€ / PU
T 5	25	2	806.20052	5,30
T 6	25	2	806.20062	5,30
T 8	25	2	806.20082	5,30
T 9	25	2	806.20092	5,30
T 10	25	2	806.20102	5,09
T 15	25	2	806.20152	5,09
T 20	25	2	806.20202	5,09
T 25	25	2	806.20252	5,09
T 30	25	2	806.20302	5,09
T 40	25	2	806.20402	5,09

Type	l ₁	pcs/PU	Item no.	€ / PU
T 5	25	10	806.2005	24,44
T 6	25	10	806.2006	24,44
T 8	25	10	806.2008	24,44
T 9	25	10	806.2009	24,44
T 10	25	10	806.2010	23,35
T 15	25	10	806.2015	23,35
T 20	25	10	806.2020	23,35
T 25	25	10	806.2025	23,35
T 30	25	10	806.2030	23,35
T 40	25	10	806.2040	23,35



Execution: Screwdriving bit 'DIAMONDgrip' with C6.3 bit connection, profile T (Torx).

Application: Special DIAMOND-coating results in very long and reliable tool life which makes this bit ideal for the most heavy-duty industrial applications.

Type	l ₁	pcs/PU	Item no.	€ / PU
T 10	25	2	806.30102	8,00
T 15	25	2	806.30152	8,00
T 20	25	2	806.30202	8,00
T 25	25	2	806.30252	8,00
T 30	25	2	806.30302	8,00
T 40	25	2	806.30402	8,00

Type	l ₁	pcs/PU	Item no.	€ / PU
T 10	25	10	806.3010	37,93
T 15	25	10	806.3015	37,93
T 20	25	10	806.3020	37,93
T 25	25	10	806.3025	37,93
T 30	25	10	806.3030	37,93
T 40	25	10	806.3040	37,93

Screwdriving bit T-T, C6.3



Execution: Screwdriving bit with C6.3 bit connection, profile T-T (Torx Tamper).

Type	l ₁	pcs/PU	Item no.	€ / PU
T 10 T	25	2	806.70102	4,21
T 15 T	25	2	806.70152	4,21
T 20 T	25	2	806.70202	4,21
T 25 T	25	2	806.70252	4,21
T 27 T	25	2	806.70272	4,21
T 30 T	25	2	806.70302	4,21
T 40 T	25	2	806.70402	4,21

Type	l ₁	pcs/PU	Item no.	€ / PU
T 10 T	25	10	806.7010	19,94
T 15 T	25	10	806.7015	19,94
T 20 T	25	10	806.7020	19,94
T 25 T	25	10	806.7025	19,94
T 27 T	25	10	806.7027	19,94
T 30 T	25	10	806.7030	19,94
T 40 T	25	10	806.7040	19,94

Screwdriving bit T-S, C6.3




Execution: Screwdriving bit with C6.3 bit connection, profile T-S (Torx with pin).

Type	l ₁	pcs/PU	Item no.	€ / PU
T 10 S	25	2	806.80102	4,63
T 15 S	25	2	806.80152	4,63
T 20 S	25	2	806.80202	4,63
T 25 S	25	2	806.80252	4,63
T 27 S	25	2	806.80272	4,63
T 30 S	25	2	806.80302	4,63
T 40 S	25	2	806.80402	4,63

Type	l ₁	pcs/PU	Item no.	€ / PU
T 10 S	25	10	806.8010	21,93
T 15 S	25	10	806.8015	21,93
T 20 S	25	10	806.8020	21,63
T 25 S	25	10	806.8025	21,93
T 27 S	25	10	806.8027	21,93
T 30 S	25	10	806.8030	21,93
T 40 S	25	10	806.8040	21,93

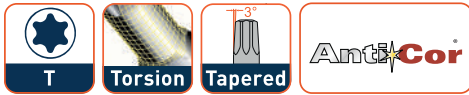

Torsion-screwdriving bit T, C6.3, 3° tapered



Execution: Torsion screwdriving bit with C6.3 bit connection, profile T (Torx). 3° Tapered for anti-cam-out effect.

Type	l ₁	pcs/PU	Item no.	€ / PU
T 10	25	2	807.00102	4,95
T 15	25	2	807.00152	4,95
T 20	25	2	807.00202	4,95
T 25	25	2	807.00252	4,95
T 30	25	2	807.00302	4,95
T 40	25	2	807.00402	4,95

Type	l ₁	pcs/PU	Item no.	€ / PU
T 10	25	10	807.0010	22,69
T 15	25	10	807.0015	22,69
T 20	25	10	807.0020	22,69
T 25	25	10	807.0025	22,69
T 30	25	10	807.0030	22,69
T 40	25	10	807.0040	22,69





Execution: Torsion screwdriving bit 'Anti-Cor' with C6.3 bit connection, profile T (Torx), stainless steel. 3° Tapered for anti-cam-out effect.

Application: Especially for fixing stainless steel screws in, for example, facade cladding. Prevents rust formation in the screw head and unattractive rust marks on the material.

Type	l ₁	pcs/PU	Item no.	€ / PU
T 10 *	25	2	807.10102	8,15
T 15 *	25	2	807.10152	8,15
T 25 *	25	2	807.10252	8,15
T 30 *	25	2	807.10302	8,15
T 40 *	25	2	807.10402	8,15

Type	l ₁	pcs/PU	Item no.	€ / PU
T 10 *	25	10	807.1010	38,70
T 15 *	25	10	807.1015	38,70
T 25 *	25	10	807.1025	38,70
T 30 *	25	10	807.1030	38,70
T 40 *	25	10	807.1040	38,70

* Phase-out item, available until stock has depleted



Execution: Torsion screwdriving bit with C6.3 bit connection, profile T (Torx), with TiN-coating. 3° Tapered for anti-cam-out effect.

Application: Ideal for automated production lines and in combination with power tools.

Type	l ₁	pcs/PU	Item no.	€ / PU
T 10	25	2	807.20102	7,10
T 15	25	2	807.20152	7,10
T 20	25	2	807.20202	7,10
T 25	25	2	807.20252	7,10
T 30	25	2	807.20302	7,10
T 40	25	2	807.20402	7,10

Type	l ₁	pcs/PU	Item no.	€ / PU
T 10	25	10	807.2010	33,44
T 15	25	10	807.2015	33,44
T 20	25	10	807.2020	33,44
T 25	25	10	807.2025	33,44
T 30	25	10	807.2030	33,44
T 40	25	10	807.2040	33,44

Execution: Screwdriving bit with E6.3 bit connection, profile T (Torx).



Type	l ₁	pcs/PU	Item no.	€ / PU
T 10	50	2	808.00102	6,49
T 15	50	2	808.00152	6,49
T 20	50	2	808.00202	6,49
T 25	50	2	808.00252	6,49
T 27	50	2	808.00272	6,49
T 30	50	2	808.00302	6,49
T 40	50	2	808.00402	6,49
T 10	70	1	808.10101	5,11
T 15	70	1	808.10151	5,11
T 20	70	1	808.10201	5,11
T 25	70	1	808.10251	5,11
T 27	70	1	808.10271	5,11
T 30	70	1	808.10301	5,11
T 40	70	1	808.10401	5,11
T 10	89	1	808.20101	5,14
T 15	89	1	808.20151	5,14
T 20	89	1	808.20201	5,14
T 25	89	1	808.20251	5,14
T 27	89	1	808.20271	5,14
T 30	89	1	808.20301	5,14
T 40	89	1	808.20401	5,14
T 10	110	1	808.30101	5,26
T 15	110	1	808.30151	5,26
T 20	110	1	808.30201	5,26
T 25	110	1	808.30251	5,26
T 27	110	1	808.30271	5,26
T 30	110	1	808.30301	5,26
T 40	110	1	808.30401	5,26
T 10	127	1	808.40101	7,29
T 15	127	1	808.40151	7,29
T 20	127	1	808.40201	7,29
T 25	127	1	808.40251	7,29
T 27	127	1	808.40271	7,29
T 30	127	1	808.40301	7,29
T 40	127	1	808.40401	7,29
T 10	152	1	808.50101	8,51
T 15	152	1	808.50151	8,51
T 20	152	1	808.50201	8,51
T 25	152	1	808.50251	8,51
T 27	152	1	808.50271	8,51
T 30	152	1	808.50301	8,51
T 40	152	1	808.50401	8,51

Type	l ₁	pcs/PU	Item no.	€ / PU
T 10	50	10	808.0010	30,37
T 15	50	10	808.0015	30,37
T 20	50	10	808.0020	30,37
T 25	50	10	808.0025	30,37
T 27	50	10	808.0027	30,37
T 30	50	10	808.0030	30,37
T 40	50	10	808.0040	30,37
T 10	70	10	808.1010	46,48
T 15	70	10	808.1015	46,48
T 20	70	10	808.1020	46,48
T 25	70	10	808.1025	46,48
T 27	70	10	808.1027	46,48
T 30	70	10	808.1030	46,48
T 40	70	10	808.1040	46,48
T 10	89	10	808.2010	46,70
T 15	89	10	808.2015	46,70
T 20	89	10	808.2020	46,70
T 25	89	10	808.2025	46,70
T 27	89	10	808.2027	46,70
T 30	89	10	808.2030	46,70
T 40	89	10	808.2040	46,70
T 10	110	10	808.3010	47,35
T 15	110	10	808.3015	47,35
T 20	110	10	808.3020	47,35
T 25	110	10	808.3025	47,35
T 27	110	10	808.3027	47,35
T 30	110	10	808.3030	47,35
T 40	110	10	808.3040	47,35
T 10	127	10	808.4010	67,08
T 15	127	10	808.4015	67,08
T 20	127	10	808.4020	67,08
T 25	127	10	808.4025	67,08
T 27	127	10	808.4027	67,08
T 30	127	10	808.4030	67,08
T 40	127	10	808.4040	67,08
T 10	152	10	808.5010	79,03
T 15	152	10	808.5015	79,03
T 20	152	10	808.5020	79,03
T 25	152	10	808.5025	79,03
T 27	152	10	808.5027	79,03
T 30	152	10	808.5030	79,03
T 40	152	10	808.5040	79,03

Screwdriving bit T-T, E6.3




Execution: Screwdriving bit with E6.3 bit connection, profile T-T (Torx Tamper).
Application: Ideal for computers, home appliances, power tools, etc.

Type	l ₁	pcs/PU	Item no.	€ / PU
T 10 T	50	2	808.70102	7,94
T 15 T	50	2	808.70152	7,94
T 20 T	50	2	808.70202	7,94
T 25 T	50	2	808.70252	7,94
T 30 T	50	2	808.70302	7,94
T 40 T	50	2	808.70402	7,94

Type	l ₁	pcs/PU	Item no.	€ / PU
T 10 T	50	10	808.7010	37,60
T 15 T	50	10	808.7015	37,60
T 20 T	50	10	808.7020	37,60
T 25 T	50	10	808.7025	37,60
T 27 T	50	10	808.7027	37,81
T 30 T	50	10	808.7030	37,60
T 40 T	50	10	808.7040	37,60

809 Screwdriving bit SQD, C6.3



Execution: Screwdriving bit with C6.3 bit connection, profile SQD (Robertson).
Application: Production of recreational vehicles (RV's), air ducts and furniture.

Type	l ₁	pcs/PU	Item no.	€ / PU
SQD 0	25	2	809.00002	2,12
SQD 1	25	2	809.00012	2,12
SQD 2	25	2	809.00022	2,12
SQD 3	25	2	809.00032	2,12

Type	l ₁	pcs/PU	Item no.	€ / PU
SQD 0	25	10	809.0000	8,55
SQD 1	25	10	809.0001	8,55
SQD 2	25	10	809.0002	8,55
SQD 3	25	10	809.0003	8,55

810 Screwdriving bit SQD, E6.3




Execution: Screwdriving bit with E6.3 bit connection, profile SQD (Robertson).
Application: Production of recreational vehicles (RV's), air ducts and furniture.

Type	l ₁	pcs/PU	Item no.	€ / PU
SQD 0	50	2	810.00002	3,99
SQD 1	50	2	810.00012	3,99
SQD 2	50	2	810.00022	3,99
SQD 3	50	2	810.00032	3,99
SQD 0	70	1	810.10001	2,96
SQD 1	70	1	810.10011	2,96
SQD 2	70	1	810.10021	2,96
SQD 3	70	1	810.10031	2,96
SQD 0	89	1	810.20001	3,85
SQD 1	89	1	810.20011	3,85
SQD 2	89	1	810.20021	3,85
SQD 3	89	1	810.20031	3,85

Type	l ₁	pcs/PU	Item no.	€ / PU
SQD 0	50	10	810.0000	17,87
SQD 1	50	10	810.0001	17,87
SQD 2	50	10	810.0002	17,87
SQD 3	50	10	810.0003	17,87
SQD 0	70	10	810.1000	24,99
SQD 1	70	10	810.1001	24,99
SQD 2	70	10	810.1002	24,99
SQD 3	70	10	810.1003	24,99
SQD 0	89	10	810.2000	33,76
SQD 1	89	10	810.2001	33,76
SQD 2	89	10	810.2002	33,76
SQD 3	89	10	810.2003	33,76

Screwdriving bit HEX, C6.3

Execution: Screwdriving bit with C6.3 bit connection, profile HEX (Allen).



Type	l ₁	pcs/PU	Item no.	€ / PU
SW 2	25	2	811.00202	2,96
SW 2,5	25	2	811.00252	2,96
SW 3	25	2	811.00302	2,96
SW 4	25	2	811.00402	2,96
SW 5	25	2	811.00502	2,96
SW 6	25	2	811.00602	2,96
SW 7	25	2	811.00702	3,84
SW 8	25	2	811.00802	4,27
SW 10	25	2	811.01002	5,88

Type	l ₁	pcs/PU	Item no.	€ / PU
SW 2	25	10	811.0020	12,72
SW 2,5	25	10	811.0025	12,72
SW 3	25	10	811.0030	12,72
SW 4	25	10	811.0040	12,72
SW 5	25	10	811.0050	12,72
SW 6	25	10	811.0060	12,72
SW 7	25	10	811.0070	17,10
SW 8	25	10	811.0080	19,29
SW 10	25	10	811.0100	27,29

Screwdriving bit HEX, C6.3, ball head

Execution: Screwdriving bit with C6.3 bit connection, profile HEX (Allen), with ball head.

Application: For hard to reach screws and bolts with hex-socket drive. Max. axial angle is 25°.



Type	l ₁	pcs/PU	Item no.	€ / PU
SW 2	25	2	811.10202	5,20
SW 2,5	25	2	811.10252	5,20
SW 3	25	2	811.10302	5,20
SW 4	25	2	811.10402	5,20
SW 5	25	2	811.10502	5,20
SW 6	25	2	811.10602	5,20

Type	l ₁	pcs/PU	Item no.	€ / PU
SW 2	25	10	811.1020	23,90
SW 2,5	25	10	811.1025	23,90
SW 3	25	10	811.1030	23,90
SW 4	25	10	811.1040	23,90
SW 5	25	10	811.1050	23,90
SW 6	25	10	811.1060	23,90

Screwdriving bit HEX, E6.3

Execution: Screwdriving bit with E6.3 bit connection, profile HEX (Allen).



Type	l ₁	pcs/PU	Item no.	€ / PU
SW 2	50	2	811.20202	6,84
SW 2,5	50	2	811.20252	6,84
SW 3	50	2	811.20302	6,84
SW 4	50	2	811.20402	6,84
SW 5	50	2	811.20502	6,84
SW 6	50	2	811.20602	6,84
SW 8	50	2	811.20802	8,33

Type	l ₁	pcs/PU	Item no.	€ / PU
SW 2	50	10	811.2020	32,12
SW 2,5	50	10	811.2025	32,12
SW 3	50	10	811.2030	32,12
SW 4	50	10	811.2040	32,12
SW 5	50	10	811.2050	32,12
SW 6	50	10	811.2060	32,12
SW 8	50	10	811.2080	39,57

812

Screwdriving bit SL, C6.3



Execution: Screwdriving bit with C6.3 bit connection, profile SL (Slot).

Type	l ₁	pcs/PU	Item no.	€ / PU
SL 0,5 x 3,0	25	2	812.00302	2,24
SL 0,6 x 3,5	25	2	812.00352	2,24
SL 0,8 x 4,0	25	2	812.00402	2,24
SL 1,0 x 5,5	25	2	812.00552	2,24
SL 1,2 x 6,5	25	2	812.00652	2,24
SL 1,6 x 8,0	25	2	812.00802	3,16

Type	l ₁	pcs/PU	Item no.	€ / PU
SL 0,5 x 3,0	25	10	812.0030	9,10
SL 0,6 x 3,5	25	10	812.0035	9,10
SL 0,8 x 4,0	25	10	812.0040	9,10
SL 1,0 x 5,5	25	10	812.0055	9,10
SL 1,2 x 6,5	25	10	812.0065	9,10
SL 1,6 x 8,0	25	10	812.0080	13,71

Screwdriving bit SL, E6.3



Execution: Screwdriving bit with E6.3 bit connection, profile SL (Slot).

Type	l ₁	pcs/PU	Item no.	€ / PU
SL 0,6 x 3,5	50	2	812.10352	4,69
SL 0,8 x 4,0	50	2	812.10402	4,69
SL 1,0 x 5,5	50	2	812.10552	4,69
SL 1,2 x 6,5	50	2	812.10652	4,69
SL 1,6 x 8,0	50	2	812.10802	6,75

Type	l ₁	pcs/PU	Item no.	€ / PU
SL 0,6 x 3,5	50	10	812.1035	21,37
SL 0,8 x 4,0	50	10	812.1040	21,37
SL 1,0 x 5,5	50	10	812.1055	21,37
SL 1,2 x 6,5	50	10	812.1065	21,37
SL 1,6 x 8,0	50	10	812.1080	31,68

813

Screwdriving bit XZN, C6.3



Execution: Screwdriving bit with C6.3 bit connection, profile XZN (Triple-square).
Application: Automotive industry.

Type	l ₁	pcs/PU	Item no.	€ / PU
XZN M4	25	2	813.00042	3,42
XZN M5	25	2	813.00052	3,42
XZN M6	25	2	813.00062	3,42
XZN M8	25	2	813.00082	6,16
XZN M10	25	2	813.00102	6,16

Type	l ₁	pcs/PU	Item no.	€ / PU
XZN M4	25	10	813.0004	15,02
XZN M5	25	10	813.0005	15,02
XZN M6	25	10	813.0006	15,02
XZN M8	25	10	813.0008	28,71
XZN M10	25	10	813.0010	28,71

814

Screwdriving bit SP, C6.3



Execution: Screwdriving bit with C6.3 bit connection, profile SP (Spanner).


Application: Safety screws, home appliances and power tools.

Type	l ₁	pcs/PU	Item no.	€ / PU
SP 4	25	2	814.00042	6,12
SP 6	25	2	814.00062	6,12
SP 8	25	2	814.00082	6,12
SP 10	25	2	814.00102	6,12

Type	l ₁	pcs/PU	Item no.	€ / PU
SP 4	25	10	814.0004	28,50
SP 6	25	10	814.0006	28,50
SP 8	25	10	814.0008	28,50
SP 10	25	10	814.0010	28,50

815

Screwdriving bit TW, C6.3



Execution: Screwdriving bit with C6.3 bit connection, profile TW (Tri-Wing).


Application: Safety screws, home appliances and power tools.

Type	l ₁	pcs/PU	Item no.	€ / PU
TW 1	25	2	815.00012	6,55
TW 2	25	2	815.00022	6,55
TW 3	25	2	815.00032	6,55
TW 4	25	2	815.00042	6,55
TW 5	25	2	815.00052	6,55
TW 6	25	2	815.00062	6,55
TW 7	25	2	815.00072	6,55

Type	l ₁	pcs/PU	Item no.	€ / PU
TW 1	25	10	815.0001	30,69
TW 2	25	10	815.0002	30,69
TW 3	25	10	815.0003	30,69
TW 4	25	10	815.0004	30,69
TW 5	25	10	815.0005	30,69
TW 6	25	10	815.0006	30,69
TW 7	25	10	815.0007	30,69

815

Screwdriving bit TS, C6.3



Execution: Screwdriving bit with C6.3 bit connection, profile TS (Torq-set).

Application: Space and aviation industry.

Type	l ₁	pcs/PU	Item no.	€ / PU
TS 1	25	2	815.10012	6,55
TS 2	25	2	815.10022	6,55
TS 3	25	2	815.10032	6,55
TS 4	25	2	815.10042	6,55
TS 5	25	2	815.10052	6,55
TS 6	25	2	815.10062	6,55
TS 8	25	2	815.10082	6,55
TS 10	25	2	815.10102	6,55

TS 1	25	10	815.1001	30,69
TS 2	25	10	815.1002	30,69
TS 3	25	10	815.1003	30,69
TS 4	25	10	815.1004	30,69
TS 5	25	10	815.1005	30,69
TS 6	25	10	815.1006	30,69
TS 8	25	10	815.1008	30,69
TS 10	25	10	815.1010	30,69

Bit-set BASIC 34 pcs



825.0300



825.0305

NEW



825.0300



825.0305



Description	Content		pcs/PU	Item no.	€ / PU
34 pcs BASIC Bit-set	PH (Phillips) : 2x PH1, 4x PH2 and 2x PH3 PZ (Pozi) : 2x PZ1, 4x PZ2 and 2x PZ3 T (Torx®) : 2x T10, 2x T15, 4x T20, 4x T25, 1x T27, 2x T30 and 2x T40 1x Bit holder (magnetic)	10	1	825.0300	24,15
34 pcs BASIC Bit-set	PH (Phillips) : 1x PH1, 2x PH2 and 1x PH3 PZ (Pozi) : 1x PZ1, 2x PZ2 and 1x PZ3 SL (Slot) : 1x SL3, 1x SL4, 1x SL5,5 and 1x SL6,5 T (Torx®) : 1x T10, 1x T15, 2x T20, 2x T25, 1x T30 and 1x T40 TT (Torx Tamper) : 1x TT10, 1xTT15, 1x TT20, 1x TT25, 1x TT27, 1x TT30 and 1x TT40 SQD (Robertson) : 1x SQD2 HEX (Inbus) : 1x HEX2,5, 1x HEX3, 1x HEX4, 1x HEX5 and 1x HEX6 1x Bit holder (magnetic)	10	1	825.0305	26,73



825.0105

825.0110

818.0001

825.0106

825.0111

818.0080



Description	Content	pcs/PU	Item no.	€ / PU
13-pc. Bit set 'BASIC'	PH (Phillips) : 1, 2 and 3 PZ (Pozi) : 1, 2 and 3 T (Torx®) : 15, 20, 25, 30 and 40 1x magnetic bitholder (818.0001)	1	825.0105	16,50
13-pc. Bit set 'BASIC' + 'SLIM'	PH (Phillips) : 1, 2 and 3 PZ (Pozi) : 1, 2 and 3 T (Torx®) : 15, 20, 25, 30 and 40 1x magnetic quick-change bitholder 'SLIM' (818.0080)	1	825.0106	19,95
13-pc. Bit set 'BASIC'	T (Torx®) : 1x10, 2x15, 3x20, 3x25, 2x30 and 1x40 1x magnetic bitholder (818.0001)	1	825.0110	21,50
13-pc. Bit set 'BASIC' + 'SLIM'	T (Torx®) : 1x10, 2x15, 3x20, 3x25, 2x30 and 1x40 1x magnetic quick-change bitholder 'SLIM' (818.0080)	1	825.0111	24,95



825.0120

825.0125

825.0130



Description	Content	pcs/PU	Item no.	€ / PU
6-pc. Bit set 'BASIC' 50mm PH-PZ	PH (Phillips) : 1, 2 and 3 PZ (Pozi) : 1, 2 and 3	12	825.0120	9,95
6-pc. Bit set 'BASIC' 50mm PH-PZ-T	PH (Phillips) : 2 PZ (Pozi) : 2 T (Torx®) : 15, 20, 25 and 30	12	825.0125	13,95
6-pc. Bit set 'BASIC' 50mm T	T (Torx®) : 10, 15, 20, 25, 30 and 40	12	825.0130	17,95



825.0135



825.0140



**IMPACT
BLACK**

Description	Content		pcs/PU	Item no.	€ / PU
6-pc. IMPACT bit set 50mm PH-PZ-T	PH (Phillips) : 2 PZ (Pozi) : 2 T (Torx®) : 15, 20, 25 en 30	12	1	825.0135	19,95
6-pc. IMPACT bit set 50mm T	T (Torx®) : 10, 15, 20, 25, 30 and 40	12	1	825.0140	19,95

BLACK IMPACT BITS

High precision profiles reach extremely high fitting accuracy in the screw head

Sustainable reduction of bit tip stress

Absorption of impact power through the optimised torsion zone

High stability workmanship, made of molybdenum vanadium steel

The diagram shows a black impact bit with a textured torsion zone. Orange arrows indicate the flow of impact power through this zone. The bit is labeled 'BLACK IMPACT' and 'PZ2'.

DIAMOND IMPACT BITS

Small diamonds grab themselves in the screw, thereby counteracting the so-called „Cam-Out-Effect“

High precision profiles reach extremely high fitting accuracy in the screw head

Sustainable reduction of bit tip stress

Absorption of impact power through the optimised torsion zone

High stability workmanship, made of molybdenum vanadium steel

The diagram shows a diamond impact bit with a textured torsion zone. Blue arrows indicate the flow of impact power through this zone. The bit is labeled 'ROTEC 817.0302', 'IMPACT DIAMOND', and 'PH2 Made in Germany'.

ATHLET IMPACT BITS WITH TORSION ZONE

Modern impact drills are getting increasingly strong, leading to higher torques and more powerful impact forces being transmitted. At the same time, the requirements for the bits are increasing. ATHLET, however, provides a reliable solution: The impact bits.

These bits are designed with an optimised torsion zone. This zone absorbs the high impact force of power tools and, as a result, sustainably reduces the bit tip stress. Thus the bit stays eminently long-lasting.

The ATHLET impact bits are made of high-alloy molybdenum vanadium steel, afterwards tempered tough and hard. The combination of high stability workmanship and a sophisticated

torsion zone ensures a professional tightening process – for the long run.

Our impact bits have high precision profiles and reach an extremely high fitting accuracy in the screw head.

They are available in lengths of 30 and 50 mm. The 50 mm version can be applied directly, without additional bit holder, into impact screwdrivers.

ATHLET completes the impact bits series with an additional magnetic impact bit holder for our impact bits in 30 mm length. The additional torsion zone of the Impact magnetic bit holder supports the 30 mm impact bits in the aspect of absorbing high impact forces.

817

IMPACT Screwdriving bit PH, C6.3



Execution: IMPACT Screwdriving bit with C6.3 bit connection, profile PH (Phillips).

Application: IMPACT Screwdriving bits 'BLACK' for impact-screwdriver machines. The base for a perfectly tough and resilient screwdriver bit is the result of a combination of a hardened special steel and an optimised geometries. Ideal screwdriver bit for the toughest applications.

Type	l ₁	pcs/PU	Item no.	€ / PU
PH 1	30	2	817.00012	3,84
PH 2	30	2	817.00022	3,84
PH 3	30	2	817.00032	3,84
PH 1	30	10	817.0001	17,10
PH 2	30	10	817.0002	17,10
PH 3	30	10	817.0003	17,10

IMPACT Screwdriving bit PH, E6.3



Execution: IMPACT Screwdriving bit with E6.3 bit connection, profile PH (Phillips).

Application: IMPACT Screwdriving bits 'BLACK' for impact-screwdriver machines. The base for a perfectly tough and resilient screwdriver bit is the result of a combination of a hardened special steel and an optimised geometries. Ideal screwdriver bit for the toughest applications.

Type	l ₁	pcs/PU	Item no.	€ / PU
PH 1	50	2	817.01012	7,12
PH 2	50	2	817.01022	7,12
PH 3	50	2	817.01032	7,12
PH 1	50	5	817.0101	16,78
PH 2	50	5	817.0102	16,78
PH 3	50	5	817.0103	16,78

IMPACT Screwdriving bit PH, C6.3, 'DIAMOND'



Execution: IMPACT Screwdriving bit 'DIAMOND' with C6.3 bit connection, profile PH (Phillips).

Application: IMPACT Screwdriving bits 'DIAMOND' for impact-screwdriver machines. The base for a perfectly tough and resilient screwdriver bit is the result of a combination of a hardened special steel and an optimised geometries. Ideal screwdriver bit for the toughest applications.

Type	l ₁	pcs/PU	Item no.	€ / PU
PH 1	30	2	817.02012	8,37
PH 2	30	2	817.02022	8,37
PH 3	30	2	817.02032	8,37
PH 1	30	10	817.0201	39,79
PH 2	30	10	817.0202	39,79
PH 3	30	10	817.0203	39,79

IMPACT Screwdriving bit PH, E6.3, 'DIAMOND'



Execution: IMPACT Screwdriving bit 'DIAMOND' with E6.3 bit connection, profile PH (Phillips).

Application: IMPACT Screwdriving bits 'DIAMOND' for impact-screwdriver machines. The base for a perfectly tough and resilient screwdriver bit is the result of a combination of a hardened special steel and an optimised geometries. Ideal screwdriver bit for the toughest applications.

Type	l ₁	pcs/PU	Item no.	€ / PU
PH 1	50	2	817.03012	11,69
PH 2	50	2	817.03022	11,69
PH 3	50	2	817.03032	11,69
PH 1	50	5	817.0301	28,17
PH 2	50	5	817.0302	28,17
PH 3	50	5	817.0303	28,17

IMPACT Screwdriving bit PZ, C6.3



Execution: IMPACT Screwdriving bit with C6.3 bit connection, profile PZ (Pozidriv).

Application: IMPACT Screwdriving bits 'BLACK' for impact-screwdriver machines. The base for a perfectly tough and resilient screwdriver bit is the result of a combination of a hardened special steel and an optimised geometries. Ideal screwdriver bit for the toughest applications.

Type	l ₁	pcs/PU	Item no.	€ / PU
PZ 1	30	2	817.10012	3,84
PZ 2	30	2	817.10022	3,84
PZ 3	30	2	817.10032	3,84
PZ 1	30	10	817.1001	17,10
PZ 2	30	10	817.1002	17,10
PZ 3	30	10	817.1003	17,10

IMPACT Screwdriving bit PZ, E6.3



Execution: IMPACT Screwdriving bit with E6.3 bit connection, profile PZ (Pozidriv).

Application: IMPACT Screwdriving bits 'BLACK' for impact-screwdriver machines. The base for a perfectly tough and resilient screwdriver bit is the result of a combination of a hardened special steel and an optimised geometries. Ideal screwdriver bit for the toughest applications.

Type	l ₁	pcs/PU	Item no.	€ / PU
PZ 1	50	2	817.11012	7,12
PZ 2	50	2	817.11022	7,12
PZ 3	50	2	817.11032	7,12
PZ 1	50	5	817.1101	16,78
PZ 2	50	5	817.1102	16,78
PZ 3	50	5	817.1103	16,78

IMPACT Screwdriving bit PZ, C6.3, 'DIAMOND'




Execution: IMPACT Screwdriving bit 'DIAMOND' with C6.3 bit connection, profile PZ (Pozidriv).

Application: IMPACT Screwdriving bits 'DIAMOND' for impact-screwdriver machines. The base for a perfectly tough and resilient screwdriver bit is the result of a combination of a hardened special steel and an optimised geometries. Ideal screwdriver bit for the toughest applications.

Type	l ₁	pcs/PU	Item no.	€ / PU
PZ 1	30	2	817.12012	8,37
PZ 2	30	2	817.12022	8,37
PZ 3	30	2	817.12032	8,37
PZ 1	30	10	817.1201	39,79
PZ 2	30	10	817.1202	39,79
PZ 3	30	10	817.1203	39,79

IMPACT Screwdriving bit PZ, E6.3, 'DIAMOND'



Execution: IMPACT Screwdriving bit 'DIAMOND' with E6.3 bit connection, profile PZ (Pozidriv).

Application: IMPACT Screwdriving bits 'DIAMOND' for impact-screwdriver machines. The base for a perfectly tough and resilient screwdriver bit is the result of a combination of a hardened special steel and an optimised geometries. Ideal screwdriver bit for the toughest applications.

Type	l ₁	pcs/PU	Item no.	€ / PU
PZ 1	50	2	817.13012	11,69
PZ 2	50	2	817.13022	11,69
PZ 3	50	2	817.13032	11,69
PZ 1	50	5	817.1301	28,17
PZ 2	50	5	817.1302	28,17
PZ 3	50	5	817.1303	28,17

IMPACT Screwdriving bit T, C6.3



Execution: IMPACT Screwdriving bit with C6.3 bit connection, profile T (Torx).

Application: IMPACT Screwdriving bits 'BLACK' for impact-screwdriver machines. The base for a perfectly tough and resilient screwdriver bit is the result of a combination of a hardened special steel and an optimised geometries. Ideal screwdriver bit for the toughest applications.

Type	l ₁	pcs/PU	Item no.	€ / PU
T 10	30	2	817.20102	4,98
T 15	30	2	817.20152	4,98
T 20	30	2	817.20202	4,98
T 25	30	2	817.20252	4,98
T 30	30	2	817.20302	4,98
T 40	30	2	817.20402	4,98

Type	l ₁	pcs/PU	Item no.	€ / PU
T 10	30	10	817.2010	22,80
T 15	30	10	817.2015	22,80
T 20	30	10	817.2020	22,80
T 25	30	10	817.2025	22,80
T 30	30	10	817.2030	22,80
T 40	30	10	817.2040	22,80

IMPACT Screwdriving bit T, E6.3



Execution: IMPACT Screwdriving bit with E6.3 bit connection, profile T (Torx).

Application: IMPACT Screwdriving bits 'BLACK' for impact-screwdriver machines. The base for a perfectly tough and resilient screwdriver bit is the result of a combination of a hardened special steel and an optimised geometries. Ideal screwdriver bit for the toughest applications.

Type	l ₁	pcs/PU	Item no.	€ / PU
T 10	50	2	817.21102	8,37
T 15	50	2	817.21152	8,37
T 20	50	2	817.21202	8,37
T 25	50	2	817.21252	8,37
T 30	50	2	817.21302	8,37
T 40	50	2	817.21402	8,37

Type	l ₁	pcs/PU	Item no.	€ / PU
T 10	50	5	817.2110	19,90
T 15	50	5	817.2115	19,90
T 20	50	5	817.2120	19,90
T 25	50	5	817.2125	19,90
T 30	50	5	817.2130	19,90
T 40	50	5	817.2140	19,90

IMPACT Screwdriving bit T, C6.3, 'DIAMOND'



Execution: IMPACT Screwdriving bit 'DIAMOND' with C6.3 bit connection, profile T (Torx).

Application: IMPACT Screwdriving bits 'DIAMOND' for impact-screwdriver machines. The base for a perfectly tough and resilient screwdriver bit is the result of a combination of a hardened special steel and an optimised geometries. Ideal screwdriver bit for the toughest applications.

Type	l ₁	pcs/PU	Item no.	€ / PU
T 10	30	2	817.22102	9,52
T 15	30	2	817.22152	9,52
T 20	30	2	817.22202	9,52
T 25	30	2	817.22252	9,52
T 30	30	2	817.22302	9,52
T 40	30	2	817.22402	9,52

Type	l ₁	pcs/PU	Item no.	€ / PU
T 10	30	10	817.22110	45,49
T 15	30	10	817.22115	45,49
T 20	30	10	817.22210	45,49
T 25	30	10	817.22215	45,49
T 30	30	10	817.22310	45,49
T 40	30	10	817.22410	45,49

IMPACT Screwdriving bit T, E6.3, 'DIAMOND'



Execution: IMPACT Screwdriving bit 'DIAMOND' with E6.3 bit connection, profile T (Torx).

Application: IMPACT Screwdriving bits 'DIAMOND' for impact-screwdriver machines. The base for a perfectly tough and resilient screwdriver bit is the result of a combination of a hardened special steel and an optimised geometries. Ideal screwdriver bit for the toughest applications.

Type	l ₁	pcs/PU	Item no.	€ / PU
T 10	50	2	817.23102	12,94
T 15	50	2	817.23152	12,94
T 20	50	2	817.23202	12,94
T 25	50	2	817.23252	12,94
T 30	50	2	817.23302	12,94
T 40	50	2	817.23402	12,94

Type	l ₁	pcs/PU	Item no.	€ / PU
T 10	50	5	817.23110	31,29
T 15	50	5	817.23115	31,29
T 20	50	5	817.23210	31,29
T 25	50	5	817.23215	31,29
T 30	50	5	817.23310	31,29
T 40	50	5	817.23410	31,29

IMPACT Screwdriving bit SQD, C6.3



Execution: IMPACT Screwdriving bit with C6.3 bit connection, profile SQD (Robertson).

Application: IMPACT Screwdriving bits 'BLACK' for impact-screwdriver machines. The base for a perfectly tough and resilient screwdriver bit is the result of a combination of a hardened special steel and an optimised geometries. Ideal screwdriver bit for the toughest applications.

Type	l ₁	pcs/PU	Item no.	€ / PU
SQD 1	30	2	817.30012	4,98
SQD 2	30	2	817.30022	4,98
SQD 3	30	2	817.30032	4,98
SQD 1	30	10	817.3001	22,80
SQD 2	30	10	817.3002	22,80
SQD 3	30	10	817.3003	22,80

IMPACT Screwdriving bit SQD, E6.3

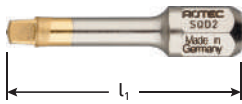


Execution: IMPACT Screwdriving bit with E6.3 bit connection, profile SQD (Robertson).

Application: IMPACT Screwdriving bits 'BLACK' for impact-screwdriver machines. The base for a perfectly tough and resilient screwdriver bit is the result of a combination of a hardened special steel and an optimised geometries. Ideal screwdriver bit for the toughest applications.

Type	l ₁	pcs/PU	Item no.	€ / PU
SQD 1	50	2	817.31012	8,37
SQD 2	50	2	817.31022	8,37
SQD 3	50	2	817.31032	8,37
SQD 1	50	5	817.3101	19,90
SQD 2	50	5	817.3102	19,90
SQD 3	50	5	817.3103	19,90

IMPACT Screwdriving bit SQD, C6.3, 'DIAMOND'



Execution: IMPACT Screwdriving bit 'DIAMOND' with C6.3 bit connection, profile SQD (Robertson).

Application: IMPACT Screwdriving bits 'DIAMOND' for impact-screwdriver machines. The base for a perfectly tough and resilient screwdriver bit is the result of a combination of a hardened special steel and an optimised geometries. Ideal screwdriver bit for the toughest applications.

Type	l ₁	pcs/PU	Item no.	€ / PU
SQD 1	30	2	817.32012	9,52
SQD 2	30	2	817.32022	9,52
SQD 3	30	2	817.32032	9,52
SQD 1	30	10	817.3201	45,49
SQD 2	30	10	817.3202	45,49
SQD 3	30	10	817.3203	45,49

IMPACT Screwdriving bit SQD, E6.3, 'DIAMOND'



Execution: IMPACT Screwdriving bit 'DIAMOND' with E6.3 bit connection, profile SQD (Robertson).

Application: IMPACT Screwdriving bits 'DIAMOND' for impact-screwdriver machines. The base for a perfectly tough and resilient screwdriver bit is the result of a combination of a hardened special steel and an optimised geometries. Ideal screwdriver bit for the toughest applications.

Type	l ₁	pcs/PU	Item no.	€ / PU
SQD 1	50	2	817.33012	12,94
SQD 2	50	2	817.33022	12,94
SQD 3	50	2	817.33032	12,94
SQD 1	50	5	817.3301	31,29
SQD 2	50	5	817.3302	31,29
SQD 3	50	5	817.3303	31,29

IMPACT Screwdriving bit HEX, C6.3



Execution: IMPACT Screwdriving bit with C6.3 bit connection, profile HEX (Allen).

Application: IMPACT Screwdriving bits 'BLACK' for impact-screwdriver machines. The base of a perfectly tough and resilient screwdriver bit is the result of a combination of a hardened special steel and an optimised geometries. Ideal screwdriver bit for the toughest applications.

Type	l ₁	pcs/PU	Item no.	€ / PU
SW 3	30	2	817.40032	4,98
SW 4	30	2	817.40042	4,98
SW 5	30	2	817.40052	4,98
SW 6	30	2	817.40062	4,98
SW 3	30	10	817.4003	22,80
SW 4	30	10	817.4004	22,80
SW 5	30	10	817.4005	22,80
SW 6	30	10	817.4006	22,80

IMPACT Screwdriving bit HEX, E6.3



Execution: IMPACT Screwdriving bit with E6.3 bit connection, profile HEX (Allen).

Application: IMPACT Screwdriving bits 'BLACK' for impact-screwdriver machines. The base of a perfectly tough and resilient screwdriver bit is the result of a combination of a hardened special steel and an optimised geometries. Ideal screwdriver bit for the toughest applications.

Type	l ₁	pcs/PU	Item no.	€ / PU
SW 3	50	2	817.41032	8,37
SW 4	50	2	817.41042	8,37
SW 5	50	2	817.41052	8,37
SW 6	50	2	817.41062	8,37
SW 3	50	5	817.4103	19,90
SW 4	50	5	817.4104	19,90
SW 5	50	5	817.4105	19,90
SW 6	50	5	817.4106	19,90

825

IMPACT bit-set, E6.3



825.0135



825.0140



Description	Content	📦	pcs/PU	Item no.	€ / PU
6-pc. IMPACT bit set 50mm PH-PZ-T	PH (Phillips) : 2 PZ (Pozi) : 2 T (Torx®) : 15, 20, 25 en 30	12	1	825.0135	19,95
6-pc. IMPACT bit set 50mm T	T (Torx®) : 10, 15, 20, 25, 30 and 40	12	1	825.0140	19,95

818

Bit holder | without C-ring

ROTEC®



Execution: Magnetic bit holders without C-ring. Hexagon shank according to DIN 3126-E6.3 (ISO 1173).

Type	l ₁	Body	pcs/PU	Item no.	€ / PU
Magnetic	60	ø10 x 35	1	818.00011	4,32
Magnetic	60	ø10 x 35	10	818.0001	38,26

Bit holder | with C-ring

ROTEC®



Execution: Magnetic bit holders with C-ring. Hexagon shank according to DIN 3126-E6.3 (ISO 1173).

Type	l ₁	Body	pcs/PU	Item no.	€ / PU
Magnetic	60	ø11 x 35	1	818.00101	5,42
Magnetic	74	ø11 x 35	1	818.00151	8,71
Magnetic	100	ø10 x 35	1	818.00251	16,86
Magnetic	150	ø10 x 35	1	818.00301	19,12
Magnetic	200	ø10 x 35	1	818.00351	20,45
Magnetic	250	ø10 x 35	1	818.00401	20,73
Magnetic	60	ø11 x 35	10	818.0010	49,22
Magnetic	74	ø11 x 35	10	818.0015	82,11
Magnetic	100	ø10 x 35	10	818.0025	163,58
Magnetic	150	ø10 x 35	10	818.0030	185,40
Magnetic	200	ø10 x 35	10	818.0035	196,36
Magnetic	250	ø10 x 35	10	818.0040	207,32

Stainless steel bit holder | with C-ring

ROTEC®



INOX



Execution: Non-magnetic bit holders with C-ring for stainless steel bits. Hexagon shank according to DIN 3126-E6.3 (ISO 1173).

Type	l ₁	Body	pcs/PU	Item no.	€ / PU
Non-magnetic	60	ø11x32	1	818.00171	5,42
Non-magnetic	60	ø11x32	10	818.0017	49,22



INOX



Execution: Magnetic stainless steel bit holders with C-ring. Machined from one piece. Hexagon shank according to DIN 3126-E6.3 (ISO 1173).

Type	l ₁	Body	pcs/PU	Item no.	€ / PU
Magnetic	74	ø9,6x45	1	818.00201	9,19
Magnetic	74	ø9,6x45	10	818.0020	86,96

Bit holder, for drywall screws

ROTEC®



Execution: Magnetic bit holder for drywall screws. Hexagon shank according to DIN 3126-E6.3 (ISO 1173). Including 1x PRO-bit PH 2 BASIC.

Type	l ₁	pcs/PU	Item no.	€ / PU
Magnetic	65	1	818.0045	10,89

Bit holder, SDS-plus


Execution: Magnetic bit holder with C-ring. SDS+ (ø10mm) shank.



Type	l ₁	Body	pcs/PU	Item no.	€ / PU
Magnetic	85	ø11 x 35	1	818.00501	16,92
Magnetic	85	ø11 x 35	10	818.0050	163,58

Bit holder, quick-lock

Execution: Magnetic quick-change bit holder. Hexagon shank according to DIN 3126-E6.3 (ISO 1173).




Type	l ₁	pcs/PU	Item no.	€ / PU
QuickFix	60	1	818.0060	10,89

Execution: SLIM'-type magnetic quick-change bit holder. Hexagon shank according to DIN 3126-E6.3 (ISO 1173).




Type	l ₁	d ₃	pcs/PU	Item no.	€ / PU
'SLIM'	61	12	1	818.0080	13,95

Execution: Magnetic bit holder with ball-joint (up to 20°). Hexagon shank according to DIN 3126-E6.3 (ISO 1173).



Type	l ₁	pcs/PU	Item no.	€ / PU
ANGLE	65	1	818.0065	19,64

Execution: Magnetic quick-change bit holder. With ring magnet. Hexagon shank according to DIN 3126-E6.3 (ISO 1173).




Type	l ₁	pcs/PU	Item no.	€ / PU
TWIN	65	1	818.0070	10,89

Execution: Magnetic quick-change bit holder. With magnet and ball-joint (up to 20°). Hexagon shank according to DIN 3126-E6.3 (ISO 1173).



Type	l ₁	pcs/PU	Item no.	€ / PU
TripleFix	90	1	818.0067	23,28



Execution: Magnetic quick-change bit holder, extra long. Hexagon shank according to DIN 3126-E6.3 (ISO 1173).

Type	l_1	pcs/PU	Item no.	€ / PU
TWIN	250	1	818.0085	23,28



Execution: Magnetic quick-change bit holder, extra long and flexible shaft. Hexagon shank according to DIN 3126-E6.3 (ISO 1173). Maximum torque allowed: 8 Nm.

Type	l_1	pcs/PU	Item no.	€ / PU
Flex	225	1	818.0090	26,52



Execution: Bit holder, square to 1/4"-C6.3 with circlip.


A_1	A_2	pcs/PU	Item no.	€ / PU
1/4" square (F)	1/4" - C6.3 (F)	1	818.5000	11,92
1/2" square (F)	1/4" - C6.3 (F)	1	818.5020	16,31



Execution: Quick-change bit holder, square to 1/4"-C6.3.


A_1	A_2	pcs/PU	Item no.	€ / PU
1/4" square (F)	1/4" - C6.3 (F)	1	818.5100	18,17
3/8" square (F)	1/4" - C6.3 (F)	1	818.5110	22,06
1/2" square (F)	1/4" - C6.3 (F)	1	818.5120	27,25

2C-Bit screwdriver



Execution: Bit screwdriver with ergonomical 2C-grip, stainless steel sleeve and a strong permanent magnet.

Execution	l_1	pcs/PU	Item no.	€ / PU
Magnetic, w/o C-ring	230	1	818.8010	14,61




Execution: Bit screwdriver with ergonomical 2C-grip, Quick-Lock-system with stainless steel sleeve and a strong permanent magnet.

Execution	l_1	pcs/PU	Item no.	€ / PU
Magnetic, with Quick-Lock	130	1	818.8020	13,46
Magnetic, with Quick-Lock	230	1	818.8030	17,18



Execution: Bit-screwdriver with plastic coated flexible shank, ergonomical 2C-grip, stainless steel sleeve, circlip and a strong permanent magnet.

Execution	l_1	pcs/PU	Item no.	€ / PU
Magnetic, with C-ring	310	1	818.8040	23,28



Bit ratchet




Execution: Handy bi-directional magnetic bit ratchet for 1/4" screwdriving bit.

Type	l_1	pcs/PU	Item no.	€ / PU
Magnetic	95	1	818.9001	29,24



1C-Bit-screwdriver, T-handle




Execution: Bit screwdriver with ergonomical 1C-T-handle, stainless steel sleeve and a strong permanent magnet.

Type	l_1	pcs/PU	Item no.	€ / PU
Magnetic	125	1	818.9500	10,15




IMPACT C-Ring bit holder



Execution: Magnetic impact bit holder with C-ring. Hexagon shank according to DIN 3126-E6.3 (ISO 1173).

Type	L ₁	Body	pcs/PU	Item no.	€ / PU
Magnetic	80	ø11 x 35	1	818.1010	14,17


IMPACT Bit holder | QuickFix II



Execution: Magnetic impact bit holder with quick change system. Hexagon shank according to DIN 3126-E6.3 (ISO 1173).

Type	L ₁	Body	pcs/PU	Item no.	€ / PU
Quick-Fix II	80	ø11 x 35	1	818.1060	21,83

IMPACT Bit holder | Twin



Execution: Magnetic impact bit holder with quick change system. Hexagon shank according to DIN 3126-E6.3 (ISO 1173).

Type	L ₁	Body	pcs/PU	Item no.	€ / PU
Impact TWIN	85	ø11 x 35	1	818.1070	27,30

PRO Screwdriving bit PH, 5/16"


Execution: PRO Screwdriving bit with 5/16" bit connection, profile PH (Phillips).



Type	l ₁	pcs/PU	Item no.	€ / PU
PH 1	32	1	816.0001	2,93
PH 2	32	1	816.0002	2,93
PH 3	32	1	816.0003	2,93
PH 4	38	1	816.0004	6,07

PRO Screwdriving bit PZ, 5/16"

Execution: PRO Screwdriving bit with 5/16" bit connection, profile PZ (Pozidriv).



Type	l ₁	pcs/PU	Item no.	€ / PU
PZ 1	32	1	816.1001	2,93
PZ 2	32	1	816.1002	2,93
PZ 3	32	1	816.1003	2,93
PZ 4	38	1	816.1004	6,07

PRO Screwdriving bit T, 5/16"

Execution: PRO Screwdriving bit with 5/16" bit connection, profile T (Torx).



Type	l ₁	pcs/PU	Item no.	€ / PU
T 25	32	1	816.2025	4,32
T 27	32	1	816.2027	4,32
T 30	32	1	816.2030	4,32
T 50	32	1	816.2050	4,32
T 55	38	1	816.2055	7,06
T 60	38	1	816.2060	8,93


PRO Screwdriving bit HEX, 5/16"

Execution: PRO Screwdriving bit with 5/16" bit connection, profile HEX (Allen).



Type	l ₁	pcs/PU	Item no.	€ / PU
SW 3	32	1	816.3003	4,21
SW 4	32	1	816.3004	4,21
SW 5	32	1	816.3005	4,21
SW 6	32	1	816.3006	4,21
SW 7	38	1	816.3007	4,21
SW 8	38	1	816.3008	4,21
SW 9	38	1	816.3009	6,71
SW 10	38	1	816.3010	6,54


819 Nu setter, magnetic



Execution: Nut setter, E6.3, magnetic

Type	l ₁	A ₁	pcs/PU	Item no.	€ / PU
SW 5	50	1/4" - E6.3	1	819.00501	4,99
SW 5,5	50	1/4" - E6.3	1	819.00551	4,99
SW 6	50	1/4" - E6.3	1	819.00601	4,99
SW 7	50	1/4" - E6.3	1	819.00701	5,15
SW 8	50	1/4" - E6.3	1	819.00801	5,15
SW 9	50	1/4" - E6.3	1	819.00901	5,34
SW 10	50	1/4" - E6.3	1	819.01001	5,34
SW 11	50	1/4" - E6.3	1	819.01101	5,65
SW 12	50	1/4" - E6.3	1	819.01201	5,89
SW 13	50	1/4" - E6.3	1	819.01301	5,89
SW 14	65	1/4" - E6.3	1	819.01401	12,67
SW 17	65	1/4" - E6.3	1	819.01701	12,67
SW 19	65	1/4" - E6.3	1	819.01901	12,67
SW 5	50	1/4" - E6.3	3	819.0050	13,51
SW 5,5	50	1/4" - E6.3	3	819.0055	13,51
SW 6	50	1/4" - E6.3	3	819.0060	13,51
SW 7	50	1/4" - E6.3	3	819.0070	13,95
SW 8	50	1/4" - E6.3	3	819.0080	13,95
SW 9	50	1/4" - E6.3	3	819.0090	14,57
SW 10	50	1/4" - E6.3	3	819.0100	14,57
SW 11	50	1/4" - E6.3	3	819.0110	14,57
SW 12	50	1/4" - E6.3	3	819.0120	15,31
SW 13	50	1/4" - E6.3	3	819.0130	15,31
SW 14	65	1/4" - E6.3	3	819.0140	35,65
SW 17	65	1/4" - E6.3	3	819.0170	35,65
SW 19	65	1/4" - E6.3	3	819.0190	35,65

Nut setter, magnetic (imperial)



Execution: Nut setter, E6.3, magnetic

Type	l ₁	A ₁	pcs/PU	Item no.	€ / PU
SW 1/4	50	1/4" - E6.3	1	819.10101	4,99
SW 5/16	50	1/4" - E6.3	1	819.10201	5,15
SW 3/8	50	1/4" - E6.3	1	819.10301	5,34
SW 1/4	50	1/4" - E6.3	3	819.1010	13,51
SW 5/16	50	1/4" - E6.3	3	819.1020	13,95
SW 3/8	50	1/4" - E6.3	3	819.1030	14,57

900 Nut setter set, magnetic



Execution: Set of magnetic socket wrenches equipped with E6.3 HEX connection for use in cordless drill.

Application: Suitable for loosening and tightening bolts and nuts.

Remark: Socket wrench 5/16" is not physically in the set, but bolts and nuts of this size can be fixed with socket spanner size SW 8.

Description	Type	Content	pcs/PU	Item no.	€ / PU
7 pc set nut setters with E6.3 1/4"-bit shank, in ABS-cas-sette	819	1x HEX 7 1x HEX 8 (HEX 5/16") 1x HEX 10 1x HEX 12 1x HEX 13 1x HEX 1/4" 1x HEX 3/8"	1	819.9000	44,29


Stud driver

Application: Handy accessory for placing of stud screws.



d_1	l_1	A_1	pcs/PU	Item no.	€ / PU
M6	50	1/4" - E6.3	1	819.6006	11,69
M8	50	1/4" - E6.3	1	819.6008	12,26
M10	50	1/4" - E6.3	1	819.6010	13,30


Nut setter, unmagnetic



Execution: Nut setter, E6.3, unmagnetic

Type	l ₁	A ₁	pcs/PU	Item no.	€ / PU
SW 5	50	1/4" - E6.3	1	819.20501	5,40
SW 5,5	50	1/4" - E6.3	1	819.20551	5,40
SW 6	50	1/4" - E6.3	1	819.20601	5,40
SW 7	50	1/4" - E6.3	1	819.20701	5,54
SW 8	50	1/4" - E6.3	1	819.20801	5,54
SW 9	50	1/4" - E6.3	1	819.20901	5,54
SW 10	50	1/4" - E6.3	1	819.21001	5,85
SW 11	50	1/4" - E6.3	1	819.21101	6,14
SW 12	50	1/4" - E6.3	1	819.21201	6,39
SW 13	50	1/4" - E6.3	1	819.21301	6,39
SW 5	50	1/4" - E6.3	3	819.2050	14,71
SW 5,5	50	1/4" - E6.3	3	819.2055	14,71
SW 6	50	1/4" - E6.3	3	819.2060	14,71
SW 7	50	1/4" - E6.3	3	819.2070	15,15
SW 8	50	1/4" - E6.3	3	819.2080	15,15
SW 9	50	1/4" - E6.3	3	819.2090	15,15
SW 10	50	1/4" - E6.3	3	819.2100	16,07
SW 11	50	1/4" - E6.3	3	819.2110	16,07
SW 12	50	1/4" - E6.3	3	819.2120	16,84
SW 13	50	1/4" - E6.3	3	819.2130	16,84

Nut setter, unmagnetic (imperial)



Execution: Nut setter, E6.3, unmagnetic

Type	l ₁	A ₁	pcs/PU	Item no.	€ / PU
SW 1/4	50	1/4" - E6.3	1	819.30101	5,69
SW 5/16	50	1/4" - E6.3	1	819.30201	5,85
SW 3/8	50	1/4" - E6.3	1	819.30301	6,14
SW 1/4	50	1/4" - E6.3	3	819.3010	14,71
SW 5/16	50	1/4" - E6.3	3	819.3020	15,15
SW 3/8	50	1/4" - E6.3	3	819.3030	16,07

Nu setter, magnetic, SDS-plus



Execution: Nut setter, SDS-plus, magnetic


Type	l ₁	A ₁	pcs/PU	Item no.	€ / PU
SW 8	65	SDS-plus	1	819.50801	12,97
SW 9	65	SDS-plus	1	819.50901	12,97
SW 10	65	SDS-plus	1	819.51001	12,97
SW 11	65	SDS-plus	1	819.51101	13,27
SW 12	65	SDS-plus	1	819.51201	13,27
SW 13	65	SDS-plus	1	819.51301	13,76
SW 14	65	SDS-plus	1	819.51401	14,29
SW 17	65	SDS-plus	1	819.51701	15,24

Nut setter, magnetic, SDS-plus (imperial)



Execution: Nut setter, SDS-plus, magnetic


Type	l ₁	A ₁	pcs/PU	Item no.	€ / PU
SW 5/16	65	SDS-plus	1	819.50101	13,76
SW 3/8	65	SDS-plus	1	819.50301	14,29

Hex-socket screwdriver 2C


Execution: Chrome plated hex-socket driver with ergonomical 2C-(two-component) grip.

Type	l_1	pcs/PU	Item no.	€/ PU
SW 3,5 *	230	1	819.6035	12,86
SW 5,5 *	230	1	819.6055	12,86
SW 6 *	230	1	819.6060	12,86
SW 11 *	230	1	819.6110	17,34
SW 12 *	230	1	819.6120	17,47
SW 13 *	230	1	819.6130	18,92
SW 15 *	230	1	819.6150	19,93
SW 17 *	230	1	819.6170	20,87

* Phase-out item, available until stock has depleted



Execution: Hex-socket driver with flexible shaft and ergonomical 2C-(two-component) grip.

Type	l_1	pcs/PU	Item no.	€/ PU
SW 5 *	205	1	819.7050	25,41
SW 6 *	205	1	819.7060	25,41
SW 8 *	205	1	819.7080	25,41
SW 9 *	205	1	819.7090	26,80
SW 10 *	205	1	819.7100	26,80



* Phase-out item, available until stock has depleted

Application: Only for manual use!



A ₁	A ₂	l ₁	pcs/PU	Item no.	€ / PU
1/4"-C6.3	1/4" square (ball)	25	1	820.00101	4,85
1/4"-C6.3	1/4" square (ball)	25	10	820.0010	43,53

Application: Only for manual use!



A ₁	A ₂	l ₁	pcs/PU	Item no.	€ / PU
1/4"-E6.3	1/4" square (ball)	50	1	820.00201	5,30
1/4"-E6.3	1/4" square (ball)	50	10	820.0020	48,06

Adapters with pin




A ₁	A ₂	l ₁	pcs/PU	Item no.	€ / PU
1/4"-E6.3	1/4" square (pin)	50	1	820.00301	5,50
1/4"-E6.3	1/4" square (pin)	50	10	820.0030	50,07



A ₁	A ₂	l ₁	pcs/PU	Item no.	€ / PU
1/4"-E6.3	1/4" square (pin)	100	1	820.00401	6,86
1/4"-E6.3	1/4" square (pin)	100	10	820.0040	63,56



A ₁	A ₂	l ₁	pcs/PU	Item no.	€ / PU
1/4"-E6.3	3/8" square (pin)	50	1	820.00501	8,63
1/4"-E6.3	3/8" square (pin)	50	10	820.0050	81,16



A ₁	A ₂	l ₁	pcs/PU	Item no.	€ / PU
1/4"-E6.3	1/2" square (pin)	50	1	820.00601	9,22
1/4"-E6.3	1/2" square (pin)	50	10	820.0060	85,37

Adapter SDS-plus > Square w. pin



A ₁	A ₂	l ₁	pcs/PU	Item no.	€ / PU
SDS-plus *	1/4" square (pin)	60	1	820.00701	12,84

* Phase-out item, available until stock has depleted



A ₁	A ₂	l ₁	pcs/PU	Item no.	€ / PU
SDS-plus *	3/8" square (pin)	60	1	820.00801	14,30

* Phase-out item, available until stock has depleted



A ₁	A ₂	l ₁	pcs/PU	Item no.	€ / PU
SDS-plus	1/2" square (pin)	65	1	820.00901	15,19

821

IMPACT Nutsetter, magnetic



NEW



Execution: IMPACT Nutsetter magnetic with E6.3 connection for use in impact screwdrivers.
Application: Suitable for loosening and tightening bolts and nuts.

Type	l ₁	A ₁	pcs/PU	Item no.	€ / PU
SW 7	80	1/4" - E6.3	1	821.00071	6,31
SW 8	80	1/4" - E6.3	1	821.00081	6,64
SW 10	80	1/4" - E6.3	1	821.00101	7,30
SW 13	80	1/4" - E6.3	1	821.00131	8,62
SW 1/4"	80	1/4" - E6.3	1	821.01011	6,31
SW 5/16"	80	1/4" - E6.3	1	821.01021	6,64
SW 3/8"	80	1/4" - E6.3	1	821.01031	7,30




NEW



Execution: IMPACT Nutsetter magnetic with E6.3 connection for use in impact screwdrivers.
Application: Suitable for loosening and tightening bolts and nuts.

Type	l ₁	A ₁	pcs/PU	Item no.	€ / PU
SW 7	150	1/4" - E6.3	1	821.10071	7,83
SW 8	150	1/4" - E6.3	1	821.10081	8,21
SW 10	150	1/4" - E6.3	1	821.10101	8,98
SW 13	150	1/4" - E6.3	1	821.10131	10,52
SW 1/4"	150	1/4" - E6.3	1	821.11011	7,83
SW 5/16"	150	1/4" - E6.3	1	821.11021	8,21
SW 3/8"	150	1/4" - E6.3	1	821.11031	8,98

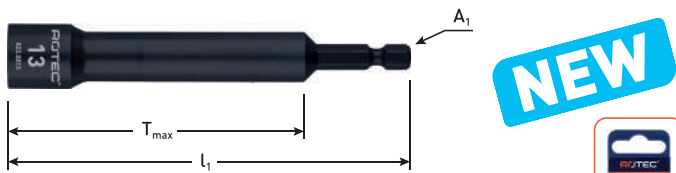


Execution: IMPACT Nutsetter magnetic with E6.3 connection for use in impact screwdrivers.

Application: Suitable for loosening and tightening bolts and nuts.

Type	l_1	A_1	pcs/PU	Item no.	€ / PU
SW 7	250	1/4" - E6.3	1	821.20071	17,30
SW 8	250	1/4" - E6.3	1	821.20081	18,18
SW 10	250	1/4" - E6.3	1	821.20101	19,94
SW 13	250	1/4" - E6.3	1	821.20131	20,82
SW 1/4"	250	1/4" - E6.3	1	821.21011	17,30
SW 5/16"	250	1/4" - E6.3	1	821.21021	18,18
SW 3/8"	250	1/4" - E6.3	1	821.21031	19,94

822 Nutsetter extra deep




Execution: Extra deep nutsetter fitted with E6.3 connection and internal depth of 75mm.

Application: Suitable for loosening and tightening bolts and nuts, thanks to the internal length of 75 mm especially suitable for loosening and tightening nuts on threaded ends.

Type	l_1	T_{max}	A_1	pcs/PU	Item no.	€ / PU
SW 8	110	75	1/4" - E6.3	1	822.0008	10,08
SW 10	110	75	1/4" - E6.3	1	822.0010	10,56
SW 13	110	75	1/4" - E6.3	1	822.0013	11,52
SW 17	110	75	1/4" - E6.3	1	822.0017	14,88

Tilting socket 15°



Execution: Tilting socket fitted with flexible E6.3 bit connection, the long E6.3 connection can be used both straight and up to 15° angle adjustment for access to the most awkward places.


Application: Suitable for loosening and tightening bolts and nuts, thanks to the internal length of 62 mm also suitable for loosening and tightening nuts on threaded ends.

Type	l_1	T_{max}	A_1	pcs/PU	Item no.	€ / PU
SW 8	115	62	1/4" - E6.3	1	822.1008	18,20
SW 10	115	62	1/4" - E6.3	1	822.1010	18,20
SW 13	115	62	1/4" - E6.3	1	822.1013	18,95
SW 17	115	62	1/4" - E6.3	1	822.1017	18,95

827

OPTI-LINE Screwdriving bit PH, C6.3

ROTEC®



Execution: OPTI-LINE Screwdriving bit with C6.3 bit connection, profile PH (Phillips), with excellent price-quality ratio.

Type	l ₁	pcs/PU	Item no.	€ / PU
PH 1	25	2	827.0100	1,25
PH 2	25	2	827.0200	1,25
PH 3	25	2	827.0300	1,25
PH 1	25	25	827.0105	8,70
PH 2	25	25	827.0205	8,70
PH 3	25	25	827.0305	8,70

OPTI-LINE Screwdriving bit PH, C6.3, for drywall screws

ROTEC®



Execution: OPTI-LINE Screwdriving bit with C6.3 bit connection, profile PH (Phillips), with metal collar and excellent price-quality ratio.

Type	l ₁	pcs/PU	Item no.	€ / PU
PH 2	25	1	827.1000	2,13
PH 2	25	5	827.1002	9,30
PH 2	25	10	827.1005	16,36

OPTI-LINE Screwdriving bit PZ, C6.3

ROTEC®




Execution: OPTI-LINE Screwdriving bit with C6.3 bit connection, profile PZ (Pozidriv), with excellent price-quality ratio.

Type	l ₁	pcs/PU	Item no.	€ / PU
PZ 1	25	2	827.1100	1,25
PZ 2	25	2	827.1200	1,25
PZ 3	25	2	827.1300	1,25
PZ 1	25	25	827.1105	8,70
PZ 2	25	25	827.1205	8,70
PZ 3	25	25	827.1305	8,70

OPTI-LINE Screwdriving bit SL, C6.3

ROTEC®




Execution: OPTI-LINE Screwdriving bit with C6.3 bit connection, profile SL (Slot), with excellent price-quality ratio.

Type	l ₁	pcs/PU	Item no.	€ / PU
SL 0,6 x 4,5	25	2	827.2450	1,25
SL 0,8 x 5,5 *	25	2	827.2550	1,25
SL 1,2 x 6,5	25	2	827.2650	1,25
SL 0,5 x 4,0	25	25	827.2405	8,70
SL 0,6 x 4,5	25	25	827.2455	8,70
SL 1,0 x 6,0	25	25	827.2605	8,70
SL 1,2 x 6,5	25	25	827.2655	8,70

* Phase-out item, available until stock has depleted


OPTI-LINE Screwdriving bit T, C6.3



Execution: OPTI-LINE Screwdriving bit with C6.3 bit connection, profile T (Torx), with excellent price-quality ratio.

Type	l ₁	pcs/PU	Item no.	€ / PU
T 10	25	2	827.3100	1,50
T 15	25	2	827.3150	1,50
T 20	25	2	827.3200	1,50
T 25	25	2	827.3250	1,50
T 30	25	2	827.3300	1,50
T 40	25	2	827.3400	1,50
T 10	25	25	827.3105	9,75
T 15	25	25	827.3155	9,75
T 20	25	25	827.3205	9,75
T 25	25	25	827.3255	9,75
T 27	25	25	827.3275	9,75
T 30	25	25	827.3305	9,75
T 40	25	25	827.3405	9,75

OPTI-LINE Screwdriving bit HEX, C6.3



Execution: OPTI-LINE Screwdriving bit with C6.3 bit connection, profile HEX (Inbus), with excellent price-quality ratio.

Type	l ₁	pcs/PU	Item no.	€ / PU
SW 3	25	2	827.4300	1,50
SW 4	25	2	827.4400	1,50
SW 3	25	25	827.4305	9,02
SW 4	25	25	827.4405	9,02
HEX 6 *	25	25	827.4605	9,41
HEX 8 *	25	25	827.4805	9,80

* Phase-out item, available until stock has depleted

OPTI-LINE Screwdriving bit SQD, C6.3




Execution: OPTI-LINE Screwdriving bit with C6.3 bit connection, profile SQD (Robertson), with excellent price-quality ratio.

Type	l ₁	pcs/PU	Item no.	€ / PU
SQD 2	25	25	827.6205	8,70

828


OPTI-LINE Screwdriving bit PH, E6.3



Execution: OPTI-LINE Screwdriving bit with E6.3 bit connection, profile PH (Phillips), with excellent price-quality ratio.

Type	l ₁	pcs/PU	Item no.	€ / PU
PH 1	50	2	828.0100	3,43
PH 2	50	2	828.0200	3,43
PH 3	50	2	828.0300	3,43
PH 1	50	10	828.0105	8,39
PH 2	50	10	828.0205	8,39
PH 3	50	10	828.0305	8,39

OPTI-LINE Screwdriving bit PZ, E6.3



Execution: OPTI-LINE Screwdriving bit with E6.3 bit connection, profile PZ (Pozidriv), with excellent price-quality ratio.

Type	l ₁	pcs/PU	Item no.	€ / PU
PZ 1	50	2	828.1100	3,43
PZ 2	50	2	828.1200	3,43
PZ 3	50	2	828.1300	3,43
PZ 1	50	10	828.1105	8,39
PZ 2	50	10	828.1205	8,39
PZ 3	50	10	828.1305	8,39

OPTI-LINE Screwdriving bit SL, E6.3




Execution: OPTI-LINE Screwdriving bit with E6.3 bit connection, profile SL (Slot), with excellent price-quality ratio.

Type	l ₁	pcs/PU	Item no.	€ / PU
SL 0,5 x 4,0 *	50	10	828.2405	7,50
SL 0,6 x 4,5 *	50	10	828.2455	7,50
SL 0,8 x 5,5 *	50	10	828.2555	7,50
SL 1,0 x 6,0 *	50	10	828.2605	7,50
SL 1,2 x 6,5 *	50	10	828.2655	7,50
SL 1,6 x 8,0 *	50	5	828.2805	7,50

* Phase-out item, available until stock has depleted

OPTI-LINE Screwdriving bit T, E6.3




Execution: OPTI-LINE Screwdriving bit with E6.3 bit connection, profile T (Torx), with excellent price-quality ratio.

Type	l ₁	pcs/PU	Item no.	€ / PU
T 10	50	2	828.3100	3,43
T 15	50	2	828.3150	3,43
T 20	50	2	828.3200	3,43
T 25	50	2	828.3250	3,43
T 30	50	2	828.3300	3,43
T 40	50	2	828.3400	3,43
T 10	50	10	828.3105	7,95
T 15	50	10	828.3155	7,95
T 20	50	10	828.3205	7,95
T 25	50	10	828.3255	7,95
T 27	50	10	828.3275	7,95
T 30	50	10	828.3305	7,95
T 40	50	10	828.3405	7,95
T 50 *	50	10	828.3505	7,95

* Phase-out item, available until stock has depleted

OPTI-LINE Screwdriving bit SQD, E6.3



Execution: OPTI-LINE Screwdriving bit with E6.3 bit connection, profile SQD (Robertson), with excellent price-quality ratio.

Type	l ₁	pcs/PU	Item no.	€ / PU
SQD 2	50	10	828.6205	8,39

827 OPTI-LINE Bit holders



Execution: OPTI-LINE Magnetic bit holder, suitable for all 1/4" size screw driving bits.

Type	l ₁	pcs/PU	Item no.	€ / PU
Magnetic	60	1	827.9500	4,02



Execution: OPTI-LINE Magnetic quick-change bit holder, suitable for all 1/4" size screw driving bits.

Type	l ₁	pcs/PU	Item no.	€ / PU
Quick-Lock	60	1	827.9510	6,51

OPTI-LINE IMPACT Bit holders



NEW




Execution: OPTI-LINE IMPACT bit holder, suitable for all 1/4" size screw driving bits.


Type	l ₁	pcs/PU	Item no.	€ / PU
Magnetic	60	1	827.9515	5,95
Magnetic	60	100	827.9715	550,00




OPTI-LINE Bit-set 13 pcs.



827.9050



827.9051



827.9052



827.9053



Description	Content		pcs/PU	Item no.	€ / PU
13 pc. OPTI-LINE bit set	PH (Phillips) : 1 - 2 - 3 PZ (Pozi) : 1 - 2 - 3 T (Torx®) : 10 - 15 - 20 - 25 - 30 - 40 1x Quick-Lock bitholder	12	1	827.9050	12,95
13 pc. OPTI-LINE bit set	PH (Phillips) : 1 - 2 - 3 PZ (Pozi) : 1 - 2 - 3 SL (Slot) : 0,6 - 0,8 - 1,2 T (Torx®) : 15 - 20 - 25 1x Quick-Lock bitholder	12	1	827.9051	12,95
13 pc. OPTI-LINE bit set	T (Torx®) : 1x T10 - 2x T15 - 3x T20 - 3x T25 - 2x T30 - 1x T40 1x Quick-Lock bitholder	12	1	827.9052	12,95
13 pc. OPTI-LINE bit set	PH (Phillips) : 1x PH 1 - 4x PH 2 - 1x PH 3 PZ (Pozi) : 1x PZ 1 - 4x PZ 2 - 1x PZ 3 1x Quick-Lock bitholder	12	1	827.9053	12,95

OPTI-LINE Bit-display PH-PZ-T-SL-SW

Execution: Complete module for wall shelves with 1/4" OPTI-LINE screw driving bits, bit sets and bit holders.



Type	Quantity	Packaging	Content	pcs/PU	Item no.	€ / PU
Bit '827' 1/4" C6.3 PH	15		5x PH 1, PH2 and PH3 (25mm)	1	827.9900	495,00
Bit '827' 1/4" C6.3 PZ	15		5x PZ 1, PZ2 and PZ3 (25mm)			
Bit '827' 1/4" C6.3 T	30		5x T10, T15, T20, T25, T30 and T40 (25mm)			
Bit '827' 1/4" C6.3 SL	15		5x SL 0,6x4,5, SL 0,8x5,5 and SL 1,2x6,5 (25mm)			
Bit '827' 1/4" C6.3 SW	15		5x SW 3, SW 4 and SW 5 (25mm)			
Bit '828' 1/4" E6.3 PH	15		5x PH 1, PH2 and PH3 (50mm)			
Bit '828' 1/4" E6.3 PZ	15		5x PZ 1, PZ2 and PZ3 (50mm)			
Bit '828' 1/4" E6.3 T	30		5x T10, T15, T20, T25, T30 and T40 (50mm)			
Bit set '827' 1/4" C6.3 PH-PZ-T	3		12x Bits (25mm), 1x bit holder			
Bi tset '827' 1/4"C6.3 PH-PZ-SL-T	3		12x Bits (25mm), 1x bit holder			
Bi tset '827' 1/4"C6.3 T	3		12x Bits (25mm), 1x bit holder			
Bit holder '827' 1/4" E6.3	9		1x Magnetic bit holder with quick-change			



827.9100



827.9110



827.9115



Description	Content	pcs/PU	Item no.	€ / PU
31 pc OPTI-LINE bit set	PH (Phillips) : 2x PH 1, 3x PH 2 and 1x PH 3 PZ (Pozi) : 2x PZ 1, 8x PZ 2 and 2x PZ 3 T (Torx) : 1x T 10, 2x T 15, 2x T 20, 3x T 25, 3x T 30 and 1x T 40 1x Magnetic quick-lock bit holder	1	827.9100	21,83
30 pc OPTI-LINE bit and sockets set	PH (Phillips) : 1x PH 1, PH 2 and PH 3 PZ (Pozi) : 1x PZ 1, 4x PZ 2, 1x PZ 3 T (Torx) : 1x T 10, T 15, T 20, T 25, T 30 and T 40 HEX (Inbus) : 1x 3, 4 and 5mm Sockets : 1x SW 6, 7, 8, 9, 10, 11, 12, 13 and 14 1x extension 1x adapter 1x ratchet	1	827.9110	27,30
17 pc OPTI-LINE Screw driving/Removal bit set	PH (Phillips) : 1x PH 1, PH 2 and PH 3 PZ (Pozi) : 1x PZ 1, PZ 2 and PZ 3 T (Torx) : 1x T 10, T 15, T 20, T 25, T 30 and T 40 4x screw removal bit 1x quick-lock bitholder	1	827.9115	36,84



827.9200



827.9205

NEW



827.9200

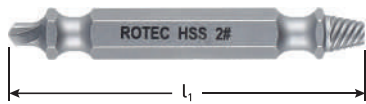


827.9205



Description	Content	📦	pcs/PU	Item no.	€ / PU
34 pcs OPTI-LINE Bit-set	PH (Phillips) : 2x PH1, 4x PH2 and 2x PH3 PZ (Pozi) : 2x PZ1, 4x PZ2 and 2x PZ3 T (Torx®) : 2x T10, 2x T15, 4x T20, 4x T25, 1x T27, 2x T30 and 2x T40 1x OPTI-LINE Impact bitholder	10	1	827.9200	20,19
34 pcs OPTI-LINE Bit-set	PH (Phillips) : 1x PH1, 2x PH2 and 1x PH3 PZ (Pozi) : 1x PZ1, 2x PZ2 and 1x PZ3 SL (Slot) : 1x SL3, 1x SL4, 1x SL5,5 and 1x SL6,5 T (Torx®) : 1x T10, 1x T15, 2x T20, 2x T25, 1x T30 and 1x T40 TT (Torx Tamper) : 1x TT10, 1xTT15, 1x TT20, 1x TT25, 1x TT27, 1x TT30 and 1x TT40 SQD (Robertson) : 1x SQD2 HEX (Inbus) : 1x HEX2,5, 1x HEX3, 1x HEX4, 1x HEX5 and 1x HEX6 1x OPTI-LINE Impact bitholder	10	1	827.9205	20,74

OPTI-LINE Screw removal bit, in EV-pack



NEW



OPTI

Execution: OPTI-LINE Screw removal bit with hex shank.

Application: For removing damaged and overturned screws in 2 simple steps without damaging the surrounding surface.

Nr.	d (min-max)	l ₁	pcs/PU	Item no.	€ / PU
1	3,0 - 4,0	50	1	827.9601	8,50
2	4,0 - 5,0	50	1	827.9602	8,50
3	5,0 - 6,5	50	1	827.9603	8,50
4	6,5 - 10	50	1	827.9604	8,50

OPTI-LINE Screw removal bit set



OPTI

Execution: OPTI-LINE Screw removal bit set with hex shank.


Application: For removing damaged and overturned screws in 2 simple steps without damaging the surrounding surface.

Description	Content	pcs/PU	Item no.	€ / PU
17 pc OPTI-LINE Screw driving/Removal bit set	PH (Phillips) : 1x PH 1, PH 2 and PH 3 PZ (Pozi) : 1x PZ 1, PZ 2 and PZ 3 T (Torx) : 1x T 10, T 15, T 20, T 25, T 30 and T 40 4x screw removal bit 1x quick-lock bitholder	1	827.9115	36,84

878

Hex-key (Allen key), short

ROTEC®



Execution: Blued hex-keys (Allen keys). Short types, metric sizes, according to ISO 2936 (DIN 911).

Type	l ₁	Surface	pcs/PU	Item no.	€ / PU
SW 1,5	44	Blued	1	878.0015	0,84
SW 2,5	55	Blued	1	878.0025	0,43
SW 3	63	Blued	1	878.0030	0,29
SW 4	70	Blued	1	878.0040	0,67
SW 5	80	Blued	1	878.0050	0,86
SW 6	90	Blued	1	878.0060	1,31
SW 7	95	Blued	1	878.0070	0,91
SW 8	100	Blued	1	878.0080	1,01
SW 9	105	Blued	1	878.0090	1,61
SW 10	112	Blued	1	878.0100	1,91

Type	l ₁	Surface	pcs/PU	Item no.	€ / PU
SW 11	118	Blued	1	878.0110	2,51
SW 12	125	Blued	1	878.0120	2,77
SW 14	140	Blued	1	878.0140	4,58
SW 17	160	Blued	1	878.0170	8,14
SW 19	180	Blued	1	878.0190	12,26
SW 22	200	Blued	1	878.0220	20,03
SW 24	224	Blued	1	878.0240	25,31
SW 27	255	Blued	1	878.0270	35,17
SW 32	315	Blued	1	878.0320	60,01
SW 36	355	Blued	1	878.0360	86,19

Hex-key (Allen key) set, short

ROTEC®



Execution: Handy set nickel plated hex-keys (Allen keys) in a compact holder. Short types, metric sizes, according to ISO 2936 (DIN 911).

Description	Content	pcs/PU	Item no.	€ / PU
9 pc Allen-key set	1x 1½, 2, 2½, 3, 4, 5, 6, 8 and 10mm	1	878.4003	12,20

Hex-key (Allen key) set, short (imperial)

ROTEC®



Execution: Handy set nickel plated hex-keys (Allen keys) in a compact holder. Short types, imperial sizes, according to ISO 2936 (DIN 911).

Description	Content	pcs/PU	Item no.	€ / PU
10 pc Allen-key set (imperial)	1x 1/16", 5/64", 3/32", 1/8", 5/32", 3/16", 7/32", 1/4", 5/16" and 3/8"	1	878.9006	11,16

880

Hex-key (Allen key) set, long

ROTEC®



Execution: Handy set nickel plated hex-keys (Allen keys) in a compact holder. Long types, metric sizes, according to ISO 2936 L (DIN 911 L).

Description	Content	pcs/PU	Item no.	€ / PU
9 pc Allen-key set, long	1x 1½, 2, 2½, 3, 4, 5, 6, 8 en 10mm	1	880.4003	16,13

882

Hex-key (Allen key), ball end, long

ROTEC®

Execution: Nickel plated hex-keys (Allen keys), long side with ball end. Long types, metric sizes, according to ISO 2936 L (DIN 911 L).



Type	l ₁	Surface	pcs/PU	Item no.	€ / PU
SW 1,5	90	Nickel plated	1	882.0015	1,17
SW 2	100	Nickel plated	1	882.0020	1,22
SW 2,5	112	Nickel plated	1	882.0025	1,28
SW 3	126	Nickel plated	1	882.0030	1,39
SW 4	140	Nickel plated	1	882.0040	1,86
SW 5	160	Nickel plated	1	882.0050	2,08
SW 6	180	Nickel plated	1	882.0060	2,68

Type	l ₁	Surface	pcs/PU	Item no.	€ / PU
SW 7	190	Nickel plated	1	882.0070	3,47
SW 8	200	Nickel plated	1	882.0080	4,47
SW 10	224	Nickel plated	1	882.0100	6,28
SW 12	250	Nickel plated	1	882.0120	10,20
SW 14	280	Nickel plated	1	882.0140	14,40
SW 17	320	Nickel plated	1	882.0170	24,52
SW 19	360	Nickel plated	1	882.0190	34,05

Hex-key (Allen key) set , ball end, long

ROTEC®

Execution: Handy set nickel plated hex-keys (Allen keys) in a compact holder. Long types, ball end, metric sizes, according to ISO 2936 (DIN 911).



Description	Content	pcs/PU	Item no.	€ / PU
9 pc Allen-key set, ball end, long	1x 1½, 2, 2½, 3, 4, 5, 6, 8 and 10mm	1	882.4003	24,16

Hex-key (Allen key), ball end, long (imperial)

ROTEC®

Execution: Nickel plated hex-keys (Allen keys), long side with ball end. Long types, imperial sizes, according to BS 2470



Type	l ₁	Surface	pcs/PU	Item no.	€ / PU
SW 1/16	90	Nickel plated	1	882.5001	1,28
SW 5/64	100	Nickel plated	1	882.5005	1,33
SW 3/32	112	Nickel plated	1	882.5007	1,44
SW 7/64	126	Nickel plated	1	882.5009	1,48
SW 1/8	126	Nickel plated	1	882.5011	2,08
SW 5/32	140	Nickel plated	1	882.5015	2,23
SW 3/16	160	Nickel plated	1	882.5017	2,77

Type	l ₁	Surface	pcs/PU	Item no.	€ / PU
SW 7/32	170	Nickel plated	1	882.5019	3,78
SW 1/4	180	Nickel plated	1	882.5021	4,43
SW 9/32	190	Nickel plated	1	882.5022	6,82
SW 5/16	200	Nickel plated	1	882.5023	10,13
SW 3/8	224	Nickel plated	1	882.5025	15,67
SW 1/2	250	Nickel plated	1	882.5029	26,69
SW 9/16	280	Nickel plated	1	882.5031	37,15

Hex-key (Allen key) set, ball end, long (imperial)

ROTEC®

Execution: Handy set nickel plated hex-keys (Allen keys) in a compact holder. Long types, ball end, imperial sizes, according to BS 2470.



Description	Content	pcs/PU	Item no.	€ / PU
10 pc Allen-key set, ball end, long (imperial)	1x 1/16", 5/64", 3/32", 1/8", 5/32", 3/16", 7/32", 1/4", 5/16" and 3/8"	1	882.9006	31,34

890

Torx-key, long

Execution: Nickel plated torx-keys, long types.



Type	l ₁	Surface	pcs/PU	Item no.	€ / PU
T 5	84	Nickel plated	1	890.2005	3,84
T 6	84	Nickel plated	1	890.2006	3,62
T 7	96	Nickel plated	1	890.2007	3,62
T 8	96	Nickel plated	1	890.2008	3,62
T 9	96	Nickel plated	1	890.2009	3,62
T 10	100	Nickel plated	1	890.2010	3,62
T 15	108	Nickel plated	1	890.2015	3,78
T 20	114	Nickel plated	1	890.2020	3,89

Type	l ₁	Surface	pcs/PU	Item no.	€ / PU
T 25	126	Nickel plated	1	890.2025	4,06
T 27	134	Nickel plated	1	890.2027	4,15
T 30	140	Nickel plated	1	890.2030	4,43
T 40	152	Nickel plated	1	890.2040	5,05
T 45	170	Nickel plated	1	890.2045	7,79
T 50	190	Nickel plated	1	890.2050	8,18
T 55	216	Nickel plated	1	890.2055	10,28
T 60	240	Nickel plated	1	890.2060	14,28

Torx-key set, long

Execution: Handy set nickel plated torx-keys in a compact holder. Long types.



Description	Content	pcs/PU	Item no.	€ / PU
8 pc Torx-key set, long	1x T 9, T 10, T 15, T 20, T 25, T 27, T 30 and T 40	1	890.1002	32,03

Torx-key set, short

Execution: Handy set nickel plated torx-keys in a compact holder. Short types.



Description	Content	pcs/PU	Item no.	€ / PU
8 pc Torx-key set, short	1x T 9, T 10, T 15, T 20, T 25, T 27, T 30 and T 40	1	890.1001	24,96

Torx-key set, ball end, long


Execution: Handy set nickel plated torx-keys in a compact holder. Long types with ball end.



Description	Content	pcs/PU	Item no.	€ / PU
8 pc Torx-key set, ball end, long	1x T 9, T 10, T 15, T 20, T 25, T 27, T 30 and T 40	1	890.5001	40,66

842

Impact socket 1/2" short



Execution: According to DIN 3129, ISO 2725-2, internal square drive according to DIN 3121, ISO 1174.

Application: Suited for use on all commonly used pneumatic and electric machines.

K ₁	l ₁	D (mm)	K ₂	pcs/PU	Item no.	€ / PU
SW 10	40	17	1/2"	1	842.0010	5,26
SW 12	40	19	1/2"	1	842.0012	5,26
SW 13	40	20	1/2"	1	842.0013	4,81
SW 14	40	22	1/2"	1	842.0014	6,87
SW 15	40	23	1/2"	1	842.0015	5,64
SW 16	40	24	1/2"	1	842.0016	6,45
SW 17	40	26	1/2"	1	842.0017	5,72
SW 18	40	27	1/2"	1	842.0018	6,45
SW 19	40	28	1/2"	1	842.0019	5,64
SW 21	40	30	1/2"	1	842.0021	5,61

K ₁	l ₁	D (mm)	K ₂	pcs/PU	Item no.	€ / PU
SW 22	40	32	1/2"	1	842.0022	7,71
SW 24	40	34	1/2"	1	842.0024	6,63
SW 27	40	38	1/2"	1	842.0027	9,27
SW 28	40	38	1/2"	1	842.0028	13,11
SW 30	40	42	1/2"	1	842.0030	11,13
SW 32	40	44	1/2"	1	842.0032	11,63
SW 36	50	50	1/2"	1	842.0036	17,16
SW 41	55	56	1/2"	1	842.0041	29,89
SW 46	60	62	1/2"	1	842.0046	42,71

Impact socket 1/2" long



Execution: Internal square drive according to DIN 3121, ISO 1174.

Application: Suited for use on all commonly used pneumatic and electric machines.

K ₁	l ₁	D (mm)	K ₂	pcs/PU	Item no.	€ / PU
SW 10	80	17	1/2"	1	842.1010	9,61
SW 12	80	19	1/2"	1	842.1012	9,61
SW 13	80	20	1/2"	1	842.1013	7,78
SW 14	80	22	1/2"	1	842.1014	9,45
SW 15	80	23	1/2"	1	842.1015	9,24
SW 16	80	24	1/2"	1	842.1016	10,44
SW 17	80	26	1/2"	1	842.1017	9,07
SW 18	80	27	1/2"	1	842.1018	10,68
SW 19	80	28	1/2"	1	842.1019	8,80

K ₁	l ₁	D (mm)	K ₂	pcs/PU	Item no.	€ / PU
SW 21	80	30	1/2"	1	842.1021	11,13
SW 22	80	32	1/2"	1	842.1022	11,63
SW 24	80	34	1/2"	1	842.1024	10,88
SW 27	80	38	1/2"	1	842.1027	16,32
SW 28	80	40	1/2"	1	842.1028	16,02
SW 30	80	42	1/2"	1	842.1030	19,80
SW 32	80	44	1/2"	1	842.1032	20,02
SW 36	80	50	1/2"	1	842.1036	21,82

Adapter 1/2"



Execution: Internal square drive according to DIN 3121, ISO 1174.

A ₁	A ₂	pcs/PU	Item no.	€ / PU
1/2"	3/4"	1	842.9001	30,12

Extension 1/2"



Execution: Internal square drive according to DIN 3121, ISO 1174.

A ₁	l ₁	pcs/PU	Item no.	€ / PU
1/2"	125	1	842.9100	22,58
1/2"	175	1	842.9101	25,78
1/2"	250	1	842.9102	28,37

Locking pin for 1/2" sockets



Description	pcs/PU	Item no.	€ / PU
Locking pin 1/2"	10	842.9200	35,09


Cardan joint for 1/2" sockets



A ₁	A ₂	pcs/PU	Item no.	€ / PU
1/2"	1/2"	1	842.9400	22,23

843

Impact socket 3/4" short




Execution: According to DIN 3129, ISO 2725-2, internal square drive according to DIN 3121, ISO 1174.

Application: Suited for use on all commonly used pneumatic and electric machines.

K ₁	L ₁	D (mm)	K ₂	pcs/PU	Item no.	€ / PU
SW 17	50	30	3/4"	1	843.0017	20,13
SW 19	50	32	3/4"	1	843.0019	20,13
SW 21	50	35	3/4"	1	843.0021	20,13
SW 22	50	36	3/4"	1	843.0022	20,13
SW 24	50	38	3/4"	1	843.0024	20,13
SW 27	52	42	3/4"	1	843.0027	20,13
SW 30	52	46	3/4"	1	843.0030	20,60

K ₁	L ₁	D (mm)	K ₂	pcs/PU	Item no.	€ / PU
SW 32	56	46	3/4"	1	843.0032	20,60
SW 36	58	52	3/4"	1	843.0036	25,47
SW 41	60	58	3/4"	1	843.0041	33,09
SW 46	64	67	3/4"	1	843.0046	36,46
SW 50	70	70	3/4"	1	843.0050	45,14
SW 55	75	78	3/4"	1	843.0055	59,19

Impact socket 3/4" long



Execution: Internal square drive according to DIN 3121, ISO 1174.

Application: Suited for use on all commonly used pneumatic and electric machines.

K ₁	L ₁	D (mm)	K ₂	pcs/PU	Item no.	€ / PU
SW 17	90	30	3/4"	1	843.1017	25,78
SW 19	90	32	3/4"	1	843.1019	25,78
SW 21	90	35	3/4"	1	843.1021	25,78
SW 22	90	36	3/4"	1	843.1022	25,78
SW 24	90	38	3/4"	1	843.1024	25,78
SW 27	90	38	3/4"	1	843.1027	27,60
SW 30	90	46	3/4"	1	843.1030	29,13

K ₁	L ₁	D (mm)	K ₂	pcs/PU	Item no.	€ / PU
SW 32	90	48	3/4"	1	843.1032	30,97
SW 36	90	54	3/4"	1	843.1036	36,46
SW 41	90	60	3/4"	1	843.1041	54,30
SW 46	90	67	3/4"	1	843.1046	60,25
SW 50	90	70	3/4"	1	843.1050	76,73
SW 55	100	78	3/4"	1	843.1055	104,95
SW 60	100	85	3/4"	1	843.1060	100,53

Adapter 3/4"



Execution: Internal square drive according to DIN 3121, ISO 1174.

A ₁	A ₂	pcs/PU	Item no.	€ / PU
3/4"	1/2"	1	843.9000	25,16
3/4"	1"	1	843.9001	28,22

Extension 3/4"



Execution: Internal square drive according to DIN 3121, ISO 1174.

A ₁	L ₁	pcs/PU	Item no.	€ / PU
3/4"	75	1	843.9100	33,56
3/4"	100	1	843.9101	39,51
3/4"	175	1	843.9102	45,46
3/4"	200	1	843.9103	45,46
3/4"	250	1	843.9104	48,35
3/4"	325	1	843.9105	75,21


Locking pin for 3/4" sockets



Description	pcs/PU	Item no.	€ / PU
Locking pin 3/4"	10	843.9200	48,05

844

Impact socket 1" short



Execution: According to DIN 3129, ISO 2725-2, internal square drive according to DIN 3121, ISO 1174.

Application: Suited for use on all commonly used pneumatic and electric machines.

K ₁	l ₁	D (mm)	K ₂	pcs/PU	Item no.	€ / PU
SW 17	60	34	1"	1	844.0017	26,08
SW 19	60	36	1"	1	844.0019	26,08
SW 21	60	38	1"	1	844.0021	26,08
SW 22	60	40	1"	1	844.0022	26,08
SW 24	60	42	1"	1	844.0024	26,08
SW 27	60	46	1"	1	844.0027	27,45
SW 30	62	50	1"	1	844.0030	27,60
SW 32	62	52	1"	1	844.0032	27,60
SW 34	64	54	1"	1	844.0034	30,36
SW 36	64	56	1"	1	844.0036	30,36

K ₁	l ₁	D (mm)	K ₂	pcs/PU	Item no.	€ / PU
SW 38	68	60	1"	1	844.0038	37,37
SW 41	68	62	1"	1	844.0041	37,37
SW 46	70	68	1"	1	844.0046	49,87
SW 50	70	74	1"	1	844.0050	63,30
SW 55	85	80	1"	1	844.0055	76,73
SW 60	90	85	1"	1	844.0060	101,90
SW 65	93	95	1"	1	844.0065	119,74
SW 70	100	105	1"	1	844.0070	156,97
SW 85	105	120	1"	1	844.0085	304,16

Impact socket 1" long



Execution: Internal square drive according to DIN 3121, ISO 1174.

Application: Suited for use on all commonly used pneumatic and electric machines.

K ₁	l ₁	D (mm)	K ₂	pcs/PU	Item no.	€ / PU
SW 17	90	34	1"	1	844.1017	37,37
SW 19	90	36	1"	1	844.1019	37,37
SW 21	90	38	1"	1	844.1021	37,37
SW 22	90	40	1"	1	844.1022	37,37
SW 24	90	42	1"	1	844.1024	37,37
SW 27	90	46	1"	1	844.1027	37,37
SW 30	90	50	1"	1	844.1030	37,37
SW 32	90	52	1"	1	844.1032	37,37
SW 34	90	54	1"	1	844.1034	45,46
SW 36	90	56	1"	1	844.1036	49,87

K ₁	l ₁	D (mm)	K ₂	pcs/PU	Item no.	€ / PU
SW 38	90	60	1"	1	844.1038	49,87
SW 41	90	62	1"	1	844.1041	63,30
SW 46	92	68	1"	1	844.1046	76,73
SW 55	100	80	1"	1	844.1055	90,00
SW 60	110	85	1"	1	844.1060	112,42
SW 65	120	95	1"	1	844.1065	139,11
SW 70	120	100	1"	1	844.1070	262,75
SW 75	120	105	1"	1	844.1075	298,21
SW 80	120	110	1"	1	844.1080	327,96
SW 85	120	115	1"	1	844.1085	499,56

Adapter 1"



Execution: Internal square drive according to DIN 3121, ISO 1174.

A ₁	A ₂	pcs/PU	Item no.	€ / PU
1"	3/4"	1	844.9000	40,73
1"	1.1/2"	1	844.9001	60,25

Extension 1"



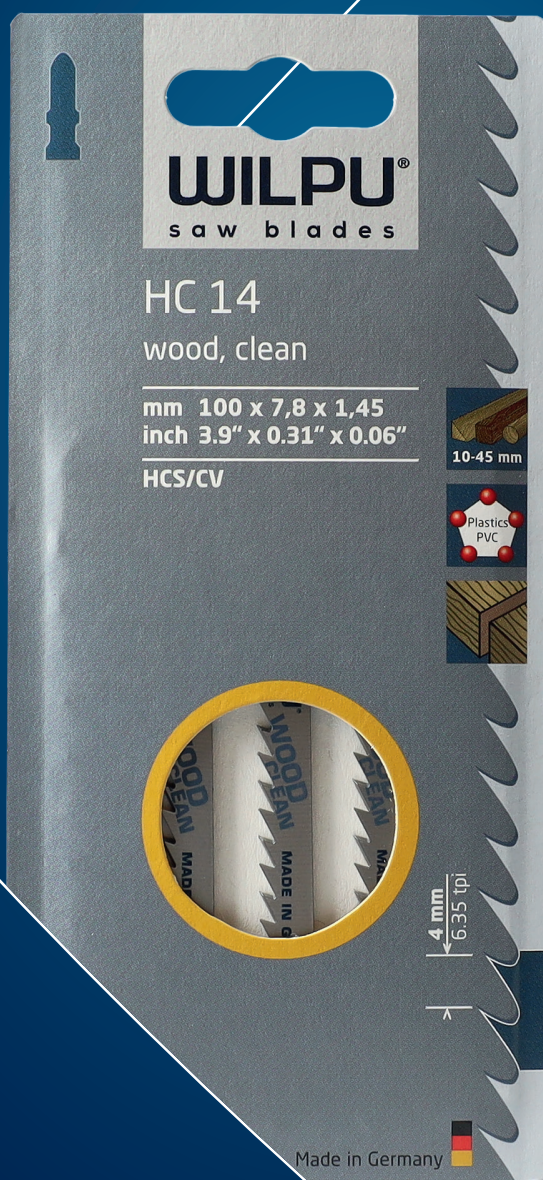
Execution: Internal square drive according to DIN 3121, ISO 1174.

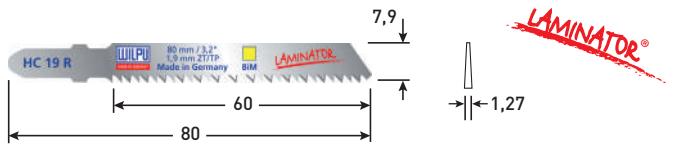
A ₁	l ₁	pcs/PU	Item no.	€ / PU
1"	175	1	844.9100	90,00
1"	250	1	844.9101	107,84
1"	325	1	844.9102	149,49

Locking pin for 1" sockets



Description	pcs/PU	Item no.	€ / PU
Locking pin 1"	10	844.9200	51,86

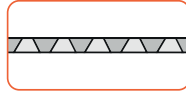




HC 19 R bi

Application: Speciaalblad van bi-metaal voor een splintervrije zaagsnede in gelamineerde plaat, zoals laminaat en Trespa®.

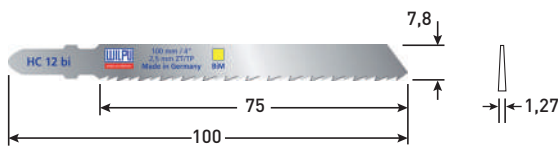
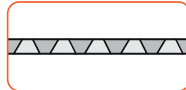
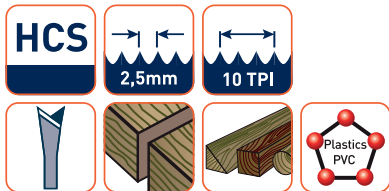
Wilpu	Bosch	Dimensions (mm)	pcs/PU	Item no.	€ / PU
HC 19 R bi	T101 AIF	80x7,9x1,27	5	510.0021	14,09
HC 19 R bi	T101 AIF	80x7,9x1,27	25	510.0025	70,58



HC 12

Application: CV-stalen zaagblad voor alle houtsoorten en kunststof tot 30 mm.


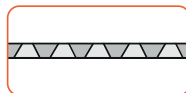
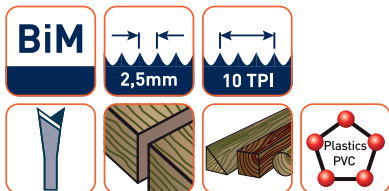
Wilpu	Bosch	Dimensions (mm)	pcs/PU	Item no.	€ / PU
HC 12	T101B	100x7,8x1,45	5	510.0041	9,12
HC 12	T101B	100x7,8x1,45	25	510.0045	40,95



HC 12 bi

Application: Bi-metalen zaagblad voor alle houtsoorten en kunststof tot 30 mm.

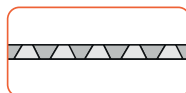
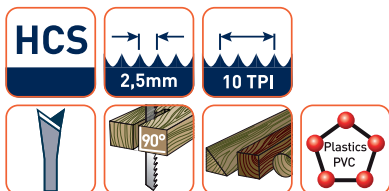
Wilpu	Bosch	Dimensions (mm)	pcs/PU	Item no.	€ / PU
HC 12 bi	T101BF	100x7,8x1,27	5	510.0061	16,01

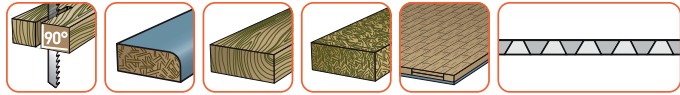



HC 12 D

Application: Extra dik CV-stalen zaagblad. Zeer fijne zaagsnede in hard-en zacht hout, multiplex, spaanplaat en kunststof.

Wilpu	Bosch	Dimensions (mm)	pcs/PU	Item no.	€ / PU
HC 12 D		100x7,8x1,68	5	510.0081	10,35

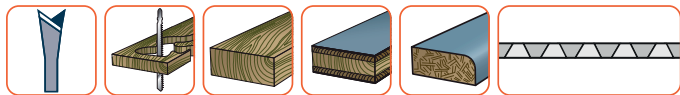
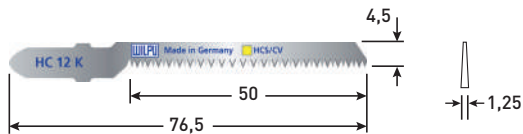




HC 22 DV

Application: Conisch geslepen blad met geslepen tandenrij voor zuivere zaagsneden in zacht hout, spaanplaat, gelamineerd spaanplaat en multiplex (2,5-35mm).

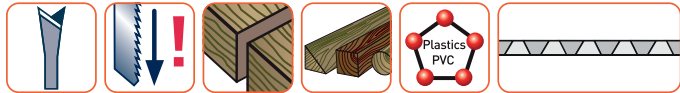
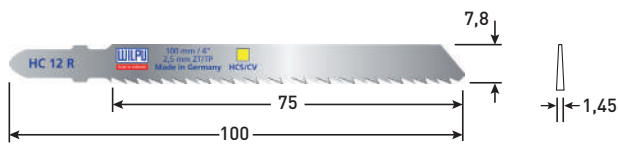
Wilpu	Bosch	Dimensions (mm)	pcs/PU	Item no.	€ / PU
HC 22 DV		100x6,5x1,45	5	510.0091	10,59



HC 12 K

Application: CV-stalen zaagblad, speciaal voor het zagen van bochten in hout en kunststof.

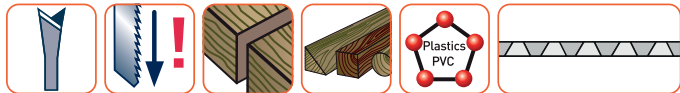
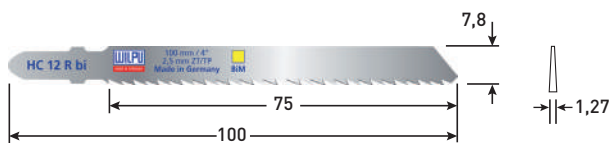
Wilpu	Bosch	Dimensions (mm)	pcs/PU	Item no.	€ / PU
HC 12 K	T101A0	76,5x4,5x1,25	5	510.0101	8,48



HC 12 R

Application: CV-stalen zaagblad voor splintervrij zagen van gelamineerd hout en kunststof. Zeer zuivere zaagsnede.

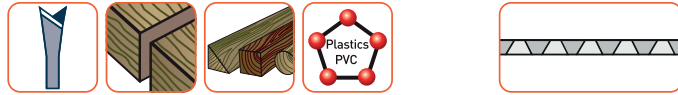
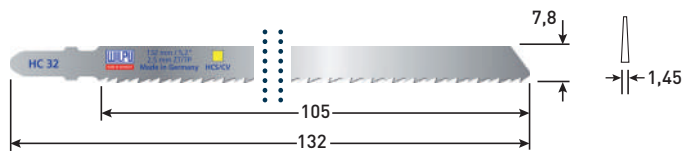
Wilpu	Bosch	Dimensions (mm)	pcs/PU	Item no.	€ / PU
HC 12 R	T101BR	100x7,8x1,45	5	510.0121	9,46



HC 12 R bi

Application: Bi-metalen zaagblad voor splintervrij zagen van gelamineerd hout en kunststof. Zeer zuivere zaagsnede.

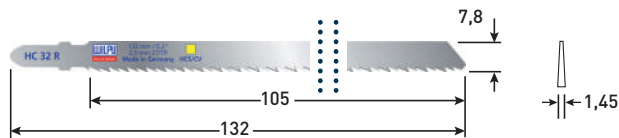
Wilpu	Bosch	Dimensions (mm)	pcs/PU	Item no.	€ / PU
HC 12 R bi	T101BRF	100x7,8x1,27	5	510.0131	16,01



HC 32

Application: Extra lang CV-stalen zaagblad voor alle houtsoorten en kunststof. Zeer zuivere zaagsnede.

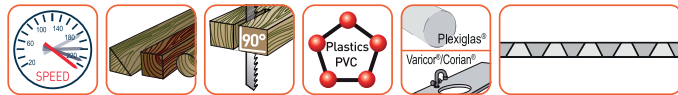

Wilpu	Bosch	Dimensions (mm)	pcs/PU	Item no.	€ / PU
HC 32		132x7,8x1,45	5	510.0141	13,89



HC 32 R

Application: Extra lang CV-stalen zaagblad voor alle houtsoorten en kunststof. Zeer zuivere zaagsnede.


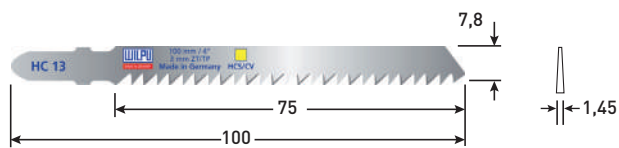
Wilpu	Bosch	Dimensions (mm)	pcs/PU	Item no.	€ / PU
HC 32 R	-	132x7,8x1,45	5	510.0161	13,89



HC 123

Application: 3-vlaks geslepen vertanding, konisch geslepen blad, zaagt 3x sneller dan een traditioneel zaagblad en tot 3x langere standtijd. Zeer zuivere zaagsnede in alle houtsoorten en kunststoffen van 10-60 mm.

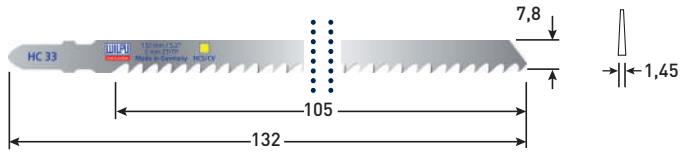
Wilpu	Bosch	Dimensions (mm)	pcs/PU	Item no.	€ / PU
HC 123	T234X	117x10x1,45	5	510.0151	12,02
HC 123	T234X	117x10x1,45	25	510.0155	59,96



HC 13

Application: CV-stalen zaagblad, voor hout tot 50 mm en kunststof.

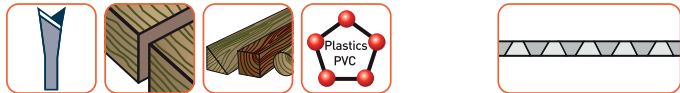
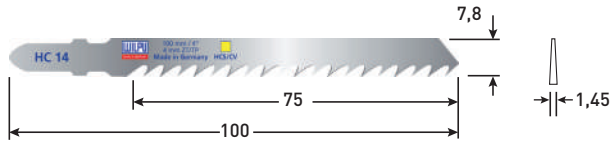
Wilpu	Bosch	Dimensions (mm)	pcs/PU	Item no.	€ / PU
HC 13		100x7,8x1,45	5	510.0181	8,23



HC 33

Application: Extra lang CV-stalen zaagblad voor alle houtsoorten en kunststof. Zeer snelle en zuivere zaagsnede.

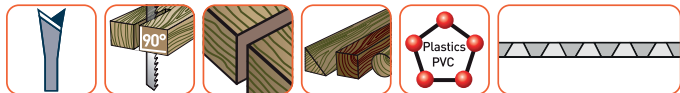
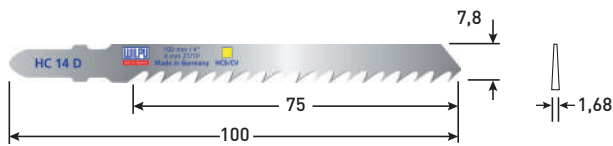
Wilpu	Bosch	Dimensions (mm)	pcs/PU	Item no.	€ / PU
HC 33	T301CD	132x7,8x1,45	5	510.0201	13,30



HC 14

Application: CV-stalen zaagblad voor alle houtsoorten en kunststof. Zeer snelle en zuivere zaagsnede.

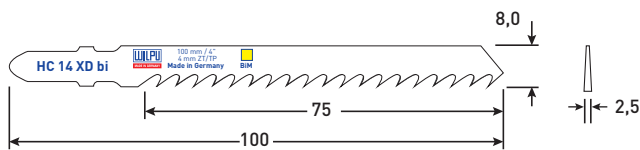
Wilpu	Bosch	Dimensions (mm)	pcs/PU	Item no.	€ / PU
HC 14	T101D	100x7,8x1,45	5	510.0221	8,23
HC 14	T101D	100x7,8x1,45	25	510.0225	40,95



HC 14 D

Application: Extra dik CV-stalen zaagblad voor zuivere en rechte zaagsnede in alle houtsoorten en kunststof.

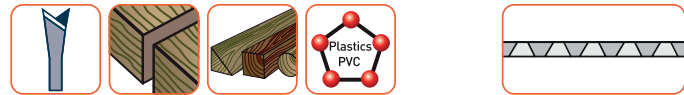
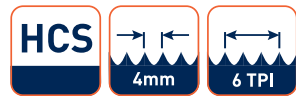
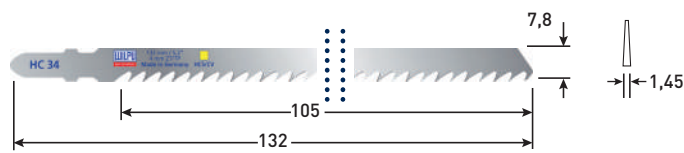
Wilpu	Bosch	Dimensions (mm)	pcs/PU	Item no.	€ / PU
HC 14 D	T101DP	100x7,8x1,68	5	510.0241	10,13



HC 14 XD bi

Application: Extra dik Bi-metalen zaagblad voor rechte zaagsneden in hout tot 50mm, tevens geschikt voor bochtenwerk in dik materiaal.

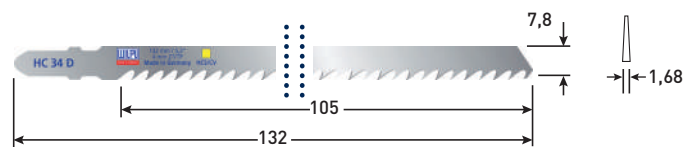
Wilpu	Bosch	Dimensions (mm)	pcs/PU	Item no.	€ / PU
HC14XD bi		100x8x2,5	2	510.0251	26,66



HC 34

Application: Extra lang CV-stalen zaagblad voor alle houtsoorten en kunststof. Zuivere zaagsnede.

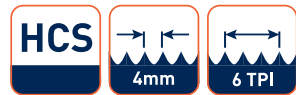
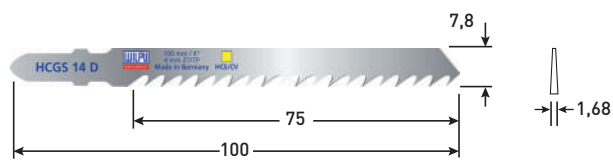
Wilpu	Bosch	Dimensions (mm)	pcs/PU	Item no.	€ / PU
HC 34	T301DL	132x7,8x1,45	5	510.0261	13,30



HC 34 D

Application: Extra lang en dik CV-stalen zaagblad voor alle houtsoorten en kunststof.

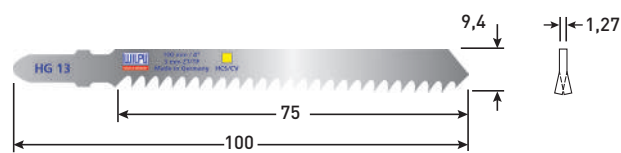
Wilpu	Bosch	Dimensions (mm)	pcs/PU	Item no.	€ / PU
HC 34 D		132x7,8x1,68	5	510.0281	15,27



HCGS 14 D

Application: CV-stalen zaagblad, dik en robuust blad voor een snelle rechte zaagsnede.

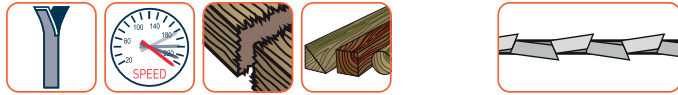
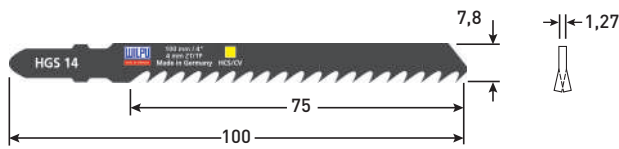
Wilpu	Bosch	Dimensions (mm)	pcs/PU	Item no.	€ / PU
HCGS 14 D	-	100x7,8x1,68	5	510.0301	14,28



HG 13

Application: CV-stalen zaagblad voor zacht hout en kunststof.

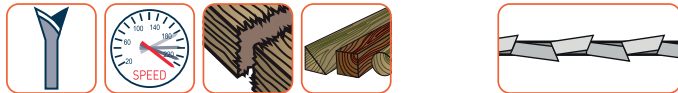
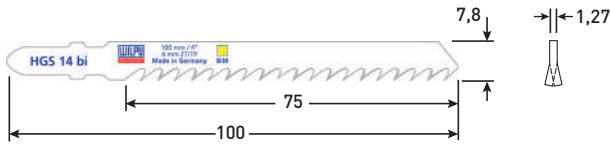
Wilpu	Bosch	Dimensions (mm)	pcs/PU	Item no.	€ / PU
HG 13	T111C	100x9,4x1,27	5	510.0341	6,14



HGS 14

Application: CV-stalen zaagblad, universeel blad voor alle houtsoorten.

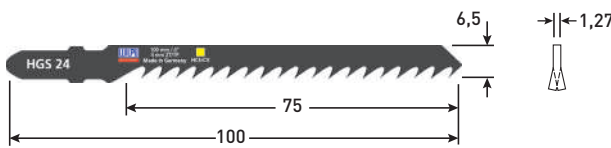
Wilpu	Bosch	Dimensions (mm)	pcs/PU	Item no.	€ / PU
HGS 14	T144D	100x7,8x1,27	5	510.0401	6,95
HGS 14	T144D	100x7,8x1,27	25	510.0405	32,47



HGS 14 bi

Application: Bi-metalen zaagblad, universeel blad voor alle houtsoorten.


Wilpu	Bosch	Dimensions (mm)	pcs/PU	Item no.	€ / PU
HGS 14 bi	T144DF	100x7,8x1,27	5	510.0421	14,33



HGS 24

Application: CV-stalen zaagblad, voor het zagen van bochten in alle houtsoorten.

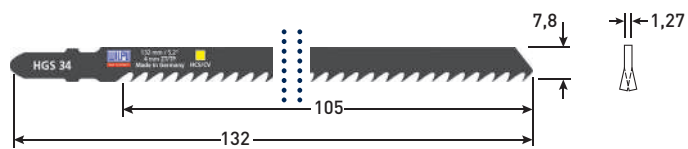
Wilpu	Bosch	Dimensions (mm)	pcs/PU	Item no.	€ / PU
HGS 24	T244D	100x6,5x1,27	5	510.0441	7,92



HGS 24 DV

Application: CV-stalen zaagblad, speciaal voor het zagen van bochten in alle houtsoorten. Met rugvertanding.

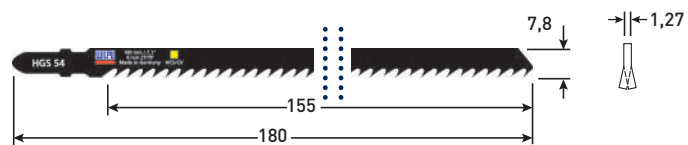
Wilpu	Bosch	Dimensions (mm)	pcs/PU	Item no.	€ / PU
HGS 24 DV	-	100x6,5x1,27	5	510.0461	10,03



HGS 34

Application: CV-stalen zaagblad, extra lang universeel blad voor alle houtsoorten.

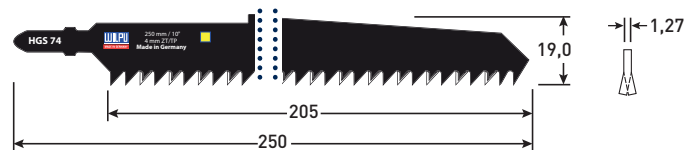
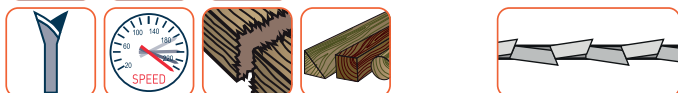
Wilpu	Bosch	Dimensions (mm)	pcs/PU	Item no.	€ / PU
HGS 34	T344D	132x7,8x1,27	5	510.0481	10,85



HGS 54

Application: CV-stalen zaagblad, zeer lang en snel blad voor alle houtsoorten.

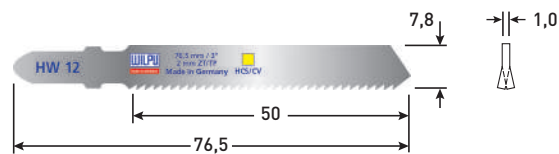
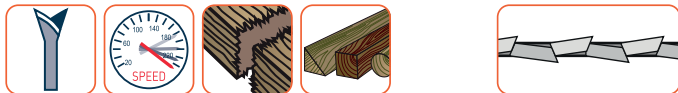
Wilpu	Bosch	Dimensions (mm)	pcs/PU	Item no.	€ / PU
HGS 54	T744D	180x7,8x1,27	5	510.0501	18,25



HGS 74

Application: CV-stalen zaagblad, zeer lang en snel blad voor alle houtsoorten.

Wilpu	Bosch	Dimensions (mm)	pcs/PU	Item no.	€ / PU
HGS 74	T1044DP	250x19x1,27	3	510.0508	16,86

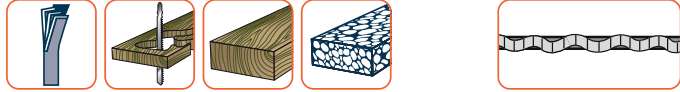
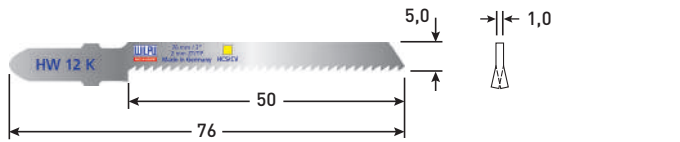


HW 12

Application: CV-stalen zaagblad voor zacht hout en isolatiemateriaal.

Wilpu	Bosch	Dimensions (mm)	pcs/PU	Item no.	€ / PU
HW 12	T119B	76,5x7,8x1,0	5	510.0521	5,62

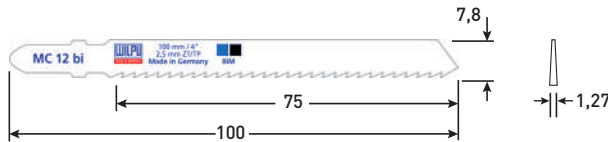




HW 12 K

Application: CV-stalen zaagblad voor het zagen van bochten in zacht hout en isolatiemateriaal.

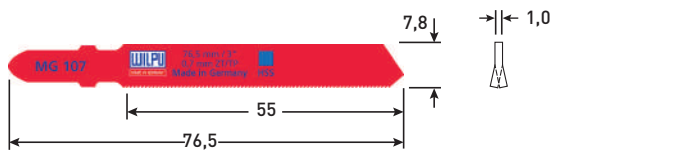
Wilpu	Bosch	Dimensions (mm)	pcs/PU	Item no.	€ / PU
HW 12 K	T119B0	76,0x5,0x1,0	5	510.0541	6,64



MC 12 bi

Application: Bi-metalen zaagblad voor non-ferro metalen en aluminium.

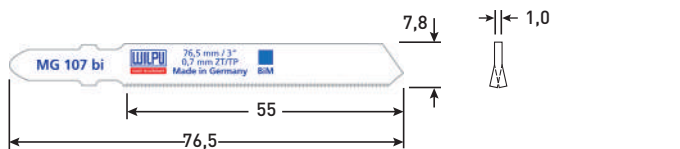
Wilpu	Bosch	Dimensions (mm)	pcs/PU	Item no.	€ / PU
MC 12 bi	T101A	100x7,8x1,27	5	510.0561	13,80



MG 107

Application: HSS zaagblad voor zeer dun blik van 0,5 tot 1,5 mm.

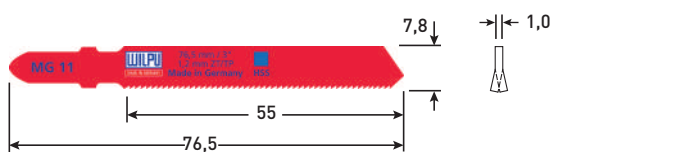
Wilpu	Bosch	Dimensions (mm)	pcs/PU	Item no.	€ / PU
MG 107	T118G	76,5x7,8x1,0	5	510.0581	9,10



MG 107 bi

Application: Bi-metalen zaagblad voor zeer dun blik en roestvaststaal van 0,5 tot 1,5 mm.

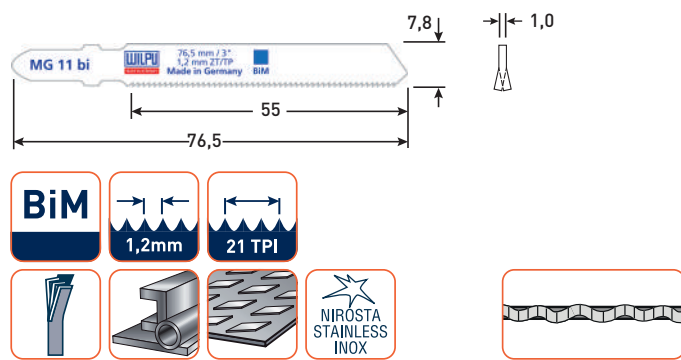
Wilpu	Bosch	Dimensions (mm)	pcs/PU	Item no.	€ / PU
MG 107 bi	T118GFS	76,5x7,8x1,0	5	510.0601	11,09



MG 11

Application: HSS zaagblad voor staal en blik.

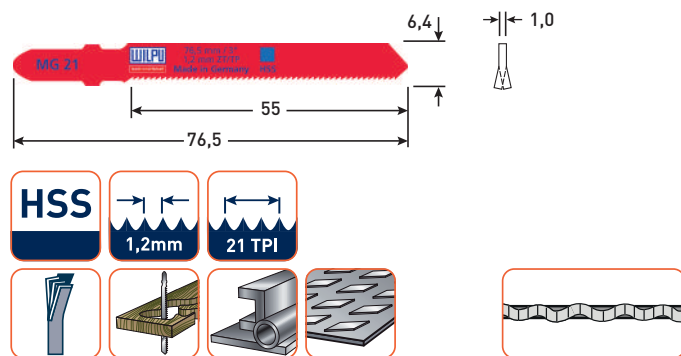
Wilpu	Bosch	Dimensions (mm)	pcs/PU	Item no.	€ / PU
MG 11	T118A	76,5x7,8x1,0	5	510.0621	8,81
MG 11	T118A	76,5x7,8x1,0	25	510.0625	40,90



MG 11 bi

Application: Bi-metalen zaagblad, flexibel blad voor zagen van bochten in dun metaal en roestvaststaal van 1,2 tot 2 mm.

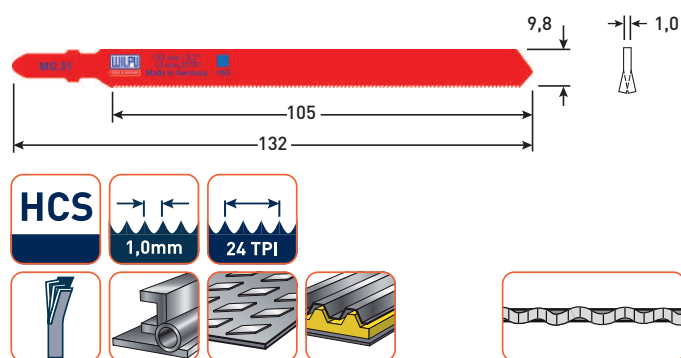
Wilpu	Bosch	Dimensions (mm)	pcs/PU	Item no.	€ / PU
MG 11 bi	T118AF	76,5x7,8x1,0	5	510.0641	10,71
MG 11 bi	T118AF	76,5x7,8x1,0	25	510.0645	49,74



MG 21

Application: HSS zaagblad voor zagen van bochten in staal en blik.

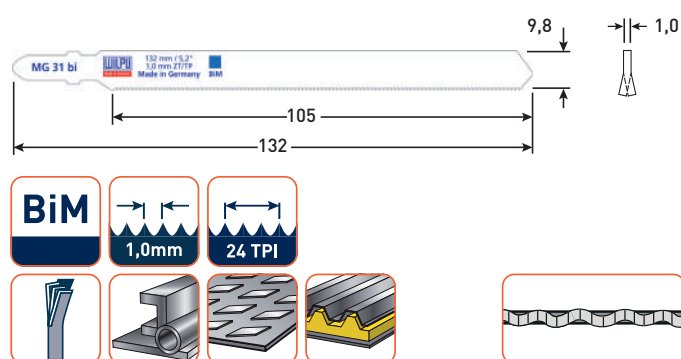
Wilpu	Bosch	Dimensions (mm)	pcs/PU	Item no.	€ / PU
MG 21	T218A	76,5x6,4x1,0	5	510.0661	9,94



MG 31

Application: Lang en flexibel CV-stalen zaagblad voor staal (1-3 mm), pijpen, profielen en sandwichmateriaal tot 80 mm dikte.

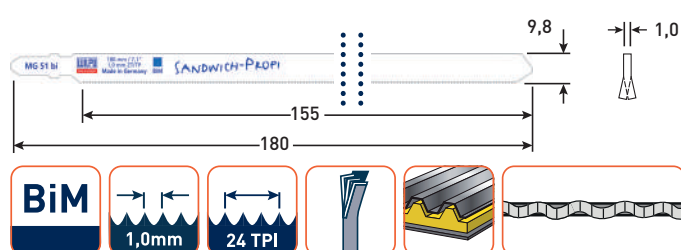
Wilpu	Bosch	Dimensions (mm)	pcs/PU	Item no.	€ / PU
MG 31	T318A	132x9,8x1,0	5	510.0671	10,90



MG 31 bi

Application: Lang en flexibel bi-metalen zaagblad voor staal (1-3 mm), pijpen, profielen en sandwichmateriaal tot 80 mm dikte.

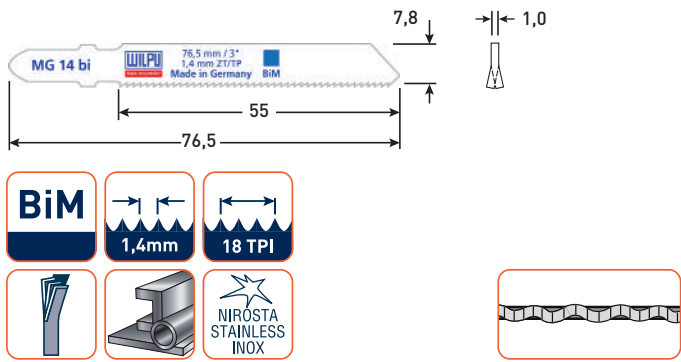
Wilpu	Bosch	Dimensions (mm)	pcs/PU	Item no.	€ / PU
MG 31 bi	T318AF	132x9,8x1,0	5	510.0681	17,05



MG 51 bi

Application: Bi-metalen zaagblad, zeer lang en flexibel blad voor sandwich-materialen.

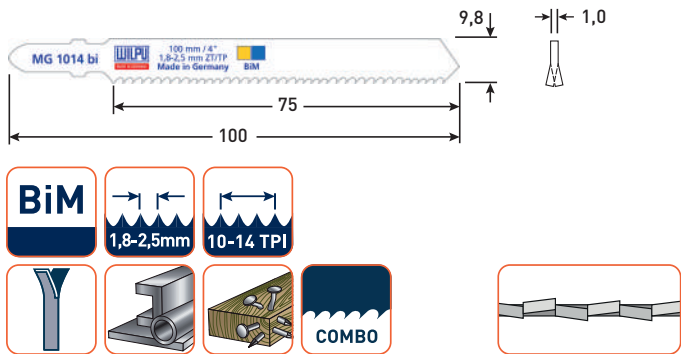
Wilpu	Bosch	Dimensions (mm)	pcs/PU	Item no.	€ / PU
MG 51 bi	T718BF	180x9,8x1,0	5	510.0701	23,11



MG 14 bi

Application: Bi-metalen zaagblad, flexibel blad voor staal en roestvaststaal van 1,5 tot 2,2 mm.

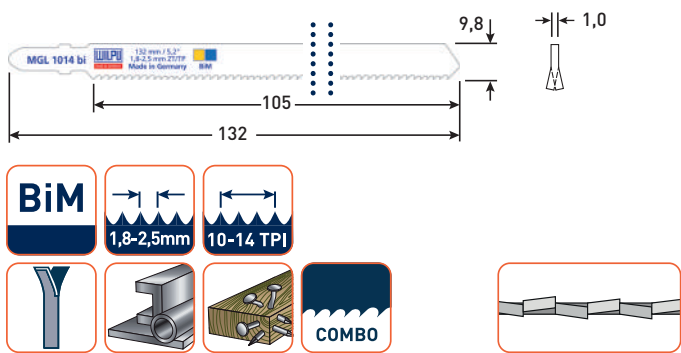
Wilpu	Bosch	Dimensions (mm)	pcs/PU	Item no.	€ / PU
MG 14 bi	T118EF	76,5x7,8x1,0	5	510.0721	11,09



MG 1014 bi

Application: Bi-metalen zaagblad met combi-vertanding voor staal en hout met spijkers of andere metaalresten.

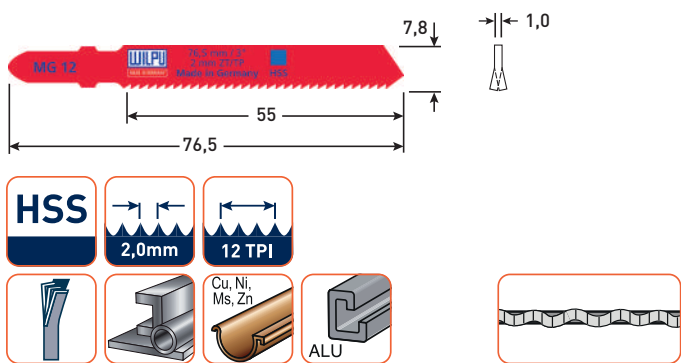
Wilpu	Bosch	Dimensions (mm)	pcs/PU	Item no.	€ / PU
MG 1014 bi	T111HF	100x9,8x1,0	5	510.0741	13,60



MGL 1014 bi

Application: Bi-metalen zaagblad, extra lang blad met combi-vertanding voor staal en hout met spijkers of andere metaalresten.


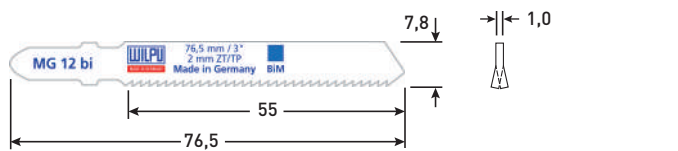
Wilpu	Bosch	Dimensions (mm)	pcs/PU	Item no.	€ / PU
MGL 1014 bi	T345XF	132x9,8x1,0	5	510.0761	19,66



MG 12

Application: HSS zaagblad, voor aluminium, non-ferro metalen, en staal van 2 tot 3 mm.

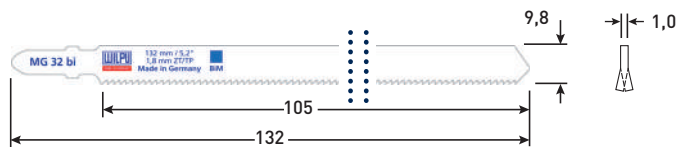
Wilpu	Bosch	Dimensions (mm)	pcs/PU	Item no.	€ / PU
MG 12	T118B	76,5x7,8x1,0	5	510.0781	8,81



MG 12 bi

Application: Bi-metalen zaagblad voor staal, aluminium, non-ferro metalen en roestvaststaal van 2 tot 3 mm.

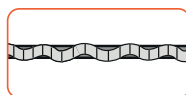
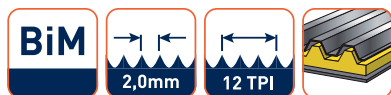
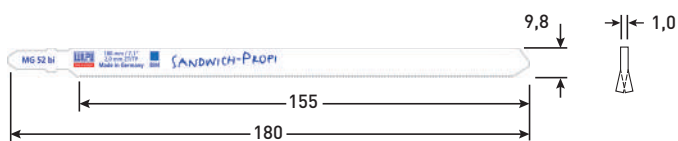
Wilpu	Bosch	Dimensions (mm)	pcs/PU	Item no.	€ / PU
MG 12 bi	T118BF	76,5x7,8x1,0	5	510.0801	11,09



MG 32 bi

Application: Bi-metalen zaagblad, extra lang en flexibel blad voor staal, sandwich-materialen en non-ferro metalen.

Wilpu	Bosch	Dimensions (mm)	pcs/PU	Item no.	€ / PU
MG 32 bi	T318BF	132x9,8x1,0	5	510.0821	17,64

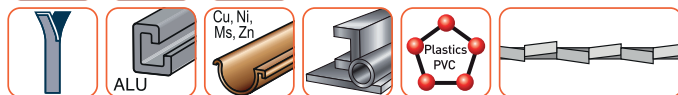
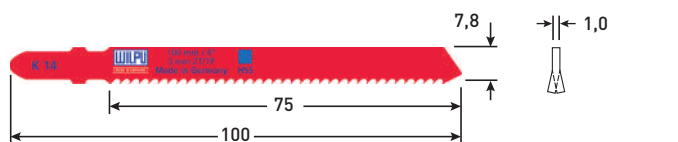


MG 52 bi

Execution: Gefreesde en gegolfde tandenrij. Extra lang, flexibel zaagblad met lange standtijd.

Application: Speciaal geschikt voor sandwichmaterialen van 2-120 mm dik.

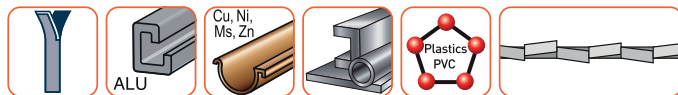
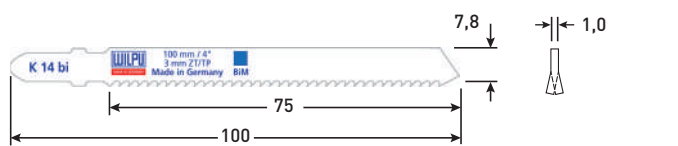
Wilpu	Bosch	Dimensions (mm)	pcs/PU	Item no.	€ / PU
MG 52 bi	T718BF	180x9,8x1,0	5	510.0831	22,98



K 14

Application: HSS zaagblad voor staal, non-ferro metalen, aluminium en kunststof.

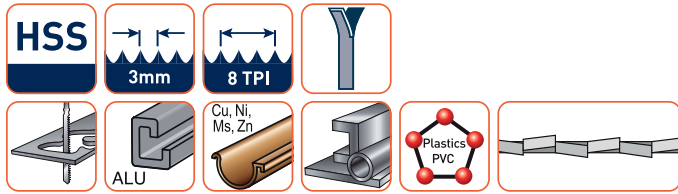
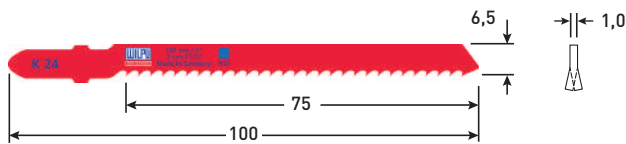
Wilpu	Bosch	Dimensions (mm)	pcs/PU	Item no.	€ / PU
K 14	T127D	100x7,8x1,0	5	510.0841	9,21



K 14 bi

Application: Bi-metalen zaagblad. Flexibel blad voor staal, non-ferro metalen, aluminium en kunststof.

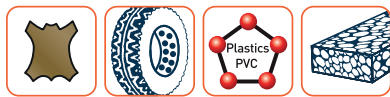

Wilpu	Bosch	Dimensions (mm)	pcs/PU	Item no.	€ / PU
K 14 bi	T127DF	100x7,8x1,0	5	510.0861	11,91



K 24

Application: HSS zaagblad voor het zagen van bochten in staal, non-ferro metalen, aluminium en kunststof.

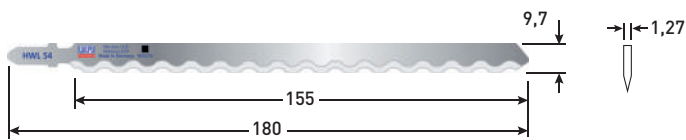
Wilpu	Bosch	Dimensions (mm)	pcs/PU	Item no.	€ / PU
K 24	T227D	100x6,5x1,0	5	510.0881	11,36



HWL 100

Application: CV-stalen blad voor rubber, leder, plastic en isolatiematerialen.


Wilpu	Bosch	Dimensions (mm)	pcs/PU	Item no.	€ / PU
HWL 100	T113A	100x9,7x1,27	5	510.0901	12,10



HWL 54

Application: Extra lang decoupeermes met gegolfd geslepen blad. Voor het snijden van isolatiemateriaal, leer, rubber, papier, styropor en tapijt.


Wilpu	Bosch	Dimensions (mm)	pcs/PU	Item no.	€ / PU
HWL 54	T313AW	100x9,7x1,27	5	510.0911	30,71



D 1

Application: Hardmetaal gecoat zaagblad. Grofkorrelig. Voor glas, keramiek en glasvezelversterkt polyester.

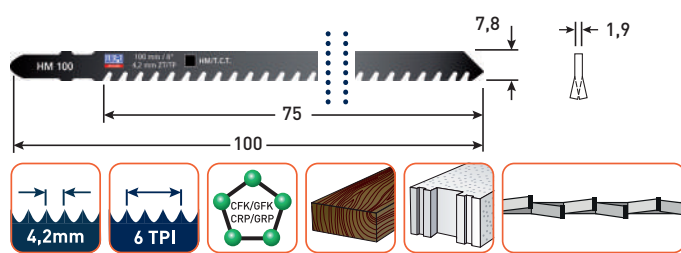
Wilpu	Bosch	Dimensions (mm)	pcs/PU	Item no.	€ / PU
D 1	T130Riff	79x8,8x2,3	3	510.0941	17,69



D 2

Application: Hardmetaal gecoat zaagblad. Fijnkorrelig. Voor glas, keramiek en glasvezelversterkt polyester.

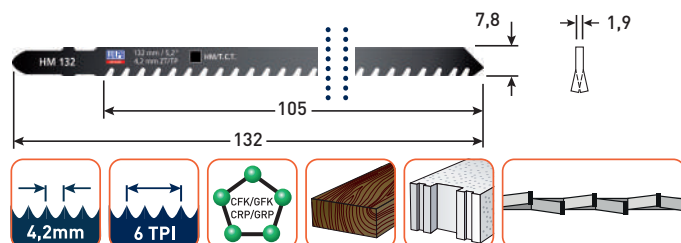
Wilpu	Bosch	Dimensions (mm)	pcs/PU	Item no.	€ / PU
D 2	T150Riff	79x8,8x2,3	3	510.0961	17,69



HM 100

Application: Zaagblad met hardmetalen tanden voor glasvezelversterkt polyester, hardhout en gasbeton.

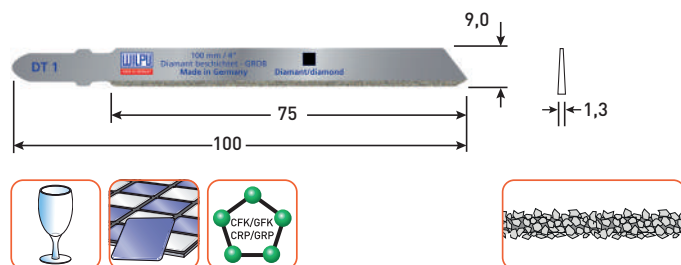
Wilpu	Bosch	Dimensions (mm)	pcs/PU	Item no.	€ / PU
HM 100	T141HM	100x7,8x1,9	1	510.0981	17,06



HM 132

Application: Zaagblad met hardmetalen tanden voor glasvezelversterkt polyester, hardhout en gasbeton.

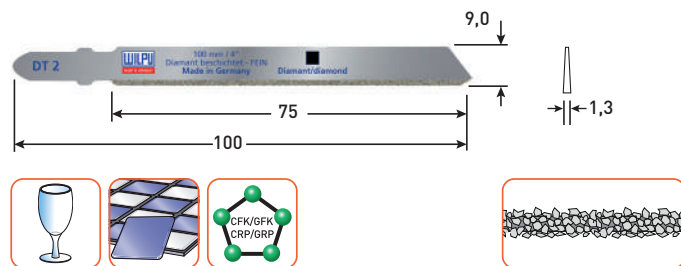
Wilpu	Bosch	Dimensions (mm)	pcs/PU	Item no.	€ / PU
HM 132	T341HM	132x7,8x1,9	1	510.1001	21,35



DT 1

Application: Diamant gecoat zaagblad. Grof. Voor GFK, CFK, marmer, keramiek en glas.

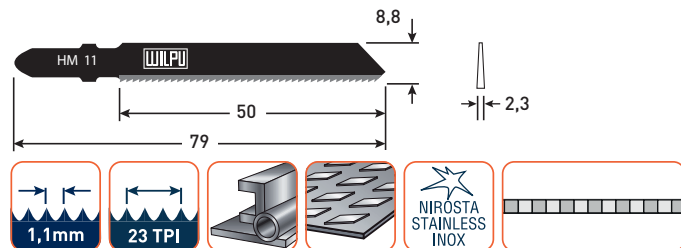
Wilpu	Bosch	Dimensions (mm)	pcs/PU	Item no.	€ / PU
DT 1	-	100x9x1,3	1	510.1021	110,04



DT 2

Application: Diamant gecoat zaagblad. Fijn. Voor GFK, CFK, marmer, keramiek en glas.

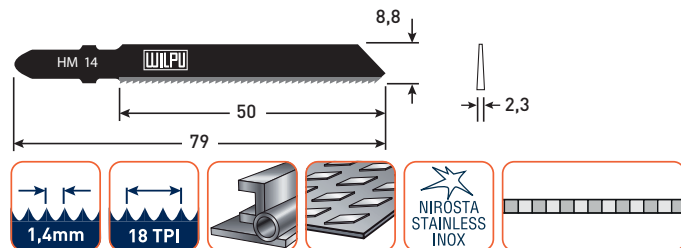
Wilpu	Bosch	Dimensions (mm)	pcs/PU	Item no.	€ / PU
DT 2	-	100x9x1,3	1	510.1041	110,04



HM 11

Application: Zaagblad met hardmetalen tanden voor staal, blik en roestvaststaal tot 2,5 mm.

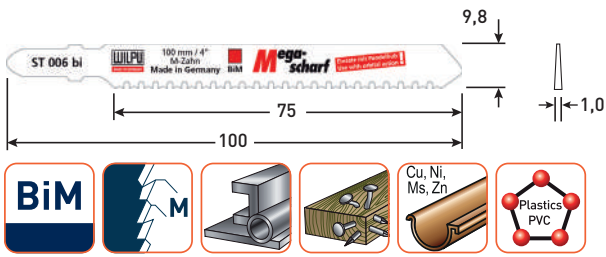
Wilpu	Bosch	Dimensions (mm)	pcs/PU	Item no.	€ / PU
HM 11	T118AHM	79x8,8x2,3	2	510.1081	31,04



HM 14

Application: Zaagblad met hardmetalen tanden voor staal, blik en roestvaststaal tot 2,5 mm.

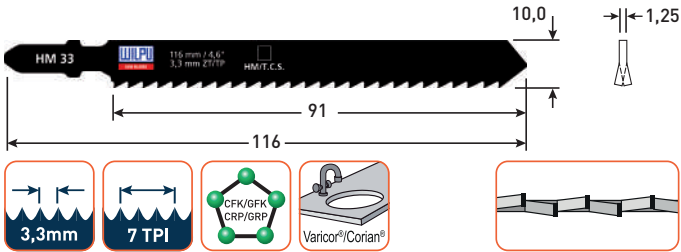
Wilpu	Bosch	Dimensions (mm)	pcs/PU	Item no.	€ / PU
HM 14	T118EHM	79x8,8x2,3	2	510.1101	28,63



ST 006 bi

Application: Bi-metalen speciaalzaagblad met gepatenteerde M-vertanding. Zaagt in beide richtingen. Zeer lange standtijd.

Wilpu	Bosch	Dimensions (mm)	pcs/PU	Item no.	€ / PU
ST 006 bi	-	100x9,8x1,0	2	510.1122	15,56



HM 33

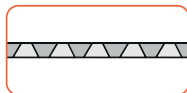
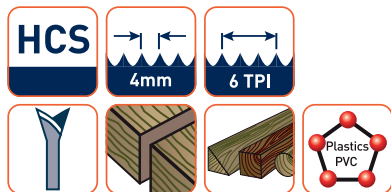
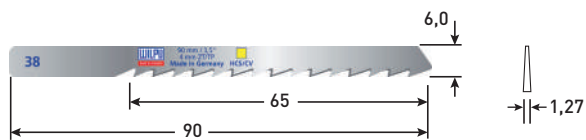
Application: Zaagblad voorzien van geslepen HM tanden. Geschikt voor het zagen van GFK/Epoxy, Varicor, Corian (<65 mm).

Wilpu	Bosch	Dimensions (mm)	pcs/PU	Item no.	€ / PU
HM 33	T301CHM	116x10x1,25	2	510.1151	54,05



Sort. 2000

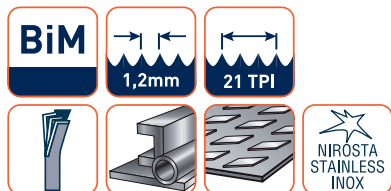

Wilpu	Content	pcs/PU	Item no.	€ / PU
Sort. 2000	1x HC 12 1x HG 13 1x HGS 14 1x MG 11 1x MG 12	1	510.0921	8,48



38

Application: CV-stalen zaagblad voor alle houtsoorten en kunststof.

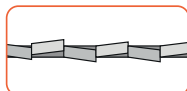
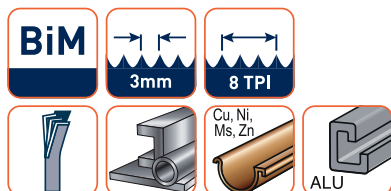
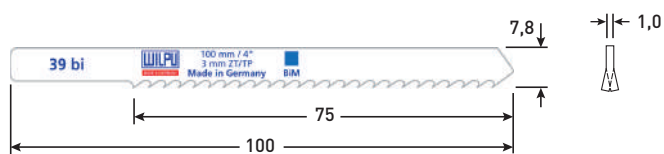
Wilpu	Fein	Dimensions (mm)	pcs/PU	Item no.	€ / PU
38	635030 38 016	90x6,0x1,27	5	512.0061	9,68



35 bi

Application: Bi-metalen zaagblad. Flexibel blad voor staal en roestvaststaal van 1,2 tot 2 mm.

Wilpu	Fein	Dimensions (mm)	pcs/PU	Item no.	€ / PU
35 bi		76,5x7,8x1,0	5	512.0141	12,66



39 bi

Application: Flexibel Bi-metalen zaagblad geschikt voor non-ferro metalen, aluminium, staal en kunststoffen tot 30 mm.

Wilpu	Fein	Dimensions (mm)	pcs/PU	Item no.	€ / PU
39 bi	635030 39 010	100x7,8x1,0	5	512.0221	13,57

HCS

4,2mm 6 TPI 150 mm 225/300 mm

90° Plastics PVC

3021

Execution: CV-stalen reciprozaagblad.
Application: Blad voor alle houtsoorten en kunststof.

Wilpu	Bosch	Dimensions (mm)	pcs/PU	Item no.	€ / PU
3021/150	S644D	150x19x1,27	5	515.0041	16,53
3021/225	-	225x19x1,27	5	515.0061	21,81
3021/300	S1344D	300x19x1,27	5	515.0081	25,75
3021/400	-	400x19x1,27	5	515.0091	34,32

BiM

4,2mm 6 TPI

90° Plastics PVC

3021 bi

Execution: Bi-metalen reciprozaagblad.
Application: Blad voor alle houtsoorten en kunststof.

Wilpu	Bosch	Dimensions (mm)	pcs/PU	Item no.	€ / PU
3021/150 bi	S611DF	150x19x1,27	5	515.0101	26,32
3021/225 bi	S1111DF	225x19x1,27	5	515.0121	31,79
3021/300 bi	S1411DF	300x19x1,27	5	515.0141	40,99

HCS

4,2mm 6 TPI

3025

Execution: CV-stalen reciprozaagblad.
Application: Blad voor gipsplaten en hout.

Wilpu	Bosch	Dimensions (mm)	pcs/PU	Item no.	€ / PU
3025/150	S628D	150x19x1,05	5	515.0161	14,02
3025/300	-	300x19x1,05	5	515.0171	21,51

HCS

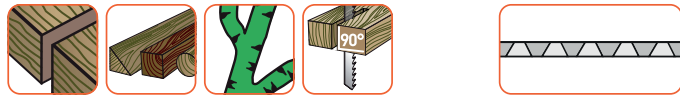
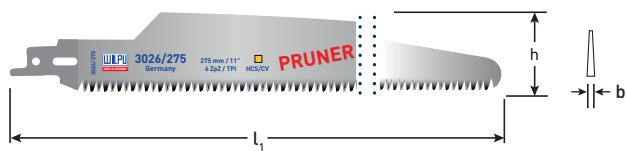
4,2mm 6 TPI

90° Plastics PVC Plexiglas®

3023

Execution: Uit Chroom-Vanadium conisch geslepen reciprozaagblad. Speciaal 3-vlaks geslepen tandenrij.
Application: Extreem zuivere zaagsnede in alle houtsoorten.

Wilpu	Bosch	Dimensions (mm)	pcs/PU	Item no.	€ / PU
3023/150	S2345X	150x19x1,27	5	515.0175	24,40
3023/240	S2345X	240x19x1,27	5	515.0176	38,85




3026

Execution: Uit Chroom-Vanadium conisch geslepen reciprozaagblad. Speciale 'Japantanden'.

Application: Extreem zuivere zaagsnede in alle houtsoorten.

Wilpu	Bosch	Dimensions (mm)	pcs/PU	Item no.	€ / PU
3026/275	-	275x34x1,6	2	515.0191	41,45

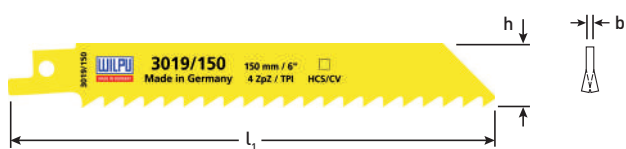


3029

Execution: CV-stalen reciprozaagblad met inductief geharde tanden.

Application: Speciaalblad voor levend hout.

Wilpu	Bosch	Dimensions (mm)	pcs/PU	Item no.	€ / PU
3029/240	S1531L	240x19x1,27	5	515.0181	26,68
3029/240	S1531L	240x19x1,27	20	515.0182	101,47



3019

Execution: CV-stalen reciprozaagblad.

Application: Universeel blad voor alle houtsoorten.

Wilpu	Bosch	Dimensions (mm)	pcs/PU	Item no.	€ / PU
3019/150	-	150x19x1,05	5	515.0201	15,00
3019/225	-	225x19x1,05	5	515.0221	19,07

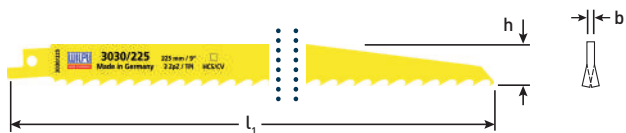


3019 PC

Execution: CV-stalen reciprozaagblad.

Application: Universeel blad voor alle houtsoorten.

Wilpu	Bosch	Dimensions (mm)	pcs/PU	Item no.	€ / PU
3019/225 PC	-	225x19x1,05	5	515.0225	22,79

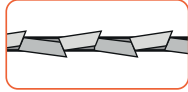
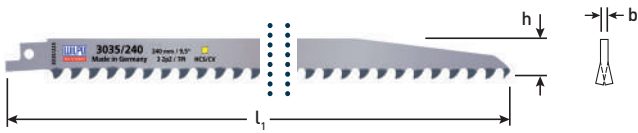


3030

Execution: CV-stalen reciprozaagblad.

Application: Grof vertand blad voor gewoon en levend hout.

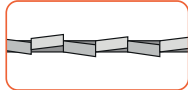
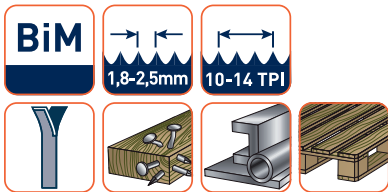
Wilpu	Bosch	Dimensions (mm)	pcs/PU	Item no.	€ / PU
3030/225	S1111K	225x19x1,27	5	515.0261	22,96
3030/300	S1617K	300x19x1,27	5	515.0281	27,71



3035

Execution: CV-stalen reciprozaagblad met inductief geharde tanden.
Application: Zeer grof vertand blad voor agressief en snel zagen in nat hout.

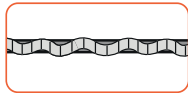
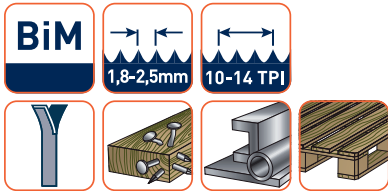

Wilpu	Bosch	Dimensions (mm)	pcs/PU	Item no.	€ / PU
3035/240	S1542K	240x19x1,27	5	515.0301	27,51



1014 C

Execution: Bi-metalen reciprozaagblad met combi-vertanding.
Application: Voor alle houtsoorten met metaal(-resten) vanaf 2,5 mm, en non-ferro metalen. Ook voor pallets.

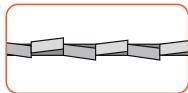
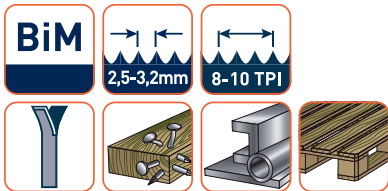
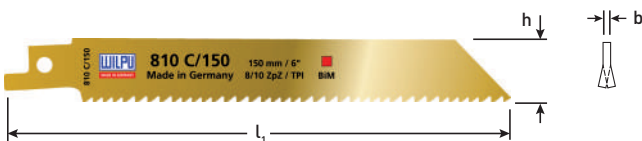
Wilpu	Bosch	Dimensions (mm)	pcs/PU	Item no.	€ / PU
1014C/150	S922VF	150x19x0,9	5	515.0321	22,81
1014C/200	-	200x19x0,9	5	515.0341	28,68
1014C/225	S1122VF	225x19x0,9	5	515.0361	31,61
1014C/280	S1222VF	280x19x0,9	5	515.0381	38,63



1014 CD

Execution: Extra dik variabel vertand bi-metalen reciprozaagblad.
Application: Voor rechte zaagsnede in alle houtsoorten met metaalresten. Staal vanaf 2,5 mm dikte. Veel gebruikt in de pallet-reparatie!

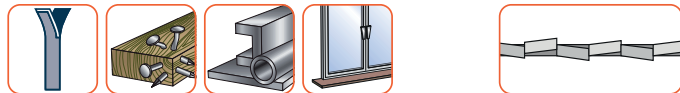
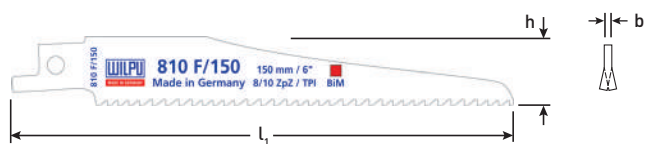
Wilpu	Bosch	Dimensions (mm)	pcs/PU	Item no.	€ / PU
1014CD/150	S925VF	150x19x1,27	5	515.0391	25,70
1014CD/225	S1125VF	225x19x1,27	5	515.0411	33,44



810 C

Execution: Bi-metalen reciprozaagblad met combi-vertanding.
Application: Voor alle houtsoorten met metaal(-resten) van 3,5 tot 5 mm, en non-ferro metalen. Speciaal voor pallets!

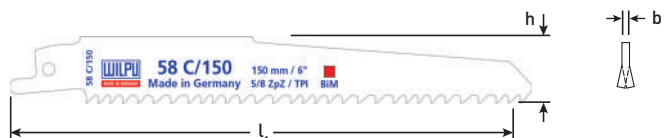
Wilpu	Bosch	Dimensions (mm)	pcs/PU	Item no.	€ / PU
810C/150	-	150x19x0,9	5	515.0415	22,58
810C/225	-	225x19x0,9	5	515.0421	31,79



810 F

Execution: Extra dik variabel vertand bi-metalen reciprozaagblad.
Application: Voor alle houtsoorten voorzien van metaalresten. Gezette tandenrij, zaagblad speciaal ontwikkeld voor demontage van kozijnen. Zaagt staal vanaf 3 mm dikte.

Wilpu	Bosch	Dimensions (mm)	pcs/PU	Item no.	€ / PU
810F/150	-	150x19x1,27	5	515.0441	25,70



58 C

Execution: Bi-metalen reciprozaagblad, extra dik variabel vertand.
Application: Voor alle houtsoorten met geringe metaalresten. Gezette tandenrij.


Wilpu	Bosch	Dimensions (mm)	pcs/PU	Item no.	€ / PU
58C/150	S610VF	150x19x1,27	5	515.0451	25,70
58C/225	S1110VF	225x19x1,27	5	515.0461	33,44
58C/300	-	300x19x1,27	5	515.0471	43,94



3015

Execution: Bi-metalen reciprozaagblad.
Application: Zeer fijn vertand zaagblad voor blik tot 1,2 mm.

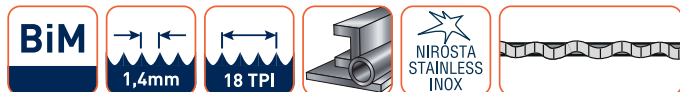

Wilpu	Bosch	Dimensions (mm)	pcs/PU	Item no.	€ / PU
3015/150	S922AF	150x19x0,9	5	515.0581	20,62
3015/200	S1122AF	200x19x0,9	5	515.0601	25,92



3014

Execution: Bi-metalen reciprozaagblad.
Application: Universeel zaagblad voor staal, roestvaststaal van 1,5 tot 2,5 mm.

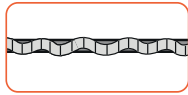
Wilpu	Bosch	Dimensions (mm)	pcs/PU	Item no.	€ / PU
3014/100	S522EF	100x19x0,9	5	515.0621	17,48
3014/150	S922EF	150x19x0,9	5	515.0641	21,00
3014/200	S1122EF	200x19x0,9	5	515.0661	24,87
3014/280	-	280x19x0,9	5	515.0681	32,21



3014 PC

Execution: Bi-metalen reciprozaagblad met gefreesde en gezette tandenrij.
Application: Flexibel universeelblad geschikt voor staal en RVS van 1,5-2,5 mm en non-ferro metalen. Gekromd blad voor sneller zagen en een langere standtijd.

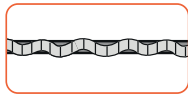
Wilpu	Bosch	Dimensions (mm)	pcs/PU	Item no.	€ / PU
3014/150 PC	-	150x19x0,9	5	515.0691	22,27
3014/225 PC	-	225x19x0,9	5	515.0695	29,72



3013

Execution: Bi-metalen reciprocating blade.
Application: Universal saw blade for steel, RVS from 2,0 to 3,5 mm.

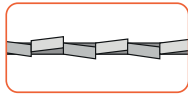

Wilpu	Bosch	Dimensions (mm)	pcs/PU	Item no.	€ / PU
3013/150	S922BF	150x19x0,9	5	515.0721	21,53
3013/200	S1122BF	200x19x0,9	5	515.0741	25,54
3013/250	-	250x19x0,9	5	515.0761	31,26



3013 PC

Execution: Bi-metalen reciprocating blade with ground and set teeth.
Application: Flexible universal blade suitable for steel and RVS from 2,0-3,0 mm and non-ferrous metals. Curved blade for faster cuts and longer life.

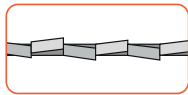

Wilpu	Bosch	Dimensions (mm)	pcs/PU	Item no.	€ / PU
3013/150 PC	-	150x19x0,9	5	515.0771	22,11
3013/225 PC	-	225x19x0,9	5	515.0775	29,44



3018

Execution: Bi-metalen reciprocating blade.
Application: Universal saw blade for steel, stainless steel from 3,5 to 5 mm.


Wilpu	Bosch	Dimensions (mm)	pcs/PU	Item no.	€ / PU
3018/150	S922HF	150x19x0,9	5	515.0781	21,31
3018/200	S1122HF	200x19x0,9	5	515.0801	26,63
3018/280	-	280x19x0,9	5	515.0821	34,38



3016

Execution: Bi-metalen reciprocating blade provided with ground and set teeth.
Application: Saw blade provided with group relief such as Twin-Cut, therefore a longer life and faster cuts in metal (>2,5mm) and with spikes.

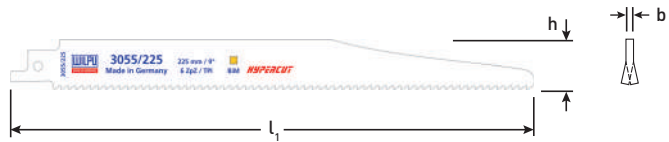
Wilpu	Bosch	Dimensions (mm)	pcs/PU	Item no.	€ / PU
3016/150	-	150x19x0,9	5	515.0831	25,63
3016/225	S123XF	225x19x0,9	5	515.0833	33,33
3016/280	-	280x19x0,9	5	515.0835	40,67



3050

Execution: Extreem sterk en robuust reciprozaagblad voor rechte zaagsnede in metaal dikker dan 3 mm. Ook geschikt voor hout en hout met metaalresten. Bijzonder geschikt voor sloop en reddingswerk.


Wilpu	Bosch	Dimensions (mm)	pcs/PU	Item no.	€ / PU
3050/150	S920CF	150x22x1,57	3	515.0841	25,42
3050/225	S1120CF	225x22x1,57	3	515.0851	36,57
3050/300	-	300x22x1,57	3	515.0861	47,61



3055

Execution: Extreem sterk en robuust reciprozaagblad voor zuivere zaagsneden in hout. Bijzonder geschikt voor sloop en reddingswerk.

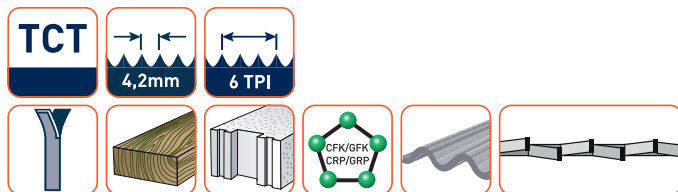
Wilpu	Bosch	Dimensions (mm)	pcs/PU	Item no.	€ / PU
3055/150	S610DF	150x22x1,57	3	515.0881	19,39
3055/225	S1110DF	225x22x1,57	3	515.0891	31,60
3055/300	-	300x22x1,57	3	515.0901	44,30



3060

Execution: Extreem sterk en robuust reciprozaagblad voor zuivere zaagsneden in hout. Bijzonder geschikt voor sloop en reddingswerk.

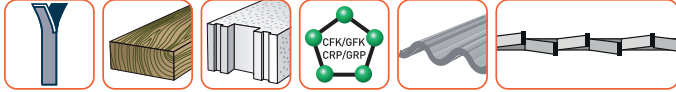

Wilpu	Bosch	Dimensions (mm)	pcs/PU	Item no.	€ / PU
3060/150	S930CF	150x22x1,57	3	515.0903	25,53
3060/225	S1130CF	225x22x1,57	3	515.0905	36,62
3060/300	S1230CF	300x22x1,57	3	515.0907	47,77



3040

Execution: Reciprozaagblad met hardmetalen tanden.
Application: Blad voor hardhout, gasbeton en glasvezelversterkt polyester.



Wilpu	Bosch	Dimensions (mm)	pcs/PU	Item no.	€ / PU
3040/150HM	S641HM	150x19x1,3	1	515.0911	52,80
3040/300HM	-	300x19x1,3	1	515.0941	78,58



3041

Execution: Reciprozaagblad met hardmetalen tanden.
Application: Blad voor hardhout, gasbeton en glasvezelversterkt polyester.


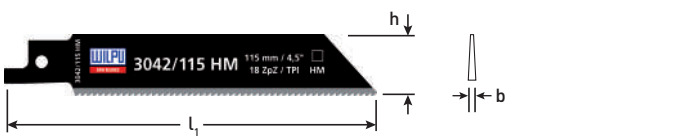
Wilpu	Bosch	Dimensions (mm)	pcs/PU	Item no.	€ / PU
3041/225 HM	S1141HM	225x19x1,3	1	515.0981	42,30
3041/300 HM	S1241HM	300x19x1,3	1	515.1001	49,28



D12

Execution: Hardmetaal gecoat reciproczaagblad.
Application: Blad voor gietijzer, keramiek en glasvezelversterkt polyester.

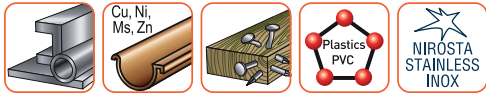
Wilpu	Bosch	Dimensions (mm)	pcs/PU	Item no.	€ / PU
D12/150	-	150x19x1,05	2	515.1041	23,45
D12/200	-	200x19x1,05	2	515.1061	30,52
D12/230	S1130Riff	230x19x1,05	2	515.1081	33,40



3042 HM

Execution: Reciprozaagblad met geslepen hardmetalen tandenrij.
Application: Speciaal ontwikkeld voor RVS-plaat, RVS-Profielen, glasfiber en carbonfiber.

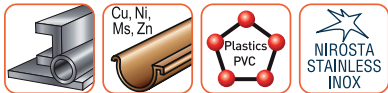
Wilpu	Bosch	Dimensions (mm)	pcs/PU	Item no.	€ / PU
3042/115	S518EHM	115x19x1,25	2	515.1091	35,48



006

Execution: Bi-metalen speciaalzaagblad met gepatenteerde M-vertanding.
Application: Zaagt in beide richtingen. Zeer lange standtijd. Universeel zaagblad voor staal, non-ferro metaal, kunststof en hout met metaalresten.

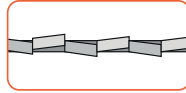
Wilpu	Bosch	Dimensions (mm)	pcs/PU	Item no.	€ / PU
006/150 bi	-	150x19x0,9	5	515.1101	36,15



007

Execution: Bi-metalen speciaalzaagblad met gepatenteerde M-vertanding.
Application: Zaagt in beide richtingen. Zeer lange standtijd. Universeel zaagblad voor staal, non-ferro metaal, kunststof en hout met metaalresten.



Wilpu	Bosch	Dimensions (mm)	pcs/PU	Item no.	€ / PU
007/150 bi	-	150x19x0,9	5	515.1141	35,84
007/200 bi	-	200x19x0,9	5	515.1161	40,45



INOX

Execution: Roestvrijstalen reciprozaagblad met gefreesde tandenrij.
Application: Speciaal geschikt voor het zagen van bevroren voedsel. Zaagblad is volledig voedselveilig. Ook geschikt voor het zagen in hout.

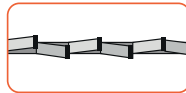
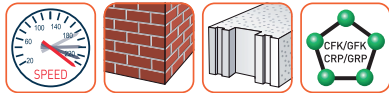
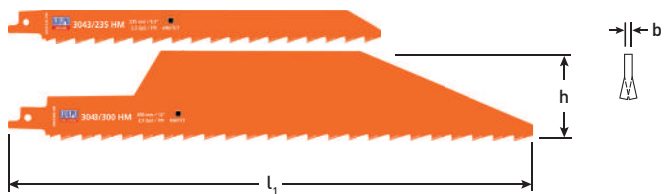
Wilpu	Bosch	Dimensions (mm)	pcs/PU	Item no.	€ / PU
INOX 300	S1211K	300x25x1,25	1	515.1201	22,92
INOX 400	-	400x25x1,25	1	515.1211	32,42



RWM

Application: Tweezijdig gegolfd geslepen voor een snelle en zuivere zaagsnede in isolatiemateriaal. Voor het snel snijden van isolatiedekens zoals Rock-Wool, schuim (EPS,PUR) Polystyreen, Styropur, rubber, papier, en tapijt.

Wilpu	Bosch	Dimensions (mm)	pcs/PU	Item no.	€ / PU
RWM 225	S1113AWP	225x19x1,27	2	515.1291	42,60
RWM 300	S1213AWP	300x19x1,27	2	515.1301	40,53



3043 HM

Execution: Reciprozaagblad voorzien van HM-Tanden positief geslepen.
Application: Ideaal voor snel zagen in gasbeton en rode baksteen.

Wilpu	Bosch	Dimensions (mm)	pcs/PU	Item no.	€ / PU
3043/235 HM	S1543HM	215x20x1,2	1	515.1501	59,98
3043/300 HM	S1243HM	300x20x1,2	1	515.1511	69,76
3043/450 HM	-	450x50x1,2	1	515.1521	114,10
3043/300H HM	-	300x50x1,2	1	515.1521H	116,93

About Rotec

For more than 30 years, Rotec has been the brand for rotary technology in construction and industry. What started with a focus on the Dutch market has grown into a global quality label operating in more than 40 countries. Our products are distributed exclusively through specialised technical wholesalers. This ensures that our quality, service and reliability always take centre stage.

Rotec is all about service and quality. This is the basis of our DNA. This enables us to continue to excel in developing and supplying high-quality machining tools for construction and industry.


The way in which products reach our customers, for example, is not unrelated. Because service and quality is not just about fast and good delivery. We also do everything we can to inform and inspire our network. So that the sales consultant knows what the Rotec portfolio includes, but also discovers how new or different applications work. So that he can advise the end user ever better on, for example, use or application of materials. This enables this craftsman to continue to do an excellent job every day. That is why our focus is on the craftsmen who appreciate quality. Because with quality you create quality.

Sustainability is also an important pillar within Rotec. We reduce our ecological footprint by continuously innovating in packaging and production processes. Examples include replacing PVC with recyclable materials and making our offices and warehouses energy-neutral. At the same time, sustainability goes beyond greening for us: it also means taking social responsibility, for example by showing commitment to local initiatives and charitable causes.

With Rotec, you do not choose just any brand, but a partner that breathes service and quality into every detail. Together, we strive to let professionals get the best out of themselves, now and in the future. That is what it is all about.

**Crafted
for quality**

All prices as mentioned in this catalogue are in euros and excluding taxes.
Prices and models of items are subject to change at any time without notice.
Prices and specifications are subject to printing errors.
This ROTEC Catalogue is published by Rotec B.V., Ede, The Netherlands.



Rotec BV
Galileilaan 32
6716 BP Ede
The Netherlands

+31 88 574 15 00
info@rotec.tools

www.rotec.tools